



"A Fine Tradition In Wood"

hmillworks.com

1937 Troup Valley Road

Mt. Pleasant Mills, PA 17853

570-539-2611 ∴ 800-326-9873

Fax 570-539-2379 ∴ 800-718-4463

EXTERIOR PRODUCTS

SECTION 5

INDEX

<u>Product</u>	<u>Page</u>	<u>Effective Date</u>	<u>Revised Date</u>
Exterior Wood Mouldings.	3	Jan. 8, 2018	Dec. 12, 2017
Crown Columns.	4	Jan. 8, 2018	Dec. 12, 2017
Crown Column Caps & Bases.	5	Jan. 8, 2018	Dec. 12, 2017
Sheerline Vinyl Porch Products.	6	Jan. 8, 2018	Dec. 12, 2017
Sheerline Rail Hardware Kits.	7	Jan. 8, 2018	Dec. 12, 2017
Sheerline Column Clad.	7	Jan. 8, 2018	Dec. 12, 2017
Fairway Vinyl Porch Products.	8	Jan. 8, 2018	Dec. 12, 2017
Perma Porch Products.	9	Jan. 2, 2013	Dec. 27, 2012
PermaPorch Products – Diagrams.	10	Jan. 2, 2013	Dec. 27, 2012
Wood Porch Products.	11	Jan. 8, 2018	Dec. 12, 2017
Log Home Products.	12	Jan. 8, 2018	Dec. 12, 2017
TruExterior Trim.	13	Feb. 6, 2017	Jan. 13, 2017

Manufacturers we can supply:

Crown Column & Millwork Co. LLC – www.crowncolumn.com

Hartman Sanders Architectural – www.hartmann-sanders.com

Cobblestone Millwork – www.cobblestone-mill.com

Sheerline – www.lbplastics.com

Fairway – www.fairwayvinyl.com

Totem – special order copper/wood post caps.

Fypon - www.fypon.com

HB&G – www.hbgcolumns.com

AWSCO – www.awSCO.com

Sikkens- www.nam.sikkens.com

Spectis – www.spectis.com

Xpanse

Items that are on the above listed websites, but not on our price list, can be special ordered from the manufacturer. Please contact your Heister House sales representative for availability, pricing and to place your special order.

All prices subject to change without notice.



Exterior Products

Section 5 – Page 2

List Price

Effective 1/2/13

Revised 12/27/12

This page intentionally left blank.



EXTERIOR WOOD MOULDINGS

ITEM #	DESCRIPTION	SIZE	SAPELE MAHOGANY
HH1x4	S4S	3/4" x 3 1/2"	N/S
HH1x6	S4S	3/4" x 5 1/4"	N/S
HH1x8	S4S	3/4" x 7 1/4"	N/S
HH1x10	S4S	3/4" x 9 1/4"	N/S
HH1x12	S4S	3/4" x 11 1/4"	N/S
HH54x4	S4S	1" x 3 1/2"	N/S
HH54x6	S4S	1" x 5 1/4"	N/S
HH54x8	S4S	1" x 7 1/4"	N/S
HH54x10	S4S	1" x 9 1/4"	N/S
HH54x12	S4S	1" x 11 1/4"	N/S
HH84x4	S4S	1 1/2"-1 3/4" x 3 1/2"	N/S
HH84x6	S4S	1 1/2"-1 3/4" x 5 1/4"	N/S
HH84x8	S4S	1 1/2"-1 3/4" x 7 1/4"	N/S
HH84x10	S4S	1 1/2"-1 3/4" x 9 1/4"	N/S
HH84x12	S4S	1 1/2"-1 3/4" x 11 1/4"	N/S
HH237	S4S	1 1/4" x 1 1/4"	N/S
HH236	S4S	1 1/2" x 1 1/2"	N/S
HH235	S4S	1 3/4" x 1 3/4"	N/S
HH163	Base Cap	3/4" x 1 3/8"	N/S
HH93	Cove	3/4" x 3/4"	N/S
HH555	Crown	3/4" x 1"	N/S
HH53	Crown	3/4" x 2 5/8"	N/S
HH49	Crown	3/4" x 3 1/2"	N/S
HH47	Crown	3/4" x 4 5/8"	N/S
HH45	Crown	3/4" x 5 1/4"	N/S
HH412	Wainscot	3/8" x 3 1/4"	N/S
HH6363	Single Bead T&G	3/4 x 3 1/4"	N/S
HH6385	V-Joint T&G	3/4" x 5 1/4"	N/S
HH666	Bevel Siding	1/2" x 5 1/4" *	N/S
HH668	Bevel Siding	1/2" x 7 1/4" **	N/S

Refer to line drawings in Section 1 for profiles.

*Resawn one face, smooth one face 4" coverage – 3 lineal feet = 1 square foot.

**Resawn one face, smooth one face 5 1/2" coverage – 2.18 lineal feet = 1 square foot.

The shaded cells indicate that the item is a non-stock item. Allow two weeks for these items.



CROWN COMPOSITE COLUMNS

ROUND TAPERED SMOOTH

ITEM #	SIZE	LOAD LIMIT	SHAFT ONLY	ITEM #	TUSCAN CAP & BASE	SHAFT w/TUSCAN CAP & BASE
568RS	6" x 8/0	N/A	N/S	56TCB	N/S	N/S
5856RS	8" x 5/6	10,500 #	N/S	58TCB	N/S	N/S
588RS	8" x 8/0	10,500 #	N/S	58TCB	N/S	N/S
5810RS	8" x 10/0	10,500 #	N/S	58TCB	N/S	N/S
5108RS	10" x 8/0	13,990 #	N/S	510TCB	N/S	N/S
51010RS	10" x 10/0	13,990 #	N/S	510TCB	N/S	N/S
51012RS	10" x 12/0	13,990 #	N/S	510TCB	N/S	N/S
5128RS	12" x 8/0	18,000 #	N/S	512TCB	N/S	N/S
51210RS	12" x 10/0	18,000 #	N/S	512TCB	N/S	N/S
51212RS	12" x 12/0	18,000 #	N/S	512TCB	N/S	N/S

ROUND TAPERED FLUTED

588RF	8" x 8/0	10,500 #	N/S	58TCB	N/S	N/S
5810RF	8" x 10/0	10,500 #	N/S	58TCB	N/S	N/S
5108RF	10" x 8/0	13,990 #	N/S	510TCB	N/S	N/S
51010RF	10" x 10/0	13,990 #	N/S	510TCB	N/S	N/S
51012RF	10" x 12/0	13,990 #	N/S	510TCB	N/S	N/S
5128RF	12" x 8/0	18,000 #	N/S	512TCB	N/S	N/S
51210RF	12" x 10/0	18,000 #	N/S	512TCB	N/S	N/S
51212RF	12" x 12/0	18,000 #	N/S	512TCB	N/S	N/S

SQUARE SMOOTH w/DECO BEAD

568SS	6" x 8/0	8,000 #	N/S	56STCB	N/S	N/S
588SS	8" x 8/0	10,000 #	N/S	58STCB	N/S	N/S
5810SS	8" x 10/0	10,000 #	N/S	58STCB	N/S	N/S
5108SS	10" x 8/0	10,000 #	N/S	510STCB	N/S	N/S
51010SS	10" x 10/0	10,000 #	N/S	510STCB	N/S	N/S
5128SS	12" x 8/0	10,000 #	N/S	512STCB	N/S	N/S
5129SS	12" x 9/0	10,000 #	N/S	512STCB	N/S	N/S
51210SS	12" x 10/0	10,000 #	N/S	512STCB	N/S	N/S

The shaded cells indicate that the item is a non-stock item. Allow four weeks for these items.



Exterior Products
 Section 5 – Page 5
 List Price
 Effective 1/08/18
 Revised 12/12/17

CROWN ROUND WOOD COLUMNS TUSCAN CAPITAL & BASE INCLUDED

ITEM #	DESCRIPTION	SIZE	LOAD LIMIT	STATUS
568WRS	Smooth, Tapered	6" x 8/0	3,000 #	N/S
568WRF	Fluted, Tapered	6" x 8/0	3,000 #	N/S
589RSNTW	Smooth, F/J wood , Non-tapered	8" x 9/0		N/S

CROWN TUSCAN CAPS & BASES

ITEM #	DESCRIPTION	SIZE	STATUS
58DC	Round, Doric Cap	8"	N/S
58DB	Round, Deco Bead	8"	N/S
510DC	Round, Doric Cap	10"	N/S
510DB	Round, Deco Bead	10"	N/S
512DC	Round, Doric Cap	12"	N/S
512DB	Round, Deco Bead	12"	N/A
58TCBNTW	For Non-tapered, F/J Wood Column	8"	N/S

Other sizes available by special order.

Please contact your sales representative for availability and pricing.

The shaded cells indicate that the item is a non-stock item. Allow four weeks for these items.

*CROWN SPLITTING CHARGE

COLUMNS/SHAFT ONLY		CAPITALS & BASES	
LENGTH	STATUS	SIZE	STATUS
8/0	N/S	8"	N/S
10/0	N/S	10"	N/S
12/0	N/S	12"	N/S

*Add splitting charge to full composite column price



SHEERLINE VINYL PORCH POST & NEWELS

ITEM #	DESCRIPTION	NET SIZE	WHITE (W)	BEIGE (B)	CLAY (C)
55108	Plantation Porch Post	5" x 5" x 108"	N/S	N/S	N/S
54497	Square Porch Post Sleeve	4" x 4" x 97"	N/S	N/S	N/S
544120	Square Porch Post Sleeve	4" x 4" x 120"	N/S	N/S	N/S
566120	Square Porch Post Sleeve	6" x 6" x 120"	N/S	N/S	N/S
54444A	All-Purpose Surface Mount Kit	4" x 4" x 44"	N/S	N/S	N/S
54496I	Prefab Pressure Treated Wood Insert	3 3/4" x 3 3/4" x 96"		N/S	
544120I	Prefab Pressure Treated Wood Insert	3 3/4" x 3 3/4" x 120"		N/S	
566120I	Prefab Pressure Treated Wood Insert	5 1/2" x 5 1/2" x 120"		N/S	
566120LM	Prefab MDO Lockmitred Insert	5 1/2" x 5 1/2" x 120"		N/S	

SHEERLINE RAIL SECTION

ITEM #	DESCRIPTION	NET SIZE	WHITE (W)	BEIGE (B)	CLAY (C)
54C	Level Rail Kit w/1.5" Colonial Baluster	4/0 x 2/10	N/S	N/S	N/S
56C	Level Rail Kit w/1.5" Colonial Baluster	6/0 x 2/10	N/S	N/S	N/S
58C	Level Rail Kit w/1.5" Colonial Baluster	8/0 x 2/10	N/S	N/S	N/S
510C	Level Rail Kit w/1.5" Colonial Baluster	10/0 x 2/10	N/S	N/S	N/S
56CS	Step Rail Kit w/1.5" Colonial Baluster	6/0 x 2/10	N/S	N/S	N/S
58CS	Step Rail Kit w/1.5" Colonial Baluster	8/0 x 2/10	N/S	N/S	N/S
54F	Level Rail Kit w/1.75" Fluted Baluster	4/0 x 2/10	N/S	N/S	N/S
56F	Level Rail Kit w/1.75" Fluted Baluster	6/0 x 2/10	N/S	N/S	N/S
58F	Level Rail Kit w/1.75" Fluted Baluster	8/0 x 2/10	N/S	N/S	N/S
510F	Level Rail Kit w/1.75" Fluted Baluster	10/0 x 2/10	N/S	N/S	N/S
56FS	Step Rail Kit w/1.75" Fluted Baluster	6/0 x 2/10	N/S	N/S	N/S
58FS	Step Rail Kit w/1.75" Fluted Baluster	8/0 x 2/10	N/S	N/S	N/S

Beige Colonial Rail is only available with square post sleeve.

SHEERLINE ACCESSORIES

ITEM #	DESCRIPTION	NET SIZE	WHITE (W)	BEIGE (B)	CLAY (C)
5PPC	Pyramid Newel Post Cap	4" x 4"	N/S	N/S	N/A
5BPC	Ball Newel Post Cap	4" x 4"	N/S	N/A	N/A
5GPC	Gothic Newel Post Cap	4" x 4"	N/S	N/S	N/A
544	Square Post Trim	4" x 4"	N/S	N/S	N/S
555	Plantation Porch Post Trim	5" x 5"	N/S	N/A	N/S
566	Square Post Trim	6" x 6"	N/S	N/S	N/A
566PPC	Pyramid Newel Post Cap	6" x 6"	N/A	N/A	N/A
58	8" Round Column Adapter		N/S	N/S	N/S
510	10" Round Column Adapter		N/S	N/S	N/S

The shaded cells indicate that the item is a non-stock item. Allow four weeks for these items.



Exterior Products
 Section 5 – Page 7
 List Price
 Effective 1/08/18
 Revised 12/12/17

SHEERLINE RAIL HARDWARE KIT

ITEM #	DESCRIPTION	WHITE (W)	BEIGE (B)	CLAY (C)
5RKT	Rail Hardware Kit	N/S	N/S	N/S
5SKT	Rake/Step Bracket (7/11) Kit	N/S	N/S	N/S
5ASKT	Adjustable Step Bracket	N/S	N/S	N/A
522KT	Sheerline 3250 – 22 ½° Angle Bracket Kit	N/S	N/S	N/S
545KT	3250 - 45° Angle Bracket Kit	N/S	N/S	N/S
5TB	3250 – Top Rail Bracket Only	N/S	N/S	N/A
5BB	3250 – Bottom Rail Bracket Only	N/S	N/S	N/A
56x1	#6 x 1” Screw	N/S	N/S	N/A
58x15	#8 x 1 ½” Screw	N/S	N/S	N/A

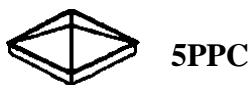
Kits – include two top brackets, two bottom brackets and screws.

SHEERLINE COLUMN CLAD

ITEM #	DESCRIPTION	NET SIZE	WHITE-W	BEIGE-B
566120CC	Column Clad-Fluted (4 pc)	6” x 6” x 120”	N/S	N/S
566101CC	Column Clad-Fluted (4 pc)	6” x 6” x 101”	N/S	N/S
566CCBT	Column Clad Base Trim (4 pc)	6” x 6”	N/S	N/S
566CCPC	Column Clad Post Cap	6” x 6”	N/S	N/S

W or **B** after the item number will indicate that you are ordering either white or beige Sheerline products. Sheerline also offers most of their products in Grey and Clay. Please call your sales representative for availability and pricing of these special order items.

The shaded cells indicate that the item is a non-stock item. Allow four weeks for special orders.



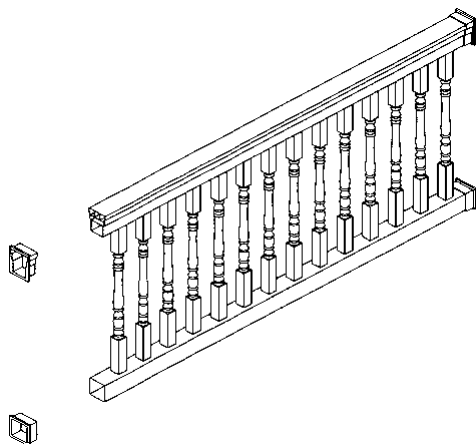
5PPC



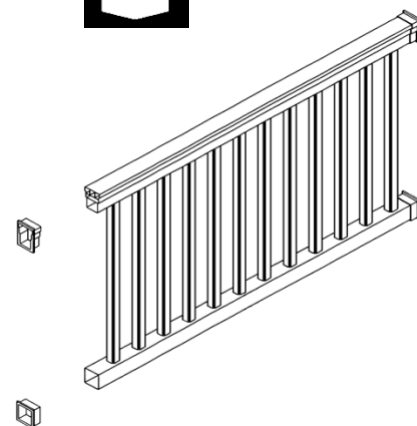
5BPC



5GPC



COLONIAL RAILING



FLUTED RAILING



Exterior Products
 Section 5 – Page 8
 List Price
 Effective 1/08/18
 Revised 12/12/17

FAIRWAY VINYL PORCH RAILING

CLASSIC CONTOUR

ITEM #	DESCRIPTION	SIZE	WHITE	TAN	KHAKI
F6C	Level Rail w/turned balusters	6/0 x 36"	N/S	N/S	N/S
F6S	Level Rail w/square balusters	6/0 x 36"	N/S	N/S	N/S
F8C	Level Rail w/turned balusters	8/0 x 36"	N/S	N/S	N/S
F8S	Level Rail w/square balusters	8/0 x 36"	N/S	N/S	N/S
F8CS	Step Rail w/turned balusters	8/0 x 36"	N/S	N/S	N/S
F8SS	Step Rail w/square balusters	8/0 x 36"	N/S	N/S	N/S
F10C	Level Rail w/turned balusters	10/0 x 36"	N/S	N/S	N/S
F10S	Level Rail w/square balusters	10/0 x 36"	N/S	N/S	N/S

FAIRWAY ACCESSORIES

ITEM #	DESCRIPTION	SIZE	WHITE	TAN	KHAKI
F44104	Traditional Porch Post	4" x 4" x 104"	N/S	N/S	N/S
F55104	Traditional Porch Post	5" x 5" x 104"	N/S	N/S	N/S
F44	Porch Post Trim Kit	4" x 4"	N/S	N/S	N/S
F4SK	Storm Kit w/trim	4" x 4"	N/S	N/S	N/S
F5SK	Storm Kit w/trim	5" x 5"	N/S	N/S	N/S
FRBK	Classic Contour Rail Bracket Kit		N/S	N/A	N/S
FHR8	Round Handrail	1 1/2" x 8/0	N/S	N/A	N/A

W, T, or K after the item number will indicate that you are ordering either white, tan or khaki Fairway products.

The shaded cells indicate the item is non-stock. Call for availability.



PERMA PORCH POST*

ITEM #	NOMINAL SIZE	NET SIZE	WEIGHT LIMIT	STATUS
5558P	5" x 5" x 8/0	4" x 4" x 8/0	1300 #	N/S
5559P	5" x 5" x 9/0	4" x 4" x 9/0	1300 #	N/S
5668P	6" x 6" x 8/0	5" x 5" x 8/0	5000 #	N/S
5669P	6" x 6" x 9/0	5" x 5" x 9/0	5000 #	N/S
5558LP	5" x 5" x 8/0	4" x 4" x 8/0	Lamp Post	N/S

ITEM #	DESCRIPTION	SIZE	STATUS	ITEM #	DESCRIPTION	SIZE	STATUS
555FKP	Post Fastening Kit	5" x 5"	N/S	555FSP	Post Skirt	5" x 5"	N/S
566FKP	Post Fastening Kit	6" x 6"	N/S	566FSP	Post Skirt	6" x 6"	N/S

PERMA PORCH RAILING

ITEM #	DESCRIPTION	SIZE	STATUS
512TCP	Standard PVC Top Rail Cap	1 1/2" x 3 3/8" x 12/0	N/S
512TIP	Standard Top Rail Aluminum Insert	1 1/2" x 3 3/8" x 12/0	N/S
5S12TCP	Savannah Top Rail	2 1/2" x 3 3/4" x 12/0	N/S
512BCP	Standard PVC Bottom Rail Cap	1 5/8" x 3 5/8" x 12/0	N/S
512BIP	Standard Bottom Rail Aluminum Insert	1 5/8" x 3 5/8" x 12/0	N/S
510BP	Standard Square Baluster	1 1/4" x 1 1/4" x 10/0	N/S
5102BP	Standard Square Baluster	1 1/2" x 1 1/2" x 10/0	N/S
532TBP	Turned Baluster	1 1/2" x 1 1/2" x 32"	N/S
54P	Standard Assembled Rail	4/0 x 2/9	S
56P	Standard Assembled Rail	6/0 x 2/9	N/S
58P	Standard Assembled Rail	8/0 x 2/9	N/S
510P	Standard Assembled Rail	10/0 x 2/9	N/S
512P	Standard Assembled Rail	12/0 x 2/9	N/S
5RKTP	Standard Rail Fastening Kit		N/S
5SRKTP	Savannah Rail Fastening Kit		N/S
5SNP	Square Newel	4 1/4" x 4 1/4" x 54"	N/S
5CNP	Chesterfield Newel	4 1/4" x 4 1/4" x 54"	N/A
5BPCP	Poly Ball Post Cap	6" x 5" x 5"	N/S
5PPCP	Poly Pyramid Post Cap	1 1/4" x 5" x 5"	N/A
5NKTP	Newel Fastening Kit	4 1/4" x 4 1/4"	N/S

The shaded cells indicate that the item is a non-stock item. Allow one week for special order.


* Perma Posts come with cap & base plates.

** Allow 10 working days for assembly of railing at Heister House Millworks, Inc.

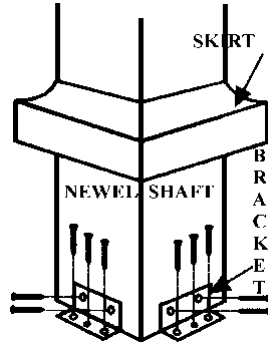


Exterior Products
Section 5 – Page 10
List Price
Effective 1/2/13
Revised 12/27/12

PERMA PORCH



Standard Rail Section



5NKTP




512BC



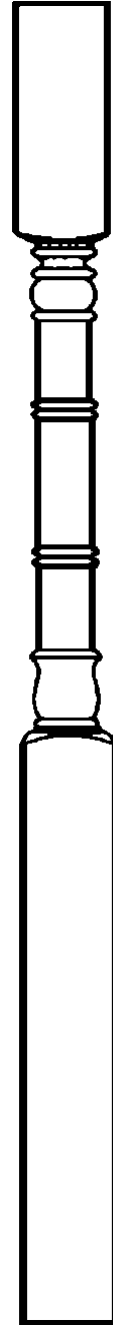
512TC



5CNP



5SNP



Perma Porch Post



PRIMED WOOD COLONIAL TURNED PORCH POST

ITEM #	NOMINAL SIZE	NET SIZE	STATUS	ALUM PLINTH	
				ITEM #	STATUS
5448PW	4" x 4" x 8/0	3 1/4" x 3 1/4" x 8/0	N/S		
5449PW	4" x 4" x 9/0	3 1/4" x 3 1/4" x 9/0	N/S	544P	S
5558PW	5" x 5" x 8/0	4 1/4" x 4 1/4" x 8/0	N/S		
5559PW	5" x 5" x 9/0	4 1/4" x 4 1/4" x 9/0	N/S	555P	N/S
5668PW	6" x 6" x 8/0	5 1/4" x 5 1/4" x 8/0	N/S		
5669PW	6" x 6" x 9/0	5 1/4" x 5 1/4" x 9/0	N/S	566P	N/S

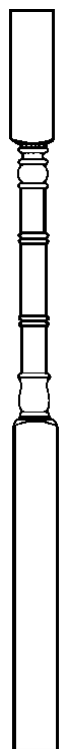
WOOD PORCH HANDRAIL

ITEM #	DESCRIPTION	SIZE	SAPELE MAHOGANY (SMA)
HH950	Plowed Top Rail	1 3/4" x 3"W	N/S
HH951	Bottom Rail	1 3/4" x 2 3/8"	N/S
HH952	Top Fillet, S4S	1/2" x 1 1/4"	N/S
HH806	Top Fillet, S4S	1/4" x 1 5/8"	N/S
HH9721	Two Piece Top Rail	2 1/4" x 4 3/4"	N/S
HH9722	One Piece Bottom Rail	1 1/2" x 3 3/4"	N/S
HH9731	Two Piece Top Rail	2 1/4" x 5 1/2"	N/S
HH9732	One Piece Bottom Rail	1 1/2" x 4 3/4"	N/S

All wood items must be primed and painted on all six sides for the warranty to be effective.

Wood porch handrail is sold per lineal foot.

The shaded cells indicate that the item is a non-stock item. Allow two weeks for special orders.



Colonial Porch Post



HH950



HH9721



HH9731



HH951



HH9722



HH9732



LOG HOME PRODUCTS- KNOTTY PINE

ITEM #	DESCRIPTION	SIZE	STATUS
HHMI602KP	T&G Log Siding	1 3/8" x 7 5/16" – 7" Face	N/S
HH84X4KP	S4S Trim Boards	1 3/4" x 3 1/2"	N/S
HH84X6KP	S4S Trim Boards	1 3/4" x 5 1/2"	N/S
HH47CLKP	Outside Corner Logs*	4" x 7" Face x 47"	N/S
HH27CLKP	Outside Corner Logs*	4" x 7" Face x 27"	N/S
HH793KP	Beveled Window Sill Material	1 1/2" x 3"	N/S
HH753KP	Exterior Window Trim	1 1/4" x 3 1/2"	N/S
HH754KP	Exterior Window Trim	1 1/4" x 4"	N/S
HH84X4RKP	Handrail, S4S w/1/4" radius all 4 edges	1 3/4" x 3 1/2"	N/S
HH4X4NKP	Newel Material, Face Glued	3 1/2" x 3 1/2"	N/S
HH6X6NKP	Newel Material, Face Glued	5 1/4" x 5 1/4"	N/S
HH4X8TKP	S4S Timbers, Air Dried	4" x 8"	N/S
HH4X12TKP	S4S Timbers, Air Dried	4" x 12"	N/S
HH6X6TKP	S4S Timbers, Air Dried	6" x 6"	N/S
HH6X8TKP	S4S Timbers, Air Dried	6" x 8"	N/S
HH8X8TKP	S4S Timbers, Air Dried	8" x 8"	N/S
HH8X10TKP	S4S Timbers, Air Dried	8" x 10"	N/S
HH8X12TKP	S4S Timbers, Air Dried	8" x 12"	N/S

Many of our own moulding products/profiles can be produced in knotty pine to complete the interior of your log home (including S4S, T&G paneling, and flooring). Refer to our Moulding/Flooring sections for all available profiles then contact your sales representative for pricing.

*When ordering outside corner logs, you will need equal quantities of 27" and 47" split between lefts and rights.

These items are non-stock products produced per order. Please allow a minimum two week lead time.



Exterior Products
 Section 5 – Page 13
 List Price
 Effective 1/08/18
 Revised 12/12/17

TRUEXTERIOR TRIM

ITEM #	DESCRIPTION	SIZE	STATUS
1X4TE	TRU EXTERIOR S4S, per piece	¾" x 3 ½" x 16/0 NET	N/S
1X6TE	TRU EXTERIOR S4S, per piece	¾" x 5 ½" x 16/0 NET	N/S
1X8TE	TRU EXTERIOR S4S, per piece	¾" x 7 ¼" x 16/0 NET	N/S
1X10TE	TRU EXTERIOR S4S, per piece	¾" x 9 ¼" x 16/0 NET	N/S
1X12TE	TRU EXTERIOR S4S, per piece	¾" x 11 ¼" x 16/0 NET	N/S
54X4TE	TRU EXTERIOR S4S, per piece	1" x 3 ½" x 16/0 NET	N/A
54X6TE	TRU EXTERIOR S4S, per piece	1" x 5 ½" x 16/0 NET	N/S
54X8TE	TRU EXTERIOR S4S, per piece	1" x 7 ¼" x 16/0 NET	N/A
54X10TE	TRU EXTERIOR S4S, per piece	1" x 9 ¼" x 16/0 NET	N/A
54X12TE	TRU EXTERIOR S4S, per piece	1" x 11 ¼" x 16/0 NET	N/S

These items are non-stock items. Please allow a minimum one week lead time.