



"A Fine Tradition In Wood"

hhmillworks.com

1937 Troup Valley Road

Mt. Pleasant Mills, PA 17853

570-539-2611 ∴ 800-326-9873

Fax 570-539-2379 ∴ 800-718-4463

BUILDERS HARDWARE

SECTION 6

INDEX

| <u>Product</u> | <u>Page</u> | <u>Effective Date</u> | <u>Revised Date</u> |
|---|--------------------|------------------------------|----------------------------|
| Lockset Handing Diagrams..... | 2 | Jan. 2, 2013 | Dec. 21, 2012 |
| Finish Reference Table..... | 2 | Jan. 2, 2013 | Dec. 21, 2012 |
| Schlage Locksets..... | 4 | Jan.8, 2018 | Dec. 18, 2017 |
| Schlage Entries..... | 4 | Jan.8, 2018 | Dec. 18, 2017 |
| Deadbolts..... | 4 | Jan.8, 2018 | Dec. 18, 2017 |
| Schlage Handlesets..... | 5 | Jan.8, 2018 | Dec. 18, 2017 |
| Schlage Locksets and Handlesets Diagrams..... | 5 | Jan.8, 2018 | Dec. 18, 2017 |
| Keying Locks..... | 5 | Jan.8, 2018 | Dec. 18, 2017 |
| Door Fixtures..... | 6 | Jan.8, 2018 | Dec. 18, 2017 |
| Door Stops and Closures..... | 7 | Jan.8, 2018 | Dec. 18, 2017 |
| Pocket Door Locksets..... | 8 | Jan.8, 2018 | Dec. 18, 2017 |
| Pocket Door Hardware..... | 8 | Jan.8, 2018 | Dec. 18, 2017 |
| Pocket Door Locksets and Hardware Diagrams..... | 9 | Jan, 2, 2013 | Dec. 21, 2012 |
| Bypass Hardware..... | 10 | Jan.8, 2018 | Dec. 18, 2017 |
| Bifold Hardware..... | 11 | Jan.8, 2018 | Dec. 18, 2017 |
| Bifold Hardware Diagrams..... | 12 | Jan.8, 2018 | Dec. 18, 2017 |
| Closet Rods and Accessories..... | 12 | Jan.8, 2018 | Dec. 18, 2017 |
| Closetmaid Shelving..... | 13 | Jan.8, 2018 | Dec. 18, 2017 |
| Closetmaid Hardware & Accessories..... | 14 | Jan.8, 2018 | Dec. 18, 2017 |
| Closetmaid Hardware & Accessories-Diagrams..... | 15 | Jan. 2, 2013 | Dec. 21, 2012 |
| Hinges..... | 16 | Jan.8, 2018 | Dec. 18, 2017 |
| Miscellaneous..... | 17 | Jan.8, 2018 | Dec. 18, 2017 |
| Screws..... | 17 | Jan.8, 2018 | Dec. 18, 2017 |

Manufacturer's we can supply:

Schlage - www.schlage.com

Penrod – www.thepenrodcompany.com

Rocky Mountain – www.rockymountainhardware.com

Baldwin – www.baldwinhardware.com

Closetmaid - www.closetmaid.com

Johnson – www.johnsonhardware.com

Emtek - www.emtek.com

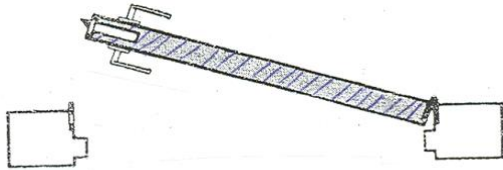
Items that are on the above noted websites, but not on our price list, can be special ordered from the manufacturer. Please call your sales representative for availability, pricing and to place your order.

All prices subject to change without notice.

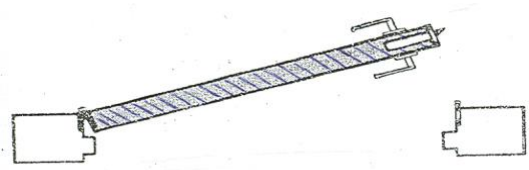


HANDING – LOCKSETS

IN-SWING

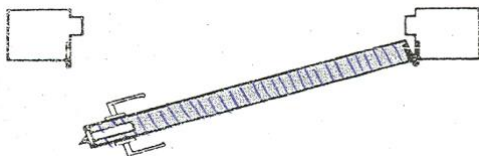


RIGHT HAND

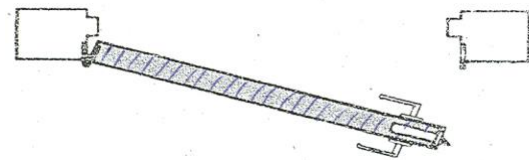


LEFT HAND

OUT-SWING



RIGHT HAND REVERSE BEVEL



LEFT HAND REVERSE BEVEL

FINISH REFERENCE

| FINISH | USE THIS SUFFIX FOR ITEM #'S | ALSO REFERRED TO AS: | US # | SCHLAGE | EMTEK |
|-------------------|------------------------------|---------------------------------|-------|----------|-------|
| BRIGHT BRASS | BB | POLISHED BRASS | US3 | 505, 605 | US3 |
| ANTIQUE BRASS | AB | FRENCH ANTIQUE, BLACKENED BRASS | US5 | 609 | US5 |
| ANTIQUE NICKEL | AN | ANTIQUE PEWTER, PEWTER | US15A | 620 | US15A |
| SATIN NICKEL | SN | BRUSHED NICKEL | US15 | 619 | US15 |
| AGED BRONZE | AGB | | | 716 | |
| COLONIAL BRONZE | CB | | | | |
| BRIGHT CHROME | BC/PC | POLISHED CHROME | US26 | 625 | US26 |
| DULL CHROME | DC/SC | SATIN CHROME | US26D | 626 | US26D |
| OIL-RUBBED BRONZE | OB | | US10B | 613 | |



Builders Hardware

Section 6 – Page 3

List Price

Effective Date 1/08/18

Revised Date 12/18/17

This page intentionally left blank.



SCHLAGE LOCKSETS

| ITEM# | DESCRIPTION | BRIGHT BRASS | ANTIQUE BRASS | AGED BRONZE | SATIN NICKEL | ANTIQUE PEWTER | BRIGHT CHROME | SATIN CHROME |
|-------|------------------|--------------|---------------|-------------|--------------|----------------|---------------|--------------|
| 10P | Plymouth Passage | S | N/A | S | S | N/A | N/S | N/S |
| 40P | Plymouth Privacy | S | N/A | S | S | N/A | N/S | N/S |
| 170P | Plymouth Dummy | S | N/A | S | S | N/A | N/S | N/S |
| 10G | Georgian Passage | S | S | S | S | N/A | N/A | N/A |
| 40G | Georgian Privacy | S | S | S | S | N/A | N/A | N/A |
| 170G | Georgian Dummy | S | S | S | S | N/A | N/A | N/A |
| 10AC | Accent Passage | S | S | S | S | N/A | N/A | N/A |
| 40AC | Accent Privacy | S | S | S | S | N/A | N/A | N/A |
| 170AC | Accent Dummy* | N/A | N/A | N/A | N/A | N/A | N/A | N/A |
| 10F | Flair Passage | S | S | S | S | N/A | N/S | N/S |
| 40F | Flair Privacy | S | S | S | S | N/A | N/S | N/S |
| 170F | Flair Dummy* | N/A | N/A | N/A | N/A | N/A | N/A | N/A |
| 10E | Elan Passage | N/S | N/A | N/A | N/A | N/A | N/A | N/S |
| 40E | Elan Privacy | N/S | N/A | N/A | N/A | N/A | N/A | N/S |
| 170E | Elan Dummy | N/S | N/A | N/A | N/A | N/A | N/A | N/S |

*Indicate handing when ordering.

NOTE: Schlage Dummy levers are opposite handing as determined using diagram/instructions on page 2 this section.

SCHLAGE ENTRYSETS

| ITEM# | DESCRIPTION | BRIGHT BRASS | ANTIQUE BRASS | AGED BRONZE | SATIN NICKEL | ANTIQUE PEWTER | BRIGHT CHROME | SATIN CHROME |
|-------|-------------------|--------------|---------------|-------------|--------------|----------------|---------------|--------------|
| 54PP | Plymouth/Plymouth | S | N/A | S | S | N/A | N/S | N/S |
| 54GG | Georgian/Georgian | N/S | S | S | S | N/A | N/A | N/A |
| 51AC | Accent/Accent | S | S | S | S | N/A | N/A | N/A |
| 51FF | Flair/Flair | S | S | S | S | N/A | N/A | N/S |

DEADBOLTS

| ITEM # | DESCRIPTION | BRIGHT BRASS | ANTIQUE BRASS | AGED BRONZE | SATIN NICKEL | ANTIQUE PEWTER | BRIGHT CHROME | SATIN CHROME |
|--------|--------------------------|--------------|---------------|-------------|--------------|----------------|---------------|--------------|
| 260G | Single Cylinder Deadbolt | S | S | S | S | N/A | N/A | N/S |

The shaded cells indicate these items are non-stock. Allow 4-6 weeks lead time.



SCHLAGE HANDLESETS

EXTERIOR PARTS

| ITEM # | DESCRIPTION | BRIGHT BRASS | ANTIQUÉ BRASS | AGED BRONZE | SATIN NICKEL | ANTIQUÉ PEWTER | BRIGHT CHROME | SATIN CHROME |
|--------|-------------------------------------|--------------|---------------|-------------|--------------|----------------|---------------|--------------|
| 58P | Plymouth, Single Cylinder Handleset | S | N/S | S | S | N/A | N/S | S |
| 58C | Camelot, Single Cylinder Handleset | S | S | S | N/S | N/A | N/A | N/S |

INTERIOR PARTS

| | | | | | | | | |
|------|----------|-----|-----|-----|-----|-----|-----|-----|
| 59P | Plymouth | S | N/A | S | S | N/A | N/A | S |
| 59G | Georgian | N/S | S | S | S | N/A | N/A | N/A |
| 59AC | Accent* | N/A | N/A | N/A | N/A | N/A | N/A | N/A |
| 59F | Flair* | N/A | N/A | N/A | N/A | N/A | N/A | N/A |
| 59E | Elan | S | S | N/A | N/A | N/A | N/A | S |


*Indicate handing. See diagram on page 1 for instructions.
 The shaded items are non-stock. Allow 4-6 weeks lead time.



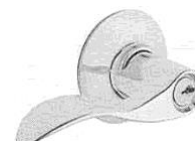
Plymouth



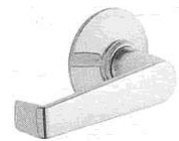
Georgian




Flair



Accent



Elan



Deadbolt



Plymouth Exterior Handleset



Camelot Exterior Handleset

KEYING LOCKS

| ITEM# | DESCRIPTION | PRICE |
|--------|-------------|-------|
| 35100C | Key Blanks | S |
| SKC | Cut Key | S |

Heister House can cut a key to fit your lock. Call for details.
 Allow minimum 1 week lead time to cut keys.



Builders Hardware
 Section 6 – Page 6
 List Price
 Effective Date 1/08/18
 Revised Date 12/18/17

DOOR FIXTURES

| ITEM # | DESCRIPTION | BRIGHT BRASS | ANTIQUE BRASS | POLISHED CHROME | SATIN NICKEL | ANTIQUE NICKEL | WOOD |
|--------|------------------------|--------------|------------------|-----------------|--------------|----------------|------|
| 640 | Mushroom Knobs-1¼" | S | S | N/S | S | S | S |
| ITEM # | DESCRIPTION | SIZE | BRIGHT BRASS | ANTIQUE BRASS | SATIN NICKEL | BRUSHED CHROME | |
| 834M | Kick Plate-Magnetic | 8" X 34" | N/S | N/A | N/A | N/A | |
| 834 | Kick Plate w/ screws | 8" X 34" | S | N/A | S | N/A | |
| 312P | Push Plate | 3 ½" X 12" | N/S | N/S | N/A | N/A | |
| 315P | Pull Plate | 3 ½" X 15" | N/S | N/A | N/A | N/A | |
| ITEM # | DESCRIPTION | SIZE | SOLID BRASS (SB) | | | | |
| HDK8V | Door Knocker w/ Viewer | 8" Height | N/S | | | | |
| HDK8 | Door Knocker | 8" Height | N/S | | | | |

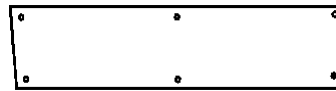
The shaded cell indicates the item is non-stock. Please allow minimum 3-4 weeks lead time.



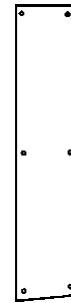
Mushroom Knob
640



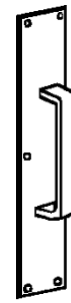
Magnetic Kick Plate
834M



Kick plate w/ screws
834



Push Plate
312P



Pull Plate
315P



HDK8VSB



HDK8SB



DOOR STOPS

| ITEM # | DESCRIPTION | BRIGHT BRASS | ANTIQUÉ BRASS | ANTIQUÉ NICKEL | SATIN NICKEL | COLONIAL BRONZE | POLISHED CHROME | DULL CHROME |
|--------|-------------|--------------|---------------|----------------|--------------|-----------------|-----------------|-------------|
| 4210 | Hinge | S | S | S | S | S | S | S |
| 4218 | Spring | S | S | S | S | S | S | S |
| 4219 | Rigid | S | S | S | S | S | N/S | S |
| 1212 | Door Saver | S | S | N/S | S | S | S | N/A |


For Dull Chrome use Satin Nickel products.



Hinge Door Stop
4210



Spring Door Stop
4218



Rigid 3"
4219

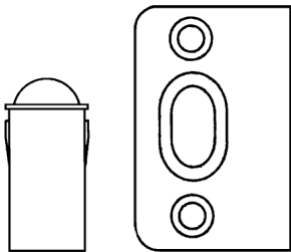


Door Saver
1212

DOOR CLOSURES

| ITEM # | DESCRIPTION | BRIGHT BRASS | ANTIQUÉ BRASS | ANTIQUÉ NICKEL | SATIN NICKEL | COLONIAL BRONZE | POLISHED CHROME | DULL CHROME |
|--------|---|-----------------|---------------|----------------|---------------|-----------------|-----------------|-------------|
| 9003 | Adjustable Ball Catch w/ 1/4" radius strike plate | S | S | S | S | S | S | S |
| 9004 | Flush Bolt w/ Strike Plate | S | N/S | S | S | S | S | S |
| 335 | Adjustable Roller Catch | N/A | N/A | N/A | N/A | N/A | N/A | N/A |
| MMSTP | Strike Plate for Ball Catch | N/S | S | S | S | S | N/S | S |
| ITEM # | DESCRIPTION | SIZE | | BRIGHT BRASS | ANTIQUÉ BRASS | ANTIQUÉ NICKEL | STAINLESS STEEL | |
| EL115 | Don Jo Extended Strike Plate | 2 1/4" x 1 1/2" | | N/S | N/S | N/A | N/S | |
| EL102 | Don Jo Extended Strike Plate | 2 1/4" x 2" | | N/S | N/S | S | N/S | |

The shaded cell indicates the item is non-stock. Please allow minimum 3-4 weeks lead time.



Ball Catch w/ Strike Plate
9003



Flush Bolt
9004



POCKET DOOR LOCKSETS

| ITEM # | DESCRIPTION | BRIGHT BRASS | ANTIQU BRASS | ANTIQU NICKEL | SATIN NICKEL | OIL-RUBBED BRONZE | POLISHED CHROME | DULL CHROME |
|--------|-------------------------|--------------|--------------|---------------|--------------|-------------------|-----------------|-------------|
| 100 | Passage | S | S | S | S | S | S | S |
| 101 | Privacy | S | S | S | S | S | S | S |
| 150 | Edge Pull | S | N/S | S | S | S | N/S | S |
| 1501 | Passage Latch, Suncrest | S | N/A | N/A | N/A | N/A | N/A | N/A |
| 1521 | Privacy Latch, Suncrest | S | N/A | N/A | N/A | N/A | N/A | S |

POCKET DOOR FINGER PULLS

| ITEM # | DESCRIPTION | BRIGHT BRASS | ANTIQU BRASS | ANTIQU NICKEL | SATIN NICKEL | POLISHED CHROME | DULL CHROME |
|--------|----------------------------------|--------------|--------------|---------------|--------------|-----------------|-------------|
| 350 | Oval Finger Pull | S | S | N/A | S | S | N/A |
| 30 | Johnson 2 1/8" Round Finger Pull | S | N/A | N/A | N/A | N/A | S |
| 615 | 3/4" Pull | S | N/A | N/A | N/A | N/A | S |


POCKET DOOR HARDWARE

| ITEM # | DESCRIPTION | PRICE |
|--------|--|-------|
| 1530 | Johnson Pocket Door Frame 1500 – 3/0 x 6/8 | S |
| 15307 | Johnson Pocket Door Frame 1500 – 3/0 x 7/0 | S |
| 15308 | Johnson Pocket Door Frame 1500 – 3/0 x 8/0 | N/S |
| 100 | 6/0 Pocket Door Track w/Tricycle Hangers | S |
| 10048 | 4/0 Pocket Door Track | S |
| 10060 | 5/0 Pocket Door Track | S |
| 10072 | 6/0 Pocket Door Track | S |
| 10096 | 8/0 Pocket Door Track | S |
| 100144 | 12/0 Pocket Door Track | S |
| 1120K | Pocket Door Hardware Kit (Regular Wheels) Includes 2-1120H, 2-1550 and 1-1513 | S |
| 1125K | Pocket Door Hardware Kit (Ball Bearing Wheels) Includes 2-1125, 2-1550, and 1-1513 | S |
| 1555 | Pocket Door Frame Conversion Kit | S |
| 1550 | Pocket Door Guide | S |

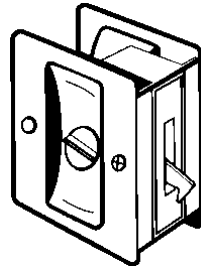
The shaded cell indicates the item is non-stock. Please allow minimum 3-4 weeks lead time.



POCKET DOOR LOCKSETS AND HARDWARE



Pocket Door Passage Latch
100



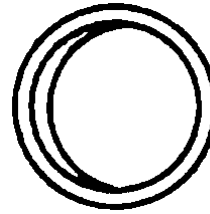
Pocket Door Privacy Latch
101



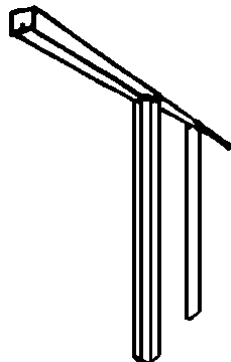
Pocket Door Edge Pull
150



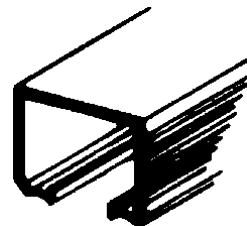
Oval Finger Pull
350



Round Finger Pull
30



Johnson
Pocket Door Frame
1530 or 15308



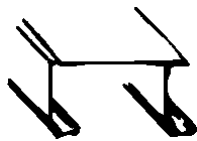
Pocket Door Track
100(size)



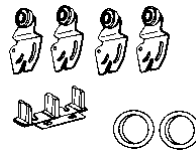
BYPASS HARDWARE

| ITEM # | DESCRIPTION | PRICE |
|----------|--|-------|
| 111482DR | Heavy Duty Track, 2 Door with Hardware | S |
| 111602DR | Heavy Duty Track, 2 Door with Hardware | S |
| 111722DR | Heavy Duty Track, 2 Door with Hardware | S |
| 113848 | Johnson Gold 4/0 – 47” Bypass Track | S |
| 113860 | Johnson Gold 5/0 – 59” Bypass Track | S |
| 113872 | Johnson Gold 6/0 – 71” Bypass Track | S |
| 1138 | Johnson Bypass Track Hardware Pack | S |
| 2136 | Johnson Bypass Carpet Riser | S |
| 2134 | Johnson Bypass Guide for 1 3/4” Doors | N/S |
| 2135 | Johnson Bypass Guide for 1 3/8” Doors | S |


BYPASS HARDWARE



Bypass Track
1138(48)



Bypass Track Hardware Pack
1138




Bypass Carpet Riser
2136



Tricycle Hanger w/Ball Bearing
or Regular Wheels and Pivot Lock
1125



Bypass Guide for 1 3/4” Doors
2134



Bypass Guide for 1 3/8” Doors
2135



Builders Hardware

Section 6 – Page 11

List Price

Effective Date 1/08/18

Revised Date 12/18/17

BIFOLD HARDWARE

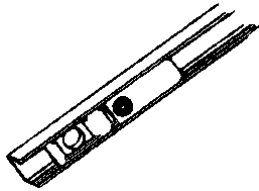
| ITEM # | DESCRIPTION | PRICE |
|----------|--|-------|
| 24020* | Stanley/Acme Bi-fold Track 2400-2/0 | S |
| 24026* | Stanley/Acme Bi-fold Track 2400-2/6 | S |
| 24030* | Stanley/Acme Bi-fold Track 2400-3/0 | S |
| 24040* | Stanley/Acme Bi-fold Track 2400-4/0 | S |
| 24050* | Stanley/Acme Bi-fold Track 2400-5/0 | S |
| 24060* | Stanley/Acme Bi-fold Track 2400-6/0 | S |
| 107 | Johnson Bifold Top Pivot Sets for Bi-fold | S |
| 1706 | Johnson Bifold Bottom Pivot For Bi-fold | S |
| 1011 | Floor Bracket for Bi-fold | S |
| 1125 | Tricycle Hanger with Ball Bearing Wheels and Pivot Lock – Max. Weight 200 LB | S |
| 1120H | Tricycle Hanger with Regular Wheels and Pivot Lock – Max. Weight 125 LB | S |
| 1155 | Stop | S |
| 1513 | Bumper | S |
| 1831 | Johnson Bi-fold 4 Door Hardware Pack For 1825 Track | N/S |
| 1814 | Johnson Bi-fold 4 Door Spring Snubber #1814 | S |
| 1810 | Johnson Pivot Socket For 1825 Track | N/S |
| 1808 | Johnson Bi-fold 4 Door Aligner #1808 | S |
| 18313851 | Johnson Bi-fold Track hardware pack for 1838 track | S |
| 1606 | Johnson Heavy Duty Bifold Hinges, Each | S |
| 1125BK | Johnson Bifold Hardware Pack for 100 Track (Doors to 75 LB) Kit Includes – One-1125, One-107, One-1706, One-1011, One-1155 and Three-1606 | S |

*This track included with our MDF bifold units.

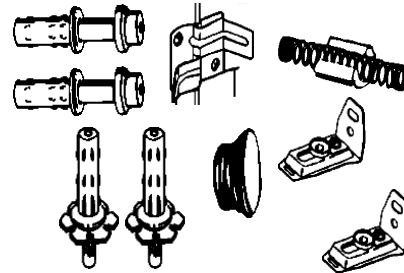
The shaded cell indicates the item is non-stock. Please allow minimum two week lead time.



BIFOLD HARDWARE



Johnson Bifold Track
1825



Johnson Bi-fold 4-door
Hardware Pack for 1825 track
1831



Johnson Bi-fold
4-door Spring Snubber
1814



Johnson Pivot Socket
for 1825 track
1810

CLOSET RODS & ACCESSORIES

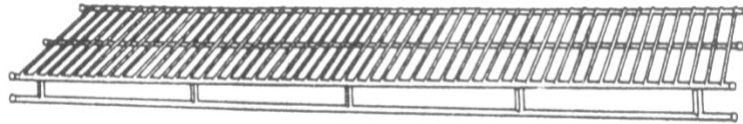
| ITEM # | DESCRIPTION | SIZE | PRICE | | |
|---------|--------------------------------|-------------------------|-------------|------------------|------------------|
| | | | ZINC | BRASS (B) | WHITE (W) |
| MS97W | Melamine Shelving | 3/4" x 11 13/16" x 97" | | | S |
| MS120W | Melamine Shelving | 3/4" x 11 13/16" x 121" | | | S |
| MI3048 | Telescoping 1" Closet Rod | 30" to 48" | | | S |
| MI4872 | Telescoping 1" Closet Rod | 48" to 72" | | | S |
| MI72120 | Telescoping 1" Closet Rod | 72" to 120" | | | S |
| MI470 | Shelf & Rod Support-Adjustable | 10" to 12" | | | S |
| | | | ZINC | BRASS (B) | WHITE (W) |
| MI248 | Shelf Standard | 5/8" x 48" | N/A | N/S | N/A |
| MI272 | Shelf Standard Adjustable | 72" | N/A | N/S | N/S |
| MI738 | Shelf Standard Support Clips | | N/A | N/S | N/S |

The shaded cell indicates the item is non-stock. Please allow minimum 3-4 weeks lead time.

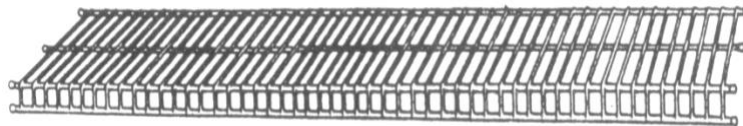


CLOSETMAID SHELVING

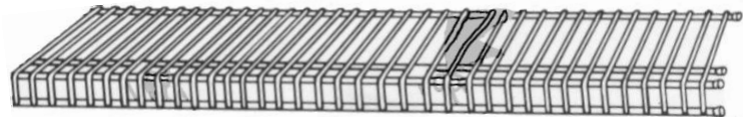
| ITEM # | DESCRIPTION | PRICE |
|--------|---|-------|
| 300 | Shelf & Rod 12" x 144" | S |
| 305 | Shelf & Rod 16" x 144" | S |
| 564021 | Linen, 12" x 144", Wires 1" On Center, – Use with Superslide System | S |
| 564221 | Linen 16" x 144", Wires 1" On Center – Use with Superslide System | S |
| 325 | Linen 20" x 144", Wires 1" On Center – Not for use with Superslide System | S |
| 402 | Close Mesh Linen, 12" x 144", Wires 5/8" On Center | S |
| 318 | Close Mesh Linen, 16" x 144", Wires 5/8" On Center | S |
| 1047 | Shelf & Rod – Corner Shelf 12" | S |
| 1067 | Shelf & Rod – Corner Shelf 16" | S |
| 5748 | Corner Shelf, 12" Linen, Low Profile | S |



Shelf & Rod
300 or 305



Close Mesh Linen-Wires 5/8" on Center
402 or 318



Linen-Wires 1" on Center
310, 564021, 564221, 325




CLOSETMAID HARDWARE & ACCESSORIES

| ITEM # | DESCRIPTION | PRICE |
|--------|---|-------|
| 940 | End Bracket With Anchor, Low Profile | S |
| 942 | End Bracket Without Anchor, Low Profile | S |
| 312 | Multi-Purpose Wire Clip | S |
| 991 | Wall Clip With Anchor | S |
| 973 | End Bracket With Anchor | S |
| 974 | End Bracket Without Anchor | S |
| 978 | Pole Clip For Linen "4" Gauge | S |
| 977 | Pole Clip For Shelf & Rod "0" Gauge | S |
| 164 | Support Bracket 12" – 36" on Center | S |
| 166 | Support Bracket 16" – 36" on Center | S |
| 180 | Support Bracket 20" – 36" on Center | S |
| 2118 | Support Pole 85", Low Profile | S |
| 247 | Support Pole Cap | S |
| 203 | Small End Cap (5/End on Linen) & (2/End on Shelf & Rod) | S |
| 204 | Large End Cap (2/End on Shelf & Rod) | S |
| 168 | Shelf & Rod End Cap For Open Ends | S |
| 120 | Metal Corner Support | S |
| 923 | Shoe Support | S |
| 5647 | Superslide Bar Support | S |
| 980 | Superslide End Bracket | S |
| 2058 | Superslide 6' Hanger Bar | S |
| 2059 | Superslide 8' Hanger Bar | S |
| 2080 | Superslide 12' Hanger Bar (Closetmaid #2012) | S |
| 5649 | Superslide Corner Bar | S |
| 5638 | Superslide Hanger Rod End Caps (pk of 2) – <i>Discontinued Item</i> | N/A |
| 2085 | Superslide Hanger Rod Connector | S |
| 2853 | 12" Linen Shelf Track Bracket | S |
| 2854 | 16" Linen Shelf Track Bracket | S |
| 2855 | 20" Linen Shelf Track Bracket | S |
| 2800 | Wall Standard 12" – 16" on Center | S |
| 2804 | Wall Standard 48" – 16" on Center | S |
| 2808 | Wall Standard 60" – 16" on Center | S |
| 2812 | Wall Standard 84" – 16" on Center | S |
| 282600 | Hang Track for Wall Standard – 40" | S |
| 283600 | Hang Track for Wall Standard – 80" | S |
| 1170 | Universal Shelf Connectors, Low Profile | S |


The shaded cell indicates the item is non-stock. Please allow minimum 6-8 weeks lead time.



CLOSETMAID HARDWARE & ACCESSORIES



End Bracket w/ Anchor
940



End Bracket w/out Anchor
942



Pole Clip for
Shelf & Rod
977/978



Wall Clip w/ Anchor
991



Multi-purpose
Wire clip
312



Small End Caps-203



Large End Caps-204



Shelf and Rod End Caps
168



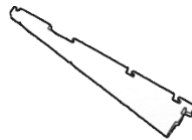
Metal Corner Support
120



Support Bracket
164, 166, 180



Wall Standard
2800, 2804, 2808, 2812



Linen Shelf Bracket
2853, 2854, 2855

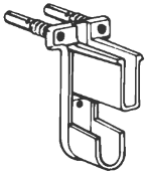


Support Pole
2118



Support Pole Cap
247

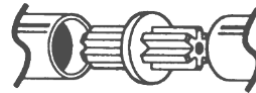
FOR SUPERSLIDE SYSTEM ONLY



Superslide End Bracket
980



Superslide Hanger Rod
End Caps
5638



Superslide Hanger Rod
Rod Connector
2085



Superslide Bar Support
5647



Superslide Hanger Bar
2058, 2059, 2080



Superslide Corner Bar
5649



Shoe Support
913



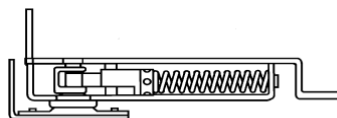
HINGES

| ITEM # | DESCRIPTION | LIGHT BRASS | BRIGHT BRASS | ANTIQUÉ BRASS | ANTIQUÉ NICKEL | SATIN NICKEL | COLONIAL BRONZE | FLAT BLACK | POLISHED CHROME | DULL CHROME |
|----------------------|--------------------------|-------------|--------------|---------------|----------------|--------------|-----------------|------------|-----------------|-------------|
| PLAIN BEARING | | | | | | | | | | |
| 35 | 3 ½"- 5/8" Radius Corner | S | S | S | S | S | S | S | S | S |
| 31 | 3 ½"- ¼" Radius Corner | S | N/A | N/S | S | S | S | N/A | N/S | N/S |
| 3S | 3 ½"- Square Corner | N/A | S | N/S | N/A | N/S | N/A | N/A | N/A | N/S |
| 405 | 4"- 5/8" Radius Corner | N/A | N/S | N/S | N/S | S | N/A | N/A | N/A | N/S |
| 40S | 4"- Square Corner | N/A | N/S | N/A | N/A | N/A | N/A | N/A | N/A | N/S |
| 45S | 4 ½"- Square Corner | N/A | N/S | N/A | N/A | N/A | N/A | N/A | N/A | N/S |
| BALL BEARING | | | | | | | | | | |
| 35BB | 3 ½"- 5/8" Radius Corner | N/A | S | S | S | S | S | N/S | S | N/S |
| 3SBB | 3 ½"- Square Corner | N/A | N/S | N/A | N/A | N/A | N/A | N/A | N/A | N/S |
| 405BB | 4"- 5/8" Radius Corner | N/A | S | N/S | N/S | N/S | S | N/A | N/A | N/S |
| 40SBB | 4"- Square Corner | N/A | N/S | N/A | N/A | N/A | N/A | N/A | N/A | N/S |
| 45SBB | 4 ½"- Square Corner | N/A | S | N/S | N/S | N/A | N/A | N/A | N/A | S |

BOMMER HINGES

| ITEM # | DESCRIPTION | BRIGHT BRASS | ANTIQUÉ BRASS | COLONIAL BRONZE | DULL CHROME |
|--------|---|--------------|---------------|-----------------|-------------|
| 7811 | Spring Pivot Hinges, MAX DOOR WEIGHT 120 LBS. | N/S | N/S | N/S | N/S |
| ITEM # | DESCRIPTION | DULL BRASS | | | |
| 4DASDB | 4" Double Acting Spring Hinge | N/S | | | |
| 5DASDB | 5" Double Acting Spring Hinge | N/S | | | |
| 6DASDB | 6" Double Acting Spring Hinge | N/S | | | |

The shaded cell indicates the item is non-stock. Please allow minimum 3-4 weeks lead time.



7811



MISCELLANEOUS ITEMS

| ITEM # | DESCRIPTION | SIZE | PRICE |
|--------|--|-----------|-------|
| 2400 | Instant Adhesive & Accelerator Epoxy, Two Part | 2 ounces | S |
| 2400AC | Instant Adhesive- Activator | 2 ounces | S |
| 2400AD | Instant Adhesive- Adhesive | 2 ounces | S |
| 2408AC | Instant Adhesive- Adhesive | 8 ounces | N/S |
| CA | Construction Adhesive | 32 ounces | S |
| MICAP | Polyurethane Construction Adhesive | 29 ounces | S |

SCREWS

| ITEM # | DESCRIPTION | SIZE | PRICE |
|--------|--------------------------|-------------|-------|
| 9234BB | Bright Brass, 100/Box | #9 X 2 3/4" | S |
| 9234AB | Antique Brass, 100/Box | #9 X 2 3/4" | S |
| 9234AN | Antique Nickel, 100/Box | #9 X 2 3/4" | S |
| 9234SN | Satin Nickel, 100/Box | #9 X 2 3/4" | S |
| 9234CB | Colonial Bronze, 100/Box | #9 X 2 3/4" | S |
| 9234BC | Bright Chrome, 100/Box | #9 X 2 3/4" | N/S |
| 9234DC | Dull Chrome, 100/Box | #9 X 2 3/4" | N/S |
| 217 | Self-Tapping, Each | 1/2" | S |
| 228S | Pan Head, Each | #8 X 1 1/4" | S |
| 250 | Grey Wall Anchor, Each | 1/4" | S |

The shaded cell indicates the item is non-stock. Please allow 3-4 weeks lead time.



1/2" Self-tapping Screw
217



#8 X 1 1/4" Pan Head Screw
228S



Grey Wall Anchor
250