



*"A Fine Tradition In Wood"*

*hhmillworks.com*

1937 Troup Valley Road

Mt. Pleasant Mills, PA 17853

570-539-2611 ∴ 800-326-9873

Fax 570-539-2379 ∴ 800-718-4463

# MOULDING

## SECTION 1

### INDEX

<b><u>Product</u></b>	<b><u>Page</u></b>	<b><u>Effective Date</u></b>	<b><u>Revised Date</u></b>
Special Specie/Custom Profile Pricing.....	2	Feb. 6, 2017	Dec. 22, 2016
Pre-finished Moulding Price Calculation.....	3	Jan. 8, 2018	Nov. 29, 2017
Casing.....	4	Jan. 8, 2018	Nov. 29, 2017
Base Moulding.....	5	Jan. 8, 2018	Nov. 29, 2017
Window Stock.....	6	Jan. 8, 2018	Nov. 29, 2017
Split Jambs .....	6	Jan. 8, 2018	Nov. 29, 2017
Door Stock.....	7	Jan. 8, 2018	Nov. 29, 2017
Surface 4 Side Lumber.....	8	Jan. 8, 2018	Nov. 29, 2017
Wainscoting/Paneling.....	9	Jan. 8, 2018	Nov. 29, 2017
Chair Rail.....	9	Jan. 8, 2018	Nov. 29, 2017
Crown.....	10	Jan. 8, 2018	Nov. 29, 2017
Miscellaneous Moulding.....	10	Jan. 8, 2018	Nov. 29, 2017
Finger Joint Moulding.....	11	Jan. 8, 2018	Nov. 29, 2017
MDF Moulding.....	11	Jan. 8, 2018	Nov. 29, 2017
Plywood.....	11	Jan. 8, 2018	Nov. 29, 2017
Pre-finished HH White Moulding.....	12, 13	Jan. 8, 2018	Nov. 29, 2017
Wall Caps.....	14, 15	Jan. 8, 2018	Nov. 29, 2017
Radius Moulding - Ordering Information.....	16, 17	Oct. 12, 2015	Oct. 12, 2015
Radius Moulding - Half Round.....	18	Jan. 8, 2018	Nov. 29, 2017
Radius Moulding - Arch, Eyebrow, Chord.....	19	Jan. 8, 2018	Nov. 29, 2017
Radius Moulding - Elliptical.....	20	Jan. 8, 2018	Nov. 29, 2017
Radius Moulding - Quarter Round Circle.....	21	Jan. 8, 2018	Nov. 29, 2017
Radius Moulding - Full Round Circle.....	22	Jan. 8, 2018	Nov. 29, 2017
Radius Moulding - Oval.....	23	Jan. 8, 2018	Nov. 29, 2017
Flex Trim.....	24	Jan. 8, 2018	Nov. 29, 2017

**Manufacturers we can supply:**

**White River Moulding – [www.whiteriver.com](http://www.whiteriver.com)**

**Trimroc – [www.canamould.com](http://www.canamould.com)**

**Bendix Architectural Products – [www.bendixarchitectural.com](http://www.bendixarchitectural.com)**

**Carter Millworks – [www.carterflex.com](http://www.carterflex.com)**

**Klise – [www.klisemfg.com](http://www.klisemfg.com)**

Items that are on the above listed websites, but not on our price list, can be special ordered from the manufacturer. Please contact your Heister House sales representative for pricing and to place your order.

*All prices subject to change without notice.*



## Special Species

Heister House has access to and distributes a wide variety of both foreign and domestic wood species. Some of the more popular selections we have available are noted below. Please contact your sales representative for current pricing, as many species have frequent changes in prices and availability. Please note that pricing is based not only on availability or current market value but also on the quantities you are requesting.

Some other things to remember when ordering the specialty specie of wood required for your project are noted below.

- 1) When ordering special species in specific lengths, some species are not available in lengths greater than 12/0. In such circumstances, we will do our best to accommodate the specified sizes, but Heister House Millworks, Inc. makes no guarantee to that effect.
- 2) All special order products require a minimum lead time of two weeks.

Some of our special species available:

SPECIES	ABBREVIATION	SPECIES	ABBREVIATION
African Mahogany	AMA	Hard Maple	HM
American Cherry	C	Soft Maple	SM
Ash	A	Knotty (Eastern White) Pine	KP
Australian Cypress	AC	Knotty Plantation Pine	KPP
Beech	B	*Sapele Mahogany	SMA
Natural Birch	NB	*Spanish Red Cedar	55
Red Birch	RB	*Thermo Treated Poplar	TP
Brazilian Cherry	BC	Walnut	W
Hickory	H	White Oak	WO

\*These are used as exterior wood products and are listed in Section 5, Exterior Products of our catalog.

## About Heister House produced wood products:

When ordering Heister House produced moulding and other millwork be aware of the following:

- Some profiles, as noted, are similar to, but not identical to, “WM” profiles.
- All moulding is sold per lineal foot unless otherwise indicated.
- Pine may be shipped in place of poplar for paint grade.
- The following are standard stock species: Plantation Pine (66), Poplar (77), and Red Oak (99). The numbers 66, 77 or 99 following the item number indicates the species of the item.
- All prices are subject to change without notice.

## Architectural/Custom Profiles

Heister House has hundreds of Architectural Profiles available to help distinguish your project. We also have the ability to design and mill nearly any profile your customer desires. Talk to your sales representative about our custom capabilities. Keep the following information in mind about custom or Architectural Profiles.

- 1) You will find most of our current Architectural Profiles are shown in our Architectural CAD Catalog. These are profiles we have produced in the past and which you may find helpful for your custom projects.
- 2) Also, when ordering a newly designed architectural profile, a fee will be charged for any new knife design and production (quoted per profile).
- 3) Architectural profiles are ‘special order’ and once approved for production are not returnable.
- 4) Architectural profiles require at least a two week lead time for design (when required), set-up, and production.



## Pre-finished Moulding Price Calculation

MOULDING							
		Extra White	Antique White	Dover White	Primed 4 Sides	Clear	Single Prime
PF( )2	Up to 2" wide	N/S	N/S	N/S	N/S	N/S	N/S
PF( )4	Up to 4" wide	N/S	N/S	N/S	N/S	N/S	N/S
PF( )6	Up to 6" wide	N/S	N/S	N/S	N/S	N/S	N/S
PF( )12	Up to 12" wide	N/S	N/S	N/S	N/S	N/S	N/S
PF( )DENT	Dentil	N/S	N/S	N/S	N/S	N/S	N/S
PF( )ROS	Rosette	N/S	N/S	N/S	N/S	N/S	N/S

LOCKMITERED BEAMS							
Item #	Description	Extra White	Antique White	Dover White	Primed 4 Sides	Clear	Single Prime
PF( )LM1	1-2 sided, up to 16 SF	N/S	N/S	N/S	N/S	N/S	N/S
PF( )LM2	1-2 sided, over 16 SF	N/S	N/S	N/S	N/S	N/S	N/S
PF( )LM3	3-4 sided, up to 16 SF	N/S	N/S	N/S	N/S	N/S	N/S
PF( )LM4	3-4 sided, over 16 SF	N/S	N/S	N/S	N/S	N/S	N/S

RADIUS MOULDING							
Item #	Description	Extra White	Antique White	Dover White	Primed 4 Sides	Clear	Single Prime
PF( )RM4	Radius Moulding up to 4/0	N/S	N/S	N/S	N/S	N/S	N/S
PF( )RM8	Radius Moulding up to 8/0	N/S	N/S	N/S	N/S	N/S	N/S
PF( )RM12	Radius Moulding up to 12/0	N/S	N/S	N/S	N/S	N/S	N/S
PF( )RM16	Radius Moulding up to 16/0	N/S	N/S	N/S	N/S	N/S	N/S

Moulding prices reflect face side and edge finishing only.

Primer is white, not tinted.

For a list of our stock pre-finished white moulding see pages 12 and 13 of this section.

PREFINISHED SLAB ADDERS							
Item #	Slab to be prefinished	Extra White	Antique White	Dover White	Primed 4 Sides	Clear	Single Prime
PF( )D1	Moulded Door Slabs & Bifolds up to 3/0	N/S	N/S	N/S	N/S	N/S	N/S
PF( )D2	Moulded Bifolds 4/0 – 6/0	N/S	N/S	N/S	N/S	N/S	N/S
PF( )D4	All wood slabs and bifolds (Paneled, Flush, Louver, French)	N/S	N/S	N/S	N/S	N/S	N/S



## CASING

ITEM #	DESCRIPTION	SIZE	PINE (66)	POPLAR (77)	OAK (99)
HH366	Colonial Feather Edge	21/32" x 2 1/4"	S	S	S
HH376*	Colonial Bead	3/4" x 2 1/4"	S	S	S
HH327*	Ranch	3/4" x 2 1/4"	S	S	S
HH361*	Colonial Feather Edge	3/4" x 2 1/2"	S	S	S
HH445*	Colonial Bead	3/4" x 3 1/4"	S	S	S
HH446*	Colonial Feather Edge	3/4" x 3 1/4"	S	S	S
HH448	Mt. Vernon	3/4" x 3 1/4"	N/S	S	S
HH220	Monticello	3/4" x 3 3/4"	S	S	N/S
HH217	Early American	1 1/16" x 3 9/16"	N/S	S	N/S
HH219	Victorian	3/4" x 4"	N/S	N/S	N/S
HH224	Williamsburg	3/4" x 3 1/2"	N/S	N/S	N/S
HH221	Fluted	3/4" x 4 1/2"	N/S	N/S	N/S
HH222	Fluted	3/4" x 2 1/4"	N/S	N/S	N/S
HH907	Single Bead	3/4" x 2 1/4"	N/S	S	N/S
HH908	Single Bead	3/4" x 3 1/4"	N/S	S	N/S
HH453	Eased 2 Edges	3/4" x 2 1/4"	S	S	N/S
HH452	Eased 2 Edges	3/4" x 2 1/2"	S	S	N/S
HH413	Eased 2 Edges	3/4" x 3 1/4"	S	S	N/S
HH523*	Smith	1" x 3 1/2"	N/S	S	N/S
HH520*	Adams	1" x 3 1/2"	N/S	S	N/S
HH240	Polk	1 1/4" x 4 1/2"	N/S	N/S	N/S
HH258	Coldren	1" x 4 1/2"	N/S	N/S	N/S
HH282	Water Table	1 3/16" x 2 1/4"	S	S	N/S
HH519	Sash Bead	1/2" x 1 3/8"	S	S	N/S
HH283	Back Band	1" x 1 1/4"	N/S	N/S	N/S
HHCA223	McClain Back Band	1 1/16" x 1 5/16"	N/S	N/S	N/S
HH201	Rosette	7/8" x 2 3/4" EACH	S	N/S	S
HH202	Rosette	1" x 4" EACH	S	S	S
HH203	Rosette	1" x 4 3/4" EACH	S	N/S	N/S
HH201E	Elongated Rosette	7/8" x 2 3/4" x 4 3/4" EACH	N/S	N/S	N/S
HH202E	Elongated Rosette	1" x 4" x 6" EACH	S	N/S	N/S
HH203E	Elongated Rosette	1" x 4 3/4" x 6 3/4" EACH	N/S	N/S	N/S

\* = WM profile

The shaded cells indicate that the item is a non-stock item. Allow two weeks for these items.



## BASE MOULDING

ITEM #	DESCRIPTION	SIZE	PINE (66)	POPLAR (77)	OAK (99)
HH623*	Colonial	17/32" x 3 1/4"	S	S	S
HH620*	Colonial	9/16" x 4 1/4"	S	S	S
HH618*	Colonial	5/8" x 5 1/4"	S	S	N/S
HH713*	Ranch	11/16" x 3 1/4"	S	S	S
HH164	Lambs Tongue	11/16" x 4 1/2"	S	S	N/S
HH163E	Lambs Tongue	5/8" x 5 1/4"	S	S	S
HH610E	Polk Extended	3/4" x 7 1/4"	N/S	S	N/S
HH162	Mt. Vernon	11/16" x 5 1/4"	N/S	S	N/S
HHBA663	Base	9/16" x 3 1/4"	S	S	N/S
HH753	Single Bead	5/8" x 3 1/4"	N/S	S	N/S
HH907E	Single Bead	3/4" x 5 1/4"	N/S	S	N/S
HH907EE	Single Bead	5/8" x 5 1/4"	N/S	S	N/S
HH449	Eased 1 Edge	5/8" x 3 1/4"	S	S	N/S
HH450	Eased 1 Edge	5/8" x 5 1/4"	S	S	N/S
HH611	Coldren	3/4" x 5 1/4"	N/S	S	N/S
HH611E	Coldren Extended	3/4" x 7 1/4"	N/S	S	N/S
HH612	Coldren Extended	1" x 7 1/4"	N/S	N/S	N/S
HH622	Base Cap	7/16" x 5/8"	N/S	S	S
HH163	Base Cap	3/4" x 1 3/8"	S	S	S
HH165	Base Cap	5/8" x 1 1/2"	S	S	S
HH166	Base Cap	3/4" x 1 3/8"	N/S	N/S	N/S
HH270	Base Cap	1/2" x 3/4"	S	S	N/S
HH168	Mt. Vernon Base Cap	21/32" x 1 1/2"	N/S	S	S
HH610	Polk Base Cap	3/4" x 1 1/2"	N/S	S	N/S
HH174	Coldren Base Cap	11/16" x 1 3/4"	N/S	S	N/S
HH174E	Coldren Base Cap	15/16" x 1 3/4"	N/S	N/S	N/S
HHBA304	Artistech Base Cap	5/8" x 1 5/8"	N/S	N/S	N/S
HHBA355	Cove & Bead Base Cap	9/16" x 1"	N/S	N/S	N/S
HH226	Block w/o Rosette	1" x 2 7/8" x 8 5/8" EACH	N/S	N/S	N/S
HH229	Block w/Rosette	1" x 2 7/8" x 8 5/8" EACH	N/S	N/S	N/S
HH228	Block w/o Rosette	1" x 4" x 8 5/8" EACH	S	N/S	S
HH225	Block w/Rosette	1" x 4" x 8 5/8" EACH	N/S	N/S	N/S

\*WM profile

The shaded cells indicate that the item is a non-stock item. Allow two weeks for these items.



## WINDOW STOCK

ITEM #	DESCRIPTION	SIZE	PINE (66)	POPLAR (77)	OAK (99)
HH269	Mullion – S4S	1/4" x 4 3/4"	S	S	N/S
HH268	Mullion – S4S	1/4" x 6 1/4"	S	S	N/S
HH988	Mullion – S4S Eased 2 Edges	1/4" x 1 1/4"	N/S	S	N/S
HH984*	Mullion – Feather Edge	5/16" x 1 1/2"	N/S	S	S
HH985*	Mullion – Feather Edge	5/16" x 2 1/4"	S	N/S	N/S
HH255	Parting Bead – S4S	1/2" x 1/2"	N/S	N/S	N/S
HH254*	Parting Bead – S4S	1/2" x 3/4"	S	S	S
HH239*	Parting Bead – S4S	3/4" x 3/4"	S	S	N/S
HH732	Extension Jamb	3/4" x 2 1/8"	S	S	S
HH725	Extension Jamb	3/4" x 2 29/32"	N/S	N/S	N/S
HH733	Extension Jamb	3/4" x 3"	S	S	N/S
HH734	Extension Jamb	3/4" x 4 3/4"	S	S	N/S
HH726	Extension Jamb	3/4" x 4 29/32"	N/S	N/S	N/S
HH731	Extension Jamb – Tilt Wash	11/16" x 2 1/8"	S	S	N/S
HH737	Extension Jamb- Profile 1 Edge	3/4" x 3 11/16"	S	S	N/S
HH736	Extension Jamb – Casement	For 4 9/16" Wall	N/S	N/S	N/S
HH735	Extension Jamb – Casement	For 6 9/16" Wall	S	S	N/S
HH756	Window Sill	3/4" x 2 1/2"	N/S	S	N/S
HH782	Window Sill	3/4" x 4"	N/S	S	N/S
HH798	Window Sill	3/4" x 6 1/2"	S	S	S
HH781	Window Sill	1" x 2 3/8"	N/S	S	N/S
HH785	Window Sill	1" x 3 1/2"	N/S	S	N/S
HH783	Window Sill	1" x 4 1/2"	S	S	S
HH784	Window Sill	1" x 5 1/4"	S	S	S
HH786	Window Sill	1" x 6 5/8"	S	S	S

\*WM profile

Additional charges to precut and return sills are per sill. Indicate net size.

Additional charges to dado for tilt wash. Allow two weeks lead time for prep of sill.

## SPLIT JAMB PARTS

ITEM #	DESCRIPTION	SIZE	PINE (66)	POPLAR (77)	OAK (99)
HH822	Split Male Jamb Leg	3/4" x 2 1/4" x 81" EACH	N/S	S	N/S
HH822H	Split Male Header Material	3/4" x 2 1/4"	N/S	N/S	N/S
HH842	Split Male Jamb Leg	3/4" x 4 1/4" x 81" EACH	N/S	N/S	N/S
HH842H	Split Male Header Material	3/4" x 4 1/4"	N/S	N/S	N/S
HH827	Split Female Jamb Leg	1" x 2 3/4" x 81" EACH	N/S	S	N/S
HH827H	Split Female Header Material	1" x 2 3/4"	N/S	N/S	N/S

The shaded cells indicate that the item is a non-stock item. Allow two weeks for these items.





## DOOR STOCK

ITEM #	DESCRIPTION	SIZE	PINE (66)	POPLAR (77)	OAK (99)
HH936*	Door Stop – Colonial	7/16" x 1 3/8"	S	S	S
HH876*	Door Stop – Sanitary	7/16" x 1 3/8"	S	S	S
HH945	Door Stop – Colonial	5/16" x 1 1/2"	S	S	S
HH870	Transition Sill	3/4" x 2" Bevel 1 Side	N/S	N/S	S
HH871	Threshold	3/4" x 4 9/16" Bevel 2 Side	N/S	N/S	S
HH1305	Interior T-Astragal	1 1/2" x 2 1/8" x 6/8 EACH	S	N/S	N/S
HH13057	Interior T-Astragal	1 1/2" x 2 1/8" x 7/0 EACH	S	N/S	N/S
HH13058	Interior T-Astragal	1 1/2" x 2 1/8" x 8/0 EACH	S	N/S	N/S
HH1305E	Interior T-Astragal	1 1/2" x 2 1/2" x 6/8 EACH	N/S	N/S	N/S
HH835	Interior Jamb Leg	3/4" x 2" x 82" EACH	N/S	N/S	N/S
HH835H	Interior Header Material	3/4" x 2"	N/S	N/S	N/S
HH836	Interior Jamb Leg	3/4" x 4 5/8" x 82" EACH	S	S	S
HH836H	Interior Header Material	3/4" x 4 5/8"	S	S	S
HH8367	Interior Header Material	3/4" x 4 5/8" x 86" EACH	N/S	S	N/S
HH8368	Interior Jamb Leg	3/4" x 4 5/8" x 98" EACH	N/S	S	N/S
HH878	Interior Jamb Leg	3/4" x 4 7/8" x 82" EACH	S	S	N/S
HH878H	Interior Header Material	3/4" x 4 7/8"	S	S	N/S
HH840	Interior Jamb Leg	3/4" x 5 1/4" x 82" EACH	N/S	S	N/S
HH840H	Interior Header Material	3/4" x 5 1/4"	N/S	S	N/S
HH8408	Interior Jamb Leg	3/4" x 5 1/4" x 98" EACH	N/S	N/S	N/S
HH846	Interior Jamb Leg	3/4" x 6 5/8" x 82" EACH	S	S	S
HH846H	Interior Header Material	3/4" x 6 5/8"	S	S	S
HH8467	Interior Jamb Leg	3/4" x 6 5/8" x 86" EACH	N/S	S	N/S
HH8468	Interior Jamb Leg	3/4" x 6 5/8" x 98" EACH	N/S	S	N/S
HH838	Interior Jamb Leg	3/4" x 6 7/8" x 82" EACH	N/S	N/S	N/S
HH838H	Interior Header Material	3/4" x 6 7/8"	N/S	N/S	N/S
HH851	Interior Jamb Leg	3/4" x 8 1/4" x 82" EACH	N/S	N/S	N/S
HH851H	Interior Header Material	3/4" x 8 1/4"	N/S	N/S	N/S
HH848	Interior Jamb Leg	3/4" x 8 5/8" x 82" EACH	S	S	N/S
HH848H	Interior Header Material	3/4" x 8 5/8"	S	S	N/S
HH8488	Interior Jamb Leg	3/4" x 8 5/8" x 98" EACH	N/S	N/S	N/S
HH849	Interior Jamb Leg	3/4" x 9 1/4" x 82" EACH	N/S	N/S	N/S
HH849H	Interior Header Material	3/4" x 9 1/4"	S	N/S	N/S
HH8498	Interior Jamb Leg	3/4" x 9 1/4" x 98" EACH	N/S	N/S	N/S
HH180	Exterior Brick Mould	1 1/4" x 2"	N/S	N/S	N/S

\*WM profile

The shaded cells indicate that the item is a non-stock item. Allow two weeks for these items.



## SURFACE 4 SIDE LUMBER

ITEM #	DESCRIPTION	SIZE	KNOTTY PINE (KP)	PINE (66)	POPLAR (77)	OAK (99)	
HH38x7	S4S Lumber	3/8" x 7 1/4"	N/A	N/S	S	N/S	
HH1x3	S4S Lumber	3/4" x 2 3/4"	N/S	N/S	S	S	
HH1x4	S4S Lumber	3/4" x 3 1/2"	S	S	S	S	
HH1X425	S4S Lumber	3/4" x 4 1/4"	N/A	S	N/S	N/A	
HH1X475	S4S Lumber	3/4" X 4 3/4"	N/A	N/S	N/S	N/A	
HH1x6	S4S Lumber	3/4" x 5 1/4"	S	S	S	S	
HH1x8	S4S Lumber	3/4" x 7 1/4"	S	S	S	S	
HH1x10	S4S Lumber	3/4" x 9 1/4"	S	See Below	S	S*	
HH1x12	S4S Lumber	3/4" x 11 1/4"	S	See Below	S	S*	
HH5/4x4	S4S Lumber	1" x 3 1/2"	N/A	N/S	N/S	N/S	
HH5/4x6	S4S Lumber	1" x 5 1/4"	N/A	N/S	N/S	N/S	
HH5/4x8	S4S Lumber	1" x 7 1/4"	N/A	N/S	N/S	N/S	
HH5/4x10	S4S Lumber	1" x 9 1/4"	N/A	N/S	N/S	N/S	
HH5/4x10L	S4S Lumber	1" x 9 1/4" x 14' or longer					N/S
HH5/4x12	S4S Lumber	1" x 11 1/4"	N/S	N/S	N/S	N/S	
HH5/4x12L	S4S Lumber	1" x 11 1/4" x 14' or longer					N/S
HH237	S4S Lumber	1 1/4" x 1 1/4"	N/A	N/S	S	N/S	
HH236	S4S Lumber	1 1/2" x 1 1/2"	N/A	N/S	N/S	N/S	
HH235	S4S Lumber	1 3/4" x 1 3/4"	N/A	N/S	N/S	N/S	

## LONG & SET LENGTH SURFACE 4 SIDE LUMBER

ITEM #	DESCRIPTION	SIZE	PINE (66)	OAK (99)
HH1x1010	S4S Lumber, per piece	3/4" x 9 1/4" x 10/0	S	N/A
HH1x1014	S4S Lumber, per piece	3/4" x 9 1/4" x 14/0	S	S
HH1x1016	S4S Lumber, per piece	3/4" x 9 1/4" x 16/0	S	S
HH1x1210	S4S Lumber, per piece	3/4" x 11 1/4" x 10/0	S	N/A
HH1x1214	S4S Lumber, per piece	3/4" x 11 1/4" x 14/0	S	S
HH1x1216	S4S Lumber, per piece	3/4" x 11 1/4" x 16/0	S	S

\*For lengths under 14/0 only.

\*\*May have small knots and may be edge glued.

The shaded cells indicate that the item is a non-stock item. Allow two weeks for these items





## WAINSCOTING & PANELING

ITEM #	DESCRIPTION	FACE SIZE	*SF→ LF	KNOTTY PINE (KP)	PINE (66)	POPLAR (77)	OAK (99)
HH412	Wainscot	3/8" x 3 1/4"	1 SF = 3.69 LF	N/A	S	S	S
HH635	Reversible (V-groove/edge & center bead)	3/4" x 5"	1 SF = 2.40 LF	N/S	N/S	N/S	N/S
HH6357	Reversible (V-groove/edge & center bead)	23/32" x 6 7/8"		N/A	N/A	N/A	N/A
HH638-4	V-Joint T&G	3/4" x 4 1/4"	1 SF = 2.82 LF	N/S	N/S	N/S	N/S
HH638-5	V-Joint T&G	3/4" x 5"	1 SF = 2.40 LF	S	N/S	N/S	N/S
HH638-7	V-Joint T&G	3/4" x 7"	1 SF = 1.71 LF	S	N/S	N/A	N/S
HH636-3	Single Bead w/V-Joint T&G	3/4" x 3 1/4"	1 SF = 3.69 LF	N/S	N/S	N/S	N/S
HH636-4	Single Bead w/V-Joint T&G	3/4" x 4 1/4"	1 SF = 2.82 LF	N/S	N/S	N/S	N/S
HH636-5	Single Bead w/V-Joint T&G	3/4" x 5"	1 SF = 2.40 LF	N/S	N/S	N/S	N/S
HH637-5	Goodling	3/4" x 5"	1 SF = 2.40 LF	N/S	N/S	N/S	N/S
HH639-5	Log Siding	3/4" x 5 1/4"	1 SF = 2.40 LF	N/S	N/S	N/A	N/A
CEDAR1560	Cedaroma T&G Paneling	1/4" x 3 3/4"	1 SF = 3.20 LF	Per Box	(15 SF/Box)		

\*LF is the NET lineal feet.

When ordering, indicate quantities in *Lineal Feet*, specify the length of pieces you need, and allow for waste. Call for pricing and availability of paneling in widths and species other than specified above.

## CHAIR RAIL

ITEM #	DESCRIPTION	SIZE	PINE (66)	POPLAR (77)	OAK (99)
HH211	Chair Rail	13/16" x 2 1/4"	S	N/S	N/S
HH211R	Wainscoting Cap w/3/8" Rabbet	13/16" x 2 1/4"	N/S	S	N/S
HH213	Chair Rail	15/16" x 2 3/8"	N/S	N/S	N/S
HH213R	Wainscoting Cap w/3/8" Rabbet	15/16" x 2 3/8"	N/S	S	N/S
HH321	Chair Rail	3/4" x 1 15/16"	N/S	N/S	S
HH297*	Chair Rail	3/4" x 3"	S	S	S
HH323	Chair Rail	3/4" x 2"	N/S	S	N/S
HH133E	Chair Rail Cap	3/4" x 2"	N/S	S	N/S
HH399	Chair Rail Double Bead	3/4" x 5"	N/S	S	N/S
HH398	Chair Rail Cap	3/4" x 1 1/2"	S	S	N/S
HH398E	Chair Rail Cap	3/4" x 2 1/2"	N/S	S	N/S
HH300*	Chair Rail	1" x 3"	N/S	S	N/S
HH956*	Chair Rail Double Bead	3/8" x 4 1/4"	N/S	S	N/S
HH182	Panel Moulding	11/16" x 1 5/8"	N/S	S	N/S
HH183	Panel Moulding	9/16" x 1 1/8"	N/S	N/S	N/S
HH533	Panel Moulding	13/16" x 2"	N/S	S	N/S

\*WM profile

The shaded cells indicate that the item is a non-stock item. Allow two weeks for these items.



## CROWN

ITEM #	DESCRIPTION	SIZE	WALL COVER	CEILING COVER	PINE (66)	POPLAR (77)	OAK (99)
HH303	Dentil	¾" x ¾"			S	S	S
HH555	Crown	¾" x 1"			N/S	S	S
HH101*	Cove, Inside Corner	½" x ½"			S	S	S
HH93*	Cove, Inside Corner	¾" x ¾"			S	S	S
HH86	Cove	7/16" x 1 ½"	1 ⅛"	1 ⅛"	S	S	S
HH75	Bed	7/16" x 1 ½"	1 ¼"	7/8"	S	S	S
HH53*	Crown	11/16" x 2 ⅝"	2 ⅛"	1 ⅝"	S	S	S
HH49*	Crown	11/16" x 3 ½"	2 ¾"	2 ⅛"	S	S	S
HH47*	Crown	11/16" x 4 ⅝"	3 ¾"	2 ¾"	N/S	S	S
HH45A	Crown	¾" x 5 ¼"	4 ¼"	3 ⅛"	N/S	S	N/S
HHCR102	Patton Crown	7/8" x 4 ½"	3 ¼"	3 ⅛"	N/S	S	N/S
HH281	Rake Square Back	1" x 2 ¼"			N/S	S	N/S
HH163EE	Crown Trim Piece	5/8" x 2 ¼"			N/S	S	N/S

## MISCELLANEOUS MOULDING

ITEM #	DESCRIPTION	SIZE	PINE (66)	POPLAR (77)	OAK (99)
HH142*	Shelf Edge-E2E	5/16" x ¾"	S	S	S
HH206*	Outside Corner-½" Coverage	¾" x ¾"	N/S	S	S
HH205*	Outside Corner-¾" Coverage	1 1/16" x 1 1/16"	S	S	S
HH969	Banding	¾" x 2 ¼"	N/S	N/S	N/S
HH130	Mantel Scribe	½" x 3"	S	S	S
HH108	Quarter Round	½" x ½"	S	S	S
HH105	Quarter Round	¾" x ¾"	S	S	S
HH122*	Half Round	⅜" x ¾"	N/S	N/S	N/S
HH120*	Half Round	½" x 1"	N/S	S	N/S
HH118	Half Round	¾" x 1 ½"	N/S	N/S	N/S
HH233*	Full Round	1 ¼"	N/S	N/A	N/A
			<b>Cherry (C)</b>	<b>Maple (M)</b>	
HH206E	Outside Corner	9/16" x 1 ¼" - 22 ½ °	N/S	N/S	N/S
HH808	Countertop Edge	¾" x 1 9/16"	N/S	N/S	N/S
HH808T	Countertop Edge w/T	27/32" x 1 19/32"	N/S	N/S	N/S

\*WM profile

The shaded cells indicate that the item is a non-stock item. Allow two weeks for these items.



## Moulding

Section 1 – Page 11

List Price

Effective Date 1/08/18

Revised Date 11/29/17

### FINGER-JOINT MOULDING – PRIMED

ITEM#	DESCRIPTION	SIZE	STATUS
366FJP	Colonial Feather Edge Casing	11/16" x 2 1/4"	S
376FJP	Colonial Bead Casing	11/16" x 2 1/4"	S
445FJP	Colonial Bead Casing	11/16" x 3 1/4"	S
623FJP	Colonial Base	9/16" x 3 1/4"	S
163EFJP	Lambs Tongue Base	9/16" x 5 1/4"	S
936FJP*	Colonial Door Stop	7/16" x 1 3/8" x 7/0 EACH	S
836FJP*	Interior Jamb Leg	11/16" x 4 5/8" x 81 1/2" Below Dado EACH	S
846FJP*	Interior Jamb Leg	11/16" x 6 9/16" x 81 1/2" Below Dado EACH	S
4FJPS	Split Interior Jamb Leg	11/16" x 4 5/8" x 80 5/8" Below Dado EACH	S
1X4FJP*	S4S Finger Joint Lumber	3/4" x 3 1/2" x 16/0 EACH	S
1X6FJP*	S4S Finger Joint Lumber	3/4" x 5 1/2" x 16/0 EACH	S
1X8FJP*	S4S Finger Joint Lumber	3/4" x 7 1/4" x 16/0 EACH	N/S
1X10FJP*	S4S Finger Joint Lumber	3/4" x 9 1/4" x 16/0 EACH	S
1X12FJP*	S4S Finger Joint Lumber	3/4" x 11 1/4" x 16/0 EACH	S
725G	Extension Jamb-S4S, w/Gesso Coat	5/8" x 2 29/32"	N/A
726G	Extension Jamb-S4S, w/Gesso Coat	5/8" x 4 29/32"	N/A

### MDF MOULDING

ITEM#	DESCRIPTION	SIZE	STATUS
366MDF	Colonial Feather Edge Casing	15 mm x 2 1/4"	S
376MDF	Colonial Bead Casing	11/16" x 2 1/4"	S
445MDF	Colonial Bead Casing	15mm x 3 1/4"	S
623MDF	Colonial Base	12 mm x 3 1/4"	S
163EMDF	Lamb's Tongue Base	15mm x 5 1/4"	S
49MDF	Crown	14 mm x 3 5/8"	S
47MDF	Crown	14 mm x 4 5/8"	S
45MDF	Crown	11/16" x 5 1/4"	S

\*Sold in full pieces.

### HARDWOOD PLYWOOD

ITEM #	DESCRIPTION	SIZE	BIRCH	PINE	RED OAK	CHERRY
MIP1	Veneer Core	1/4" x 4/0 x 8/0	N/S	N/A	N/S	N/S
MIP12	Veneer Core	1/2" x 4/0 x 8/0	N/S	N/A	N/S	N/S
MIP3	Veneer Core	3/4" x 4/0 x 8/0	S	N/A	S	N/S
MIP3410	Veneer Core	3/4" x 4/0 x 10/0	N/A	N/A	N/S	N/A
MDO34	Good One Side, MDO Exterior	23/32" x 4/0 x 8/0	N/S			
MDO342	Good Two Sides, MDO Exterior	23/32" x 4/0 x 8/0	N/A			
MDF34	MDF Barro Board	3/4" x 4/0 x 8/0	N/S			



## PRE-FINISHED HH WHITE STOCK MOULDING

ITEM#	DESCRIPTION	SIZE	STATUS
<b>CASING</b>			
3661	Colonial Feather Edge	11/16" x 2 1/4"	S
366FJP1	Colonial Feather Edge- Finger Joint	11/16" x 2 1/4"	S
366MDF1	Colonial Feather Edge – MDF	15 mm x 2 1/4"	S
3761	Colonial Bead	3/4" x 2 1/4"	S
376FJP1	Colonial Bead Casing	11/16" x 2 1/4"	S
4451	Colonial Bead	3/4" x 3 1/4"	S
4461	Colonial Feather Edge	3/4" x 3 1/4"	S
445FJP1	Colonial Bead	11/16" x 3 1/4"	S
<b>BASE</b>			
6231	Colonial	17/32" x 3 1/4"	S
623FJP1	Colonial	9/16" x 3 1/4"	S
623MDF1	Colonial	12 mm x 3 1/4"	S
6181	Colonial	5/8" x 5 1/4"	S
163E1	Lambs Tongue	5/8" x 5 1/4"	S
163EFJP1	Lambs Tongue	9/16" x 5 1/4"	S
163EMDF1	Lambs Tongue	15mm x 5 1/4"	S
1631	Base Cap	3/4" x 1 3/8"	S
<b>DOOR STOCK</b>			
9361	Colonial Door Stop	7/16" x 1 3/8"	S
936FJP1*	Colonial Door Stop – Finger Joint	7/16" x 1 3/8" x 7/0 EACH	S
9451	Colonial Door Stop	5/16" x 1 1/2"	S
8361	Interior Jamb Leg	3/4" x 4 5/8" x 82" EACH	S
836H1	Interior Header Material	3/4" x 4 5/8"	S
836FJP1*	Interior Header Material – Finger Joint	11/16" x 4 5/8" x 82"	S
8461	Interior Jamb Leg	3/4" x 6 5/8" x 82" EACH	S
846H1	Interior Header Material	3/4" x 6 5/8"	S
846FJP1*	Interior Jamb Leg	9/16" x 6 9/16" x 81 1/2" EACH	S
8481	Interior Jamb Leg	3/4" x 8 5/8" x 82" EACH	S
848H1	Interior Header Material	3/4" x 8 5/8"	S
8491	Interior Jamb Leg	3/4" x 9 1/4" x 82" EACH	S
849H1	Interior Header Material	3/4" x 9 1/4"	S

\*Finger-joint door stop is sold in full pieces only.

We can pre-finish any profile in Heister House white for an additional charge. Refer to the table on page two of this section.



## PRE-FINISHED HH WHITE STOCK MOULDING

ITEM#	DESCRIPTION	SIZE	STATUS
<b>CROWN</b>			
931	Cove, Inside Corner	3/4" x 3/4"	S
531	Crown	11/16" x 2 5/8"	S
471	Crown	11/16" x 4 5/8"	S
47MDF1	Crown	14mm x 4 5/8"	S
491	Crown	11/16" x 3 1/2"	S
49MDF1	Crown	14mm x 3 5/8"	S
45A1	Crown	3/4" x 5 1/4"	S
45MDF1	Crown	11/16" x 5 1/4"	S
<b>S4S</b>			
1X41	S4S Lumber	3/4" x 3 1/2"	S
1X4251	S4S Lumber	3/4" x 4 1/4"	S
1X4751	S4S Lumber	3/4" x 4 3/4"	S
1X61	S4S Lumber	3/4" x 5 1/4"	S
1X6FJP1*	S4S Finger Joint Lumber	3/4" x 5 1/2" x 16/0 EACH	S
1X81	S4S Lumber	3/4" x 7 1/4"	S
1X8FJP1*	S4S Finger Joint Lumber	3/4" x 7 1/4" x 16/0 EACH	N/S
1X101	S4S Lumber	3/4" x 9 1/4"	S
1X10FJP1*	S4S Finger Joint Lumber	3/4" x 9 1/4" x 16/0 EACH	S
1X121	S4S Lumber	3/4" x 11 1/4"	S
1X12FJP1*	S4S Finger Joint Lumber	3/4" x 11 1/4" x 16/0 EACH	S
<b>MISCELLANEOUS</b>			
2681	Mullion – S4S	1/4" x 6 1/4"	S
4121	Wainscot	3/8" x 3 1/4"	S
7981	Window Sill	3/4" x 6 1/2"	S
18001	Riser Material	3/4" x 8"	S
1261	Base shoe w/back bevel	1/2" X 3/4"	S

\*Finger-joint lumber is sold in full pieces only.

We can pre-finish any profile in Heister House white for an additional charge. Refer to the table on page two of this section.

## HEISTER HOUSE AVAILABLE PAINT AND STAIN

ITEM #	DESCRIPTION	SIZE	STATUS
PAINTHH1	HH White Paint	Gallon	N/S
PAINTHH	HH White Paint	Quart	S
PTHHW	HH White Paint	Pint	N/S
STAIN(shade)1	HH Natural Stain	Gallon	N/S
STAIN(shade)	HH Natural Stain	Quart	N/S
PT(shade)S	HH Natural Stain	Pint	N/S





**Moulding**

Section 1 – Page 15

List Price

Effective Date 1/5/15

Revised Date 12/1/14

**Finding your price and ordering your custom made wall cap:**

Wall cap item number = WC (width rounded up to nearest inch)(length rounded up to nearest foot)(species).

*Example: 7 1/4" x 61" red oak wall cap item number = WC8699*

Use the following item numbers to indicate the profile type and which edges to apply it to.

**SP** = Sill Profile

**14R** = 1/4" radius top edge

**14R2** = 1/4" radius on top & bottom edges

**38R** = 3/8" radius top edge

**38R2** = 3/8" radius top & bottom edges

**12R** = 1/2" radius top edge

**12R2** = 1/2" radius top & bottom edge (full radius)

**58R** = 5/8" radius top edge

**1L** = Profiled on one long edge

**2L** = Profiled on two long edges

**LTE** = Left end Profiled

**RTE** = Right end profiled

**1E** = Profile one end


**2E** = Profile two ends




**14R**




**14R2**




**38R**



**38R2**




**12R**



**12R2**



**58R**



**SP**

All wall caps are custom made to your specifications. Allow 1-2 week lead time.





**Moulding**  
Section 1 – Page 16  
List Price  
Effective Date 10/12/15  
Revised Date 10/12/15

## **RADIUS MOULDING – MADE FROM HEISTER HOUSE MILLWORKS STANDARD PROFILES**

### **When ordering a Heister House custom made radius moulding:**

All Heister House Millworks' radius mouldings are custom made to fit your specifications. You will need to provide us with the following information:

#### **Always indicate:**

1. The specie of wood
2. The profile
3. The quantity

#### **When using as casing:**

Our standard allowance for the reveal is  $\frac{1}{4}$ ". If you are allowing more than  $\frac{1}{4}$ " for your reveal, you must indicate the size of your reveal.

#### **Half round**

1. Diameter (determined by measuring from the inside of the jamb to the inside of the jamb)

#### **Chord (sometimes called and ARCH or EYEBROW)**

1. Chord Length (determined by measuring from the inside of the jamb to the inside of the jamb)
2. Spring (rise) of the arch (height at the center of the arch)
3. Or a template.

#### **Ellipse**

1. Always requires a template

#### **When using as crown or base moulding:**

1. We will need to know if the wall is concave or convex (see diagrams).
2. We will need to know the radius of the wall
3. You will need to provide a template

#### **When sending templates please include the following information on your template:**

1. Your company name and the job name
2. Profile you are requesting
3. Specie of wood for your radius moulding
4. Quantity you will need

All radius moulding is custom made to your specifications. Allow minimum two week lead time.

#### **When ordering Flex Trim Mouldings:**

Refer to the information above when ordering Flex Trim mouldings.

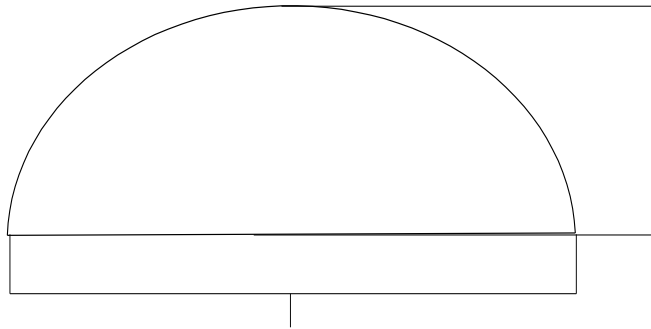
Also note we can have flex trim moulding made to match any Heister House profile. Call for pricing and availability.

Flex Trim is currently available in many sizes and profiles (see page 24).



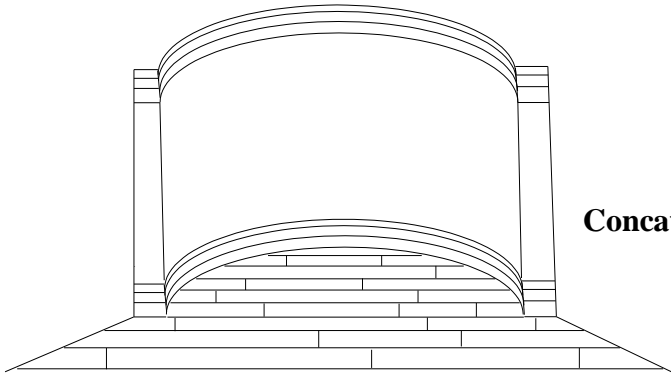
**Half Rounds** - Inside diameter: measured from inside of jamb to inside of jamb / 2 + 1/4" reveal =  
Inside radius

**CHORD (sometimes called and ARCH or EYEBROW)**

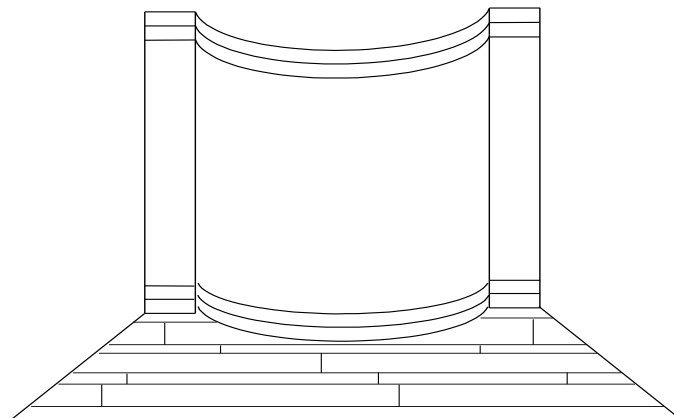


Inside Chord Length = width from jamb to jamb (HH will add a standard 1/4" reveal.)

**CROWN OR BASE RADIUS MOULDING**



**Concave = Wall radius or template required**



**Convex = Wall radius or template required**



## HALF ROUND CIRCLE

Inside of Jamb to Inside of Jamb	PLANTATION PINE		POPLAR		RED OAK	
	ITEM #	STATUS	ITEM #	STATUS	ITEM #	STATUS
	Casing $\frac{3}{4}$ " x 2 $\frac{1}{4}$ "-2 $\frac{1}{2}$ "					
20"– 35"	HR2166	N/S	HR2177	N/S	HR2199	N/S
36"– 47"	HR3166	N/S	HR3177	N/S	HR3199	N/S
48"– 59"	HR4166	N/S	HR4177	N/S	HR4199	N/S
60"– 71"	HR5166	N/S	HR5177	N/S	HR5199	N/S
72"– 83"	HR6166	N/S	HR6177	N/S	HR6199	N/S
84"– 95"	HR7166	N/S	HR7177	N/S	HR7199	N/S
96"– 107"	HR8166	N/S	HR8177	N/S	HR8199	N/S
108"– 119"	HR9166	N/S	HR9177	N/S	HR9199	N/S
120"	HR10166	N/S	HR10177	N/S	HR10199	N/S
<b>Casing <math>\frac{3}{4}</math>" x 3"-4"</b>						
20"– 35"	HR2266	N/S	HR2277	N/S	HR2299	N/S
36"– 47"	HR3266	N/S	HR3277	N/S	HR3299	N/S
48"– 59"	HR4266	N/S	HR4277	N/S	HR4299	N/S
60"– 71"	HR5266	N/S	HR5277	N/S	HR5299	N/S
72"– 83"	HR6266	N/S	HR6277	N/S	HR6299	N/S
84"– 95"	HR7266	N/S	HR7277	N/S	HR7299	N/S
96"– 107"	HR8266	N/S	HR8277	N/S	HR8299	N/S
108"– 119"	HR9266	N/S	HR9277	N/S	HR9299	N/S
120"	HR10266	N/S	HR10277	N/S	HR10299	N/S
<b>Casing 1" x 2 <math>\frac{1}{4}</math>"-4"</b>						
20"– 35"	HR2366	N/S	HR2377	N/S	HR2399	N/S
36"– 47"	HR3366	N/S	HR3377	N/S	HR3399	N/S
48"– 59"	HR4366	N/S	HR4377	N/S	HR4399	N/S
60"– 71"	HR5366	N/S	HR5377	N/S	HR5399	N/S
72"– 83"	HR6366	N/S	HR6377	N/S	HR6399	N/S
84"– 95"	HR7366	N/S	HR7377	N/S	HR7399	N/S
96"– 107"	HR8366	N/S	HR8377	N/S	HR8399	N/S
108"– 119"	HR9366	N/S	HR9377	N/S	HR9399	N/S
120"	HR10366	N/S	HR10377	N/S	HR10399	N/S
<b>Extension Jamb <math>\frac{3}{4}</math>" x 2 <math>\frac{1}{4}</math>"-5"</b>						
20"– 35"	HR2466	N/S	HR2477	N/S	HR2499	N/S
36"– 47"	HR3466	N/S	HR3477	N/S	HR3499	N/S
48"– 59"	HR4466	N/S	HR4477	N/S	HR4499	N/S
60"– 71"	HR5466	N/S	HR5477	N/S	HR5499	N/S
72"– 83"	HR6466	N/S	HR6477	N/S	HR6499	N/S
84"– 95"	HR7466	N/S	HR7477	N/S	HR7499	N/S
96"– 107"	HR8466	N/S	HR8477	N/S	HR8499	N/S
108"– 119"	HR9466	N/S	HR9477	N/S	HR9499	N/S
		N/S		N/S		N/S



## ARCH, EYEBROW, CHORD

Inside of Jamb to Inside of Jamb	PLANTATION PINE		POPLAR		RED OAK	
	ITEM #	STATUS	ITEM #	STATUS	ITEM #	STATUS
	Casing ¾" x 2 ¼"-2 ½"					
20"– 35"	CH2166	N/S	CH2177	N/S	CH2199	N/S
36"– 47"	CH3166	N/S	CH3177	N/S	CH3199	N/S
48"– 59"	CH4166	N/S	CH4177	N/S	CH4199	N/S
60"– 71"	CH5166	N/S	CH5177	N/S	CH5199	N/S
72"– 83"	CH6166	N/S	CH6177	N/S	CH6199	N/S
84"– 95"	CH7166	N/S	CH7177	N/S	CH7199	N/S
96"– 107"	CH8166	N/S	CH8177	N/S	CH8199	N/S
108"– 119"	CH9166	N/S	CH9177	N/S	CH9199	N/S
120"	CH10166	N/S	CH10177	N/S	CH10199	N/S
<b>Casing ¾" x 3"-4"</b>						
20"– 35"	CH2266	N/S	CH2277	N/S	CH2299	N/S
36"– 47"	CH3266	N/S	CH3277	N/S	CH3299	N/S
48"– 59"	CH4266	N/S	CH4277	N/S	CH4299	N/S
60"– 71"	CH5266	N/S	CH5277	N/S	CH5299	N/S
72"– 83"	CH6266	N/S	CH6277	N/S	CH6299	N/S
84"– 95"	CH7266	N/S	CH7277	N/S	CH7299	N/S
96"– 107"	CH8266	N/S	CH8277	N/S	CH8299	N/S
108"– 119"	CH9266	N/S	CH9277	N/S	CH9299	N/S
120"	CH10266	N/S	CH10277	N/S	CH10299	N/S
<b>Casing 1" x 2 ¼"-4"</b>						
20"– 35"	CH2366	N/S	CH2377	N/S	CH2399	N/S
36"– 47"	CH3366	N/S	CH3377	N/S	CH3399	N/S
48"– 59"	CH4366	N/S	CH4377	N/S	CH4399	N/S
60"– 71"	CH5366	N/S	CH5377	N/S	CH5399	N/S
72"– 83"	CH6366	N/S	CH6377	N/S	CH6399	N/S
84"– 95"	CH7366	N/S	CH7377	N/S	CH7399	N/S
96"– 107"	CH8366	N/S	CH8377	N/S	CH8399	N/S
108"– 119"	CH9366	N/S	CH9377	N/S	CH9399	N/S
120"	CH10366	N/S	CH10377	N/S	CH10399	N/S
<b>Extension Jamb ¾" x 2 ¼"-5"</b>						
20"– 35"	CH2466	N/S	CH2477	N/S	CH2499	N/S
36"– 47"	CH3466	N/S	CH3477	N/S	CH3499	N/S
48"– 59"	CH4466	N/S	CH4477	N/S	CH4499	N/S
60"– 71"	CH5466	N/S	CH5477	N/S	CH5499	N/S
72"– 83"	CH6466	N/S	CH6477	N/S	CH6499	N/S
84"– 95"	CH7466	N/S	CH7477	N/S	CH7499	N/S
96"– 107"	CH8466	N/S	CH8477	N/S	CH8499	N/S
108"– 119"	CH9466	N/S	CH9477	N/S	CH9499	N/S
120"	CH10466	N/S	CH10477	N/S	CH10499	N/S



## ELLIPTICAL

Inside of Jamb to Inside of Jamb	PLANTATION PINE		POPLAR		RED OAK	
	ITEM #	STATUS	ITEM #	STATUS	ITEM #	STATUS
	Casing $\frac{3}{4}$ " x 2 $\frac{1}{4}$ "-2 $\frac{1}{2}$ "					
36" – 47"	ELP3166	N/S	ELP3177	N/S	ELP3199	N/S
48" – 59"	ELP4166	N/S	ELP4177	N/S	ELP4199	N/S
60" – 71"	ELP5166	N/S	ELP5177	N/S	ELP5199	N/S
72" – 83"	ELP6166	N/S	ELP6177	N/S	ELP6199	N/S
84" – 95"	ELP7166	N/S	ELP7177	N/S	ELP7199	N/S
96" – 107"	ELP8166	N/S	ELP8177	N/S	ELP8199	N/S
108" – 119"	ELP9166	N/S	ELP9177	N/S	ELP9199	N/S
120"	ELP10166	N/S	ELP10177	N/S	ELP10199	N/S
Casing $\frac{3}{4}$ " x 3"-4"						
36" – 47"	ELP3266	N/S	ELP3277	N/S	ELP3299	N/S
48" – 59"	ELP4266	N/S	ELP4277	N/S	ELP4299	N/S
60" – 71"	ELP5266	N/S	ELP5277	N/S	ELP5299	N/S
72" – 83"	ELP6266	N/S	ELP6277	N/S	ELP6299	N/S
84" – 95"	ELP7266	N/S	ELP7277	N/S	ELP7299	N/S
96" – 107"	ELP8266	N/S	ELP8277	N/S	ELP8299	N/S
108" – 119"	ELP9266	N/S	ELP9277	N/S	ELP9299	N/S
120"	ELP10266	N/S	ELP10277	N/S	ELP10299	N/S
Casing 1" x 2 $\frac{1}{4}$ "-4"						
36" – 47"	ELP3366	N/S	ELP3377	N/S	ELP3399	N/S
48" – 59"	ELP4366	N/S	ELP4377	N/S	ELP4399	N/S
60" – 71"	ELP5366	N/S	ELP5377	N/S	ELP5399	N/S
72" – 83"	ELP6366	N/S	ELP6377	N/S	ELP6399	N/S
84" – 95"	ELP7366	N/S	ELP7377	N/S	ELP7399	N/S
96" – 107"	ELP8366	N/S	ELP8377	N/S	ELP8399	N/S
108" – 119"	ELP9366	N/S	ELP9377	N/S	ELP9399	N/S
120"	ELP10366	N/S	ELP10377	N/S	ELP10399	N/S
Extension Jamb $\frac{3}{4}$ " x 2 $\frac{1}{4}$ "-5"						
36" – 47"	ELP3466	N/S	ELP3477	N/S	ELP3499	N/S
48" – 59"	ELP4466	N/S	ELP4477	N/S	ELP4499	N/S
60" – 71"	ELP5466	N/S	ELP5477	N/S	ELP5499	N/S
72" – 83"	ELP6466	N/S	ELP6477	N/S	ELP6499	N/S
84" – 95"	ELP7466	N/S	ELP7477	N/S	ELP7499	N/S
96" – 107"	ELP8466	N/S	ELP8477	N/S	ELP8499	N/S
108" – 119"	ELP9466	N/S	ELP9477	N/S	ELP9499	N/S
120"	ELP10466	N/S	ELP10477	N/S	ELP10499	N/S



## QUARTER ROUND CIRCLE

Inside of Jamb to Inside of Jamb	PLANTATION PINE		POPLAR		RED OAK	
	ITEM #	STATUS	ITEM #	STATUS	ITEM #	STATUS
	<b>Casing 3/4" x 2 1/4"-2 1/2"</b>					
20"– 35"	QR2166	N/S	QR2177	N/S	QR2199	N/S
36"– 47"	QR3166	N/S	QR3177	N/S	QR3199	N/S
48"– 59"	QR4166	N/S	QR4177	N/S	QR4199	N/S
60"	QR5166	N/S	QR5177	N/S	QR5199	N/S
<b>Casing 3/4" x 3"-4"</b>						
20"– 35"	QR2266	N/S	QR2277	N/S	QR2299	N/S
36"– 47"	QR3266	N/S	QR3277	N/S	QR3299	N/S
48"– 59"	QR4266	N/S	QR4277	N/S	QR4299	N/S
60"	QR5266	N/S	QR5277	N/S	QR5299	N/S
<b>Casing 1" x 2 1/4"-4"</b>						
20"– 35"	QR2366	N/S	QR2377	N/S	QR2399	N/S
36"– 47"	QR3366	N/S	QR3377	N/S	QR3399	N/S
48"– 59"	QR4366	N/S	QR4377	N/S	QR4399	N/S
60"	QR5366	N/S	QR5377	N/S	QR5399	N/S
<b>Extension Jamb 3/4" x 2 1/4"-5"</b>						
20"– 35"	QR2466	N/S	QR2477	N/S	QR2499	N/S
36"– 47"	QR3466	N/S	QR3477	N/S	QR3499	N/S
48"– 59"	QR4466	N/S	QR4477	N/S	QR4499	N/S
60"	QR5466	N/S	QR5477	N/S	QR5499	N/S



<b>FULL ROUND CIRCLE</b>						
Width of window unit	PLANTATION PINE		POPLAR		RED OAK	
	ITEM #	STATUS	ITEM #	STATUS	ITEM #	STATUS
	<b>Casing ¾" x 2 ¼"-2 ½"</b>					
24"	FR2166	N/S	FR2177	N/S	FR2199	N/S
36"	FR3166	N/S	FR3177	N/S	FR3199	N/S
48"	FR4166	N/S	FR4177	N/S	FR4199	N/S
60"	FR5166	N/S	FR5177	N/S	FR5199	N/S
72"	FR6166	N/S	FR6177	N/S	FR6199	N/S
96"	FR7166	N/S	FR7177	N/S	FR7199	N/S
<b>Casing ¾" x 3"-4"</b>						
24"	FR2266	N/S	FR2277	N/S	FR2299	N/S
36"	FR3266	N/S	FR3277	N/S	FR3299	N/S
48"	FR4266	N/S	FR4277	N/S	FR4299	N/S
60"	FR5266	N/S	FR5277	N/S	FR5299	N/S
72"	FR6266	N/S	FR6277	N/S	FR6299	N/S
96"	FR7266	N/S	FR7277	N/S	FR7299	N/S
<b>Casing 1" x 2 ¼"-4"</b>						
24"	FR2366	N/S	FR2377	N/S	FR2399	N/S
36"	FR3366	N/S	FR3377	N/S	FR3399	N/S
48"	FR4366	N/S	FR4377	N/S	FR4399	N/S
60"	FR5366	N/S	FR5377	N/S	FR5399	N/S
72"	FR6366	N/S	FR6377	N/S	FR6399	N/S
96"	FR7366	N/S	FR7377	N/S	FR7399	N/S
<b>Extension Jamb ¾" x 2 ¼"-5"</b>						
24"	FR2466	N/S	FR2477	N/S	FR2499	N/S
36"	FR3466	N/S	FR3477	N/S	FR3499	N/S
48"	FR4466	N/S	FR4477	N/S	FR4499	N/S
60"	FR5466	N/S	FR5477	N/S	FR5499	N/S
72"	FR6466	N/S	FR6477	N/S	FR6499	N/S
96"	FR7466	N/S	FR7477	N/S	FR7499	N/S





**Moulding**  
 Section 1 – Page 23  
 List Price  
 Effective Date 1/08/18  
 Revised Date 11/29/17

## OVAL

Size of window unit	PLANTATION PINE		POPLAR		RED OAK	
	ITEM #	STATUS	ITEM #	STATUS	ITEM #	STATUS
<b>Casing <math>\frac{3}{4}</math>" x 2 <math>\frac{1}{4}</math>"-2 <math>\frac{1}{2}</math>"</b>						
20" X 28"	OV1166	N/S	OV1177	N/S	OV1199	N/S
24" X 36"	OV2166	N/S	OV2177	N/S	OV2199	N/S
36" X 56"	OV3166	N/S	OV3177	N/S	OV3199	N/S
<b>Casing <math>\frac{3}{4}</math>" x 3"-4"</b>						
20" X 28"	OV1266	N/S	OV1277	N/S	OV1299	N/S
24" X 36"	OV2266	N/S	OV2277	N/S	OV2299	N/S
36" X 56"	OV3266	N/S	OV3277	N/S	OV3299	N/S
<b>Casing 1" x 2 <math>\frac{1}{4}</math>"-4"</b>						
20" X 28"	OV1366	N/S	OV1377	N/S	OV1399	N/S
24" X 36"	OV2366	N/S	OV2377	N/S	OV2399	N/S
36" X 56"	OV3366	N/S	OV3377	N/S	OV3399	N/S
<b>Extension Jamb <math>\frac{3}{4}</math>" x 2 <math>\frac{1}{4}</math>"-5"</b>						
20" X 28"	OV1466	N/S	OV1477	N/S	OV1499	N/S
24" X 36"	OV2466	N/S	OV2477	N/S	OV2499	N/S
36" X 56"	OV3466	N/S	OV3477	N/S	OV3499	N/S



## FLEX TRIM

ITEM #	DESCRIPTION	SIZE	STATUS
FT36624P	Colonial Feather Edge - 26" thru 32" half round	11/16" x 2 1/4" x 5/0	N/S
FT36630P	Colonial Feather Edge - 34" thru 40" half round	11/16" x 2 1/4" x 6/0	N/S
FT36640P	Colonial Feather Edge - 42" thru 58" half round	11/16" x 2 1/4" x 8/0	N/S
FT36650P	Colonial Feather Edge - 54" thru 70" half round	11/16" x 2 1/4" x 10/0	N/S
FT36660P	Colonial Feather Edge - 66" thru 82" half round	11/16" x 2 1/4" x 12/0	N/S
FT37624P	Colonial Beaded - 26" thru 32" half round	11/16" x 2 1/4" x 5/0	N/S
FT37630P	Colonial Beaded - 34" thru 40" half round	11/16" x 2 1/4" x 6/0	N/S
FT37640P	Colonial Beaded - 42" thru 58" half round	11/16" x 2 1/4" x 8/0	N/S
FT37650P	Colonial Beaded - 54" thru 70" half round	11/16" x 2 1/4" x 10/0	N/S
FT37660P	Colonial Beaded - 66" thru 82" half round	11/16" x 2 1/4" x 12/0	N/S
FT1X48P	Flexible Extension Jamb	3/4" x 3 1/2" x 8/0	N/S
FT1X412P	Flexible Extension Jamb	3/4" x 3 1/2" x 12/0	N/S
FT1X68P	Flexible Extension Jamb	3/4" x 5 1/2" x 8/0	N/S
FT1X612P	Flexible Extension Jamb	3/4" x 5 1/2" x 12/0	N/S
FT1X812P	Flexible Extension Jamb	3/4" x 7 1/2" x 12/0	N/S
FT32312P	Chair Rail-HH323	3/4" x 1 3/4" x 12/0	N/S
FT133E12P	Chair Rail Cap-HH133E	3/4" x 2" x 12/0	N/S
FT9112P	Scotia		N/S
FT9212P	Scotia	1/2" x 3/4" x 12/0	N/S
FT10012P	Cove	3/4" x 3/4" x 12/0	N/S
FT9312P	Cove	3/4" x 3/4" x 12/0	N/S
FT12612P	Base Shoe-Similar to HH126	1/2" x 3/4" x 12/0	N/S
FT1618P	Farinelli Custom Base Cap	13/16" x 6 1/2" x 8/0	N/S
FT16312P	Base Cap-Similar to HH163	11/16" x 1 3/8" x 12/0	N/S
FT17412P	Base Cap-HH174	3/4" x 1 1/2" x 12/0	N/S
FT61012P	Speed Base-Similar to HH163E	9/16" x 5 1/4" x 12/0	N/S
FT62312P	Flexible Base	9/16" x 3 1/4" x 12/0	N/S
FT623	Radius Base Corners	9/16" x 3 1/4"	N/S
FT4912P	Flexible Crown	9/16" x 3 5/8" x 12/0	N/S

Refer to the ordering information on page 16 when ordering *Flex Trim* mouldings.

Flex trim moulding can be made to match any Heister House profile. Call for pricing and availability.

The following additional profiles are already available as flex trim moulding profiles that can be made to suit your project needs:

**Standard Profiles**

HH162  
 HH164

HH217  
 HH248  
 HH258

HH418  
 HH445  
 HH533

**Architectural Profiles**

HHCR106  
 HHCR110

*\*Please note: Flex Trims are made for a specific radius as noted. Use in distorted radiuses may cause cracking or breaking.*