




"A Fine Tradition In Wood"


*Heister House Millworks
Architectural Profile Collection*



[Casings](#)
[Base Moulding](#)
[Window Stock](#)
[Chair Rails](#)
[Crown](#)
[Flooring](#)
[Miscellaneous](#)
[Stair Parts](#)
[Wainscoting & Paneling](#)

[Index](#)

If the above links do not work, or if you must hold down the ctrl key to use them, your computer may be automatically disabling macros. To enable macros, click Tools, then Options. Near the top left corner of the window that opens, click the Security tab, then the Macro Security button near the bottom of the window. Set the security level to Medium. Close this document and open it again. When prompted, click the Enable Macros button.



Casing

[Back to Table of Contents](#)

Casings:

HHCA214 WM287 Casing - 6 -	HHCA385 Casing - 19 -
HHCA322 Pheasant Casing - 6 -	HHCA212 WM444 Casing - 20 -
HHCA312 Iola Casing - 6 -	HHCA244 Eve's Casing - 20 -
HHCA227 Bob's Electric Casing - 6 -	HHCA238 Precision Wood Beaded Casing - 21 -
HHCA332 Skyline Casing - 7 -	HHCA211 Coxcomb - 21 -
HHCA333 Long Casing - 7 -	HHCA217 Avis Casing - 22 -
HHCA339 Watson Casing - 7 -	HHCA237 Steiner Casing - 22 -
HHCA348 Casing - 7 -	HHCA251 Kirchoff Casing 2 - 23 -
HHCA231 Greenwich Casing - 8 -	HHCA367B Sub-Casing - 14 -
HHCA248 Heritage Kirchoff Casing - 8 -	HHCA257 Casing - 23 -
HHCA272 Wes - 8 -	HHCA281 Fluted Casing - 24 -
HHCA320 Roberts Casing - 8 -	HHCA266 WM33 Fluted Casing - 24 -
HHCA282 WM331 Casing - 9 -	HHCA278 Deluxe Homes Casing - 25 -
HHCA276 Apple Tree Casing - 9 -	HHCA277 SU-12 Casing - 25 -
HHCA309 Heddleson Casing - 9 -	HHCA285 T-Ross Casing - 26 -
HHCA390 Fluted Casing - 10 -	HHCA371 Casing - 9 -
HHCA389 Casing - 10 -	HHCA292 Casing - 26 -
HHCA275 Small Weaver Builders Casing - 11 -	HHCA361 Casing - 27 -
HHCA286 TH Casing - 11 -	HHCA349 Sub-Casing - 27 -
HHCA243 Casing - 11 -	HHCA258 Casing - 28 -
HHCA245 Hillco Casing - 11 -	HHCA354 Casing - 29 -
HHCA239 Mission Casing - 12 -	HHCA359 Casing - 29 -
HHCA290 Casing - 12 -	HH241 Casing - 30 -
HHCA329 Haye's Colonial Bead - 12 -	HHCA232 Classic Casing - 30 -
HHCA334 Casing - 12 -	HH229E Extended Beaded Casing - 31 -
HHCA220 Bridge View Casing - 13 -	HH245 Casing - 31 -
HHCA321 Pheasant Sub-Casing - 13 -	HH256 Weller Casing - 32 -
HHCA324 Casing - 13 -	HHCA224 Rodney Yoder Casing - 32 -
HHCA342 Bailor Casing - 13 -	HHCA213 McMillen Moutz Casing - 33 -
HHCA299 Mumma Casing - 14 -	HHCA369 Casing - 33 -
HHCA246 Glenn Casing - 14 -	HHCA230 Klingerman Casing - 34 -
HHCA351 Casing - 14 -	HHCA341 Small Casing - 35 -
HHCA287 Novinger Casing - 15 -	HHCA340 Large Casing - 35 -
HHCA300 Columbia Casing - 15 -	HHCA262 Brickhill Casing - 36 -
HHCA225 Heritage Bartlett Casing - 16 -	HHCA256 Casing - 36 -
HHCA302 Rippon Casing - 16 -	HHCA236 Turnkey Casing - 37 -
HHCA370 Casing - 17 -	HHCA205 Aronson Small Casing - 37 -
HHCA383 Casing - 17 -	HHCA273 Casing - 38 -
HHCA296 Tompkins Casing - 18 -	HHCA274 Weaver Builders Casing - 38 -
HHCA288 Meadowview Casing - 18 -	HHCA373 Casing - 39 -
HHCA366 Casing - 19 -	HHCA381 Casing - 39 -
	HHCA374 Casing - 40 -



"A Fine Tradition In Wood"

[HHCA386 Casing](#) - 40 -
[HHCA297 Newport A Casing](#) - 41 -
[HHCA298 Newport B Casing](#) - 41 -
[HHCA360 Leslie Casing](#) - 43 -
[HHCA358 Casing](#) - 43 -
[HHCA221 Feather Edge Casing](#) - 43 -
[HHCA316 Casing](#) - 44 -
[HHCA247 Casing](#) - 45 -
[HHCA318 Casing](#) - 45 -
[HHCA314 Casing](#) - 46 -
[HHCA310 Tri-county Casing](#) - 46 -
[HHCA325 Casing](#) - 47 -
[HHCA326 Casing](#) - 47 -
[HHCA327 Casing](#) - 48 -
[HHCA328 Casing](#) - 48 -
[HHCA215 Casing](#) - 49 -
[HHCA304 Casing](#) - 49 -
[HHCA271 McMillen's Crim Casing](#) - 50 -
[HHCA269 Casing](#) - 50 -
[HHCA204 Hoffman Construction Casing](#) - 51 -
[HHCA222 Haven Homes Casing](#) - 51 -
[HHCA228 Farinelli Daily Casing](#) - 52 -
[HHCA240 Haven Homes Casing](#) - 52 -
[HHCA267 Driscoll Casing](#) - 53 -
[HHCA279 Casing](#) - 53 -
[HHCA218 Haven Casing](#) - 54 -
[HHCA252 Brundoe Casing](#) - 54 -
[HHCA233 Diehl Miller Casing](#) - 55 -
[HHCA235 Morril Casing](#) - 55 -
[HHCA280 Casing](#) - 56 -
[HHCA284 SU-1 Casing](#) - 56 -
[HHCA203 Ed Woodling Casing](#) - 57 -
[HHCA201 Haven Casing](#) - 57 -
[HHCA242 Varner Casing](#) - 58 -
[HHCA261 Irvine Casing](#) - 58 -
[HHCA270 Felmlee Casing](#) - 59 -
[HHCA291 Farinelli Jackson Casing](#) - 59 -
[HHCA337 Bauman Casing](#) - 60 -
[HHCA345 Casing](#) - 60 -
[HHCA343 Sub-Casing](#) - 61 -
[HHCA347 Casing](#) - 61 -
[HHCA379 Casing](#) - 62 -
[HHCA387 Fox Hall Casing](#) - 62 -
[HHCA234 Heritage Abel Casing](#) - 63 -
[HHCA260 Beaver Casing](#) - 63 -
[HH217E Early American Extended Casing](#) - 64 -
[HH217EE Early American Extended Casing](#) - 64 -

[HHCA307 Potomac Casing](#) - 65 -
[HHCA306 Casing](#) - 65 -
[HHCA352 Hallowell Casing](#) - 66 -
[HHCA346 Casing](#) - 66 -
[HHCA253 South Casing](#) - 67 -
[HHCA357 Posner Casing](#) - 68 -
[HHCA384 Casing](#) - 68 -
[HHCA376 Casing](#) - 69 -
[HHCA338 Casing](#) - 70 -
[HHCA303 Mission Casing](#) - 70 -
[HHCA293 Profile F Casing](#) - 71 -
[HHCA294 Profile H Casing](#) - 71 -
[HHCA372 Casing](#) - 72 -
[HHCA382 Casing](#) - 72 -
[HHCA206 Walborn Casing](#) - 73 -
[HHCA209 Pugliese Casing](#) - 74 -
[HHCA219 Aronson Casing](#) - 74 -
[HHCA323 Casing](#) - 75 -
[HHCA365 Casing](#) - 75 -
[HHCA283 Casing](#) - 76 -
[HHCA380 Plinthe](#) - 77 -
[HHCA264 Plinthe Block](#) - 78 -
[HHCA250 Plinthe Block](#) - 79 -
[HHCA388 Architrave Casing](#) - 80 -
Back Bands:
[HHCA210 Deshmuck Backband](#) - 81 -
[HHCA202 Ed Woodling Backband](#) - 81 -
[HHCA241 Artistech Backband](#) - 81 -
[HHCA249 Kirchoff Backband](#) - 81 -
[HHCA375 OG Casing Cap](#) - 81 -
[HHCA331 Dame Backband](#) - 81 -
[HHCA305 Backband](#) - 82 -
[HHCA308 Backband](#) - 82 -
[HHCA311 Backband](#) - 83 -
[HHCA313 Backband](#) - 83 -
[HHCA317 Backband](#) - 83 -
[HHCA330 Backband](#) - 84 -
[HHCA355 Backband](#) - 84 -
[HHCA335 Waple Backband](#) - 84 -
[HHCA344 Backband](#) - 85 -
[HHCA336 Backband](#) - 85 -
[HHCA350 Backband](#) - 85 -
[HHCA301 Columbia Backband](#) - 86 -
[HHCA315 Backband](#) - 86 -
[HHCA319 Lahar Backband](#) - 86 -
[HHCA367A Backband](#) - 87 -
[HHCA364 Waters Backband](#) - 87 -



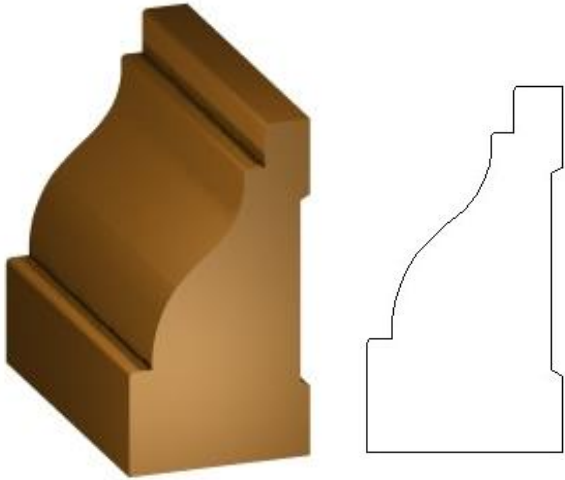
"A Fine Tradition In Wood"

[HHCA229 Farinelli Back Band](#) - 88 -
[HHCA208 Walborn Backband](#) - 88 -
[HHCA226 Jackson Backband](#) - 89 -
[HHCA216 Rohrer Back Band](#) - 89 -

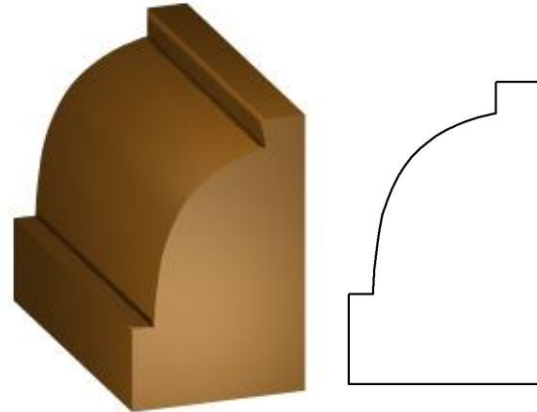
Rosettes

[HHCA224R Rodney Yoder Pote Rosette](#) - 90 -

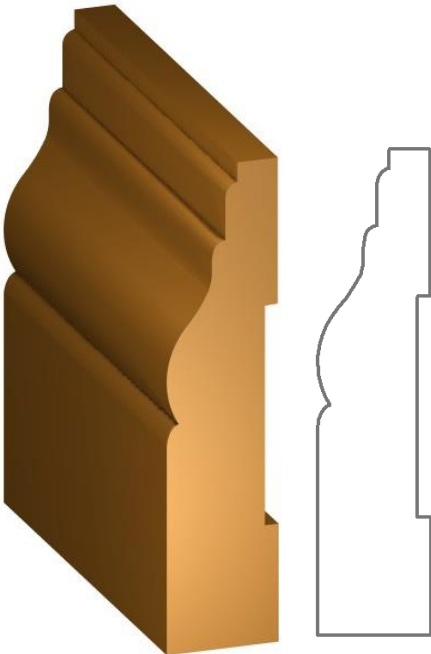
HHCA214 WM287
1 1/16" x 2"



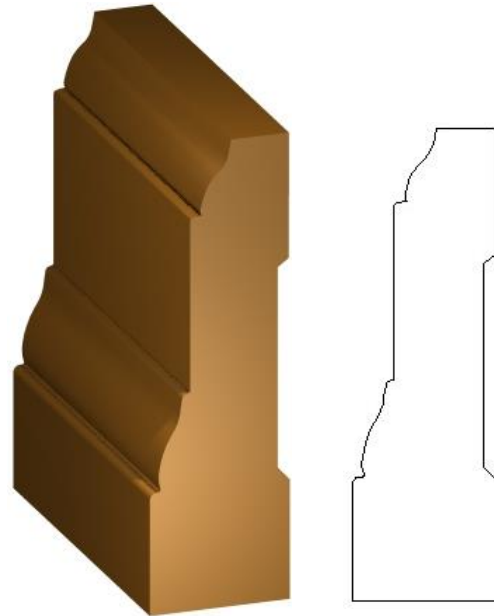
HHCA322 Pheasant Casing
1 1/16" x 1 11/16"



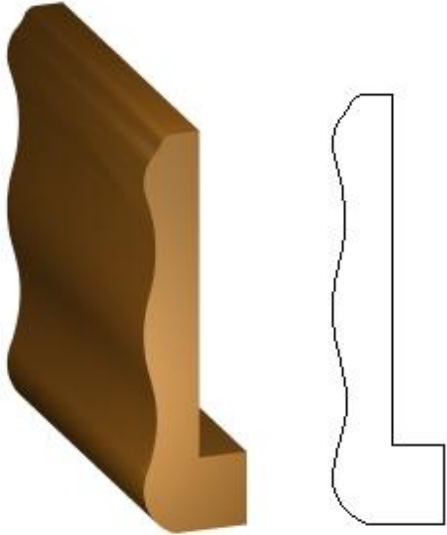
HHCA312 Iola Casing
3/4" x 2 1/4"



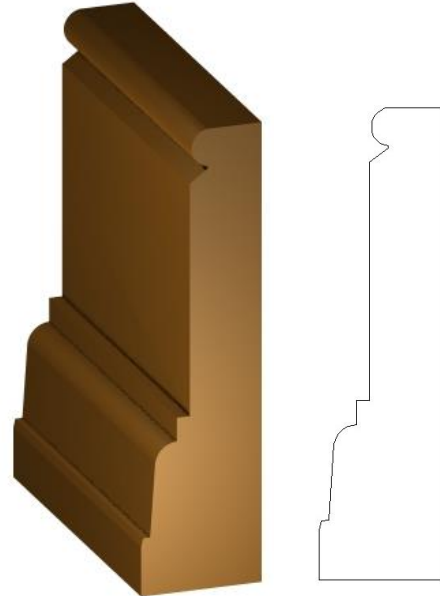
HHCA227 Bob's Electric Casing
3/4" x 2 1/2"



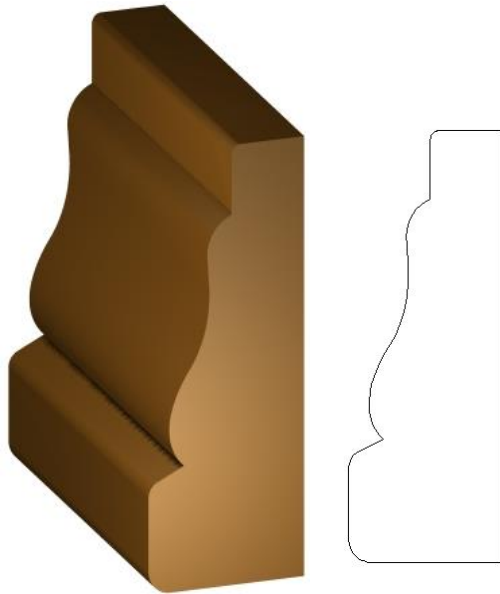
HHCA332 Skyline Casing
9/16" x 2 1/8"



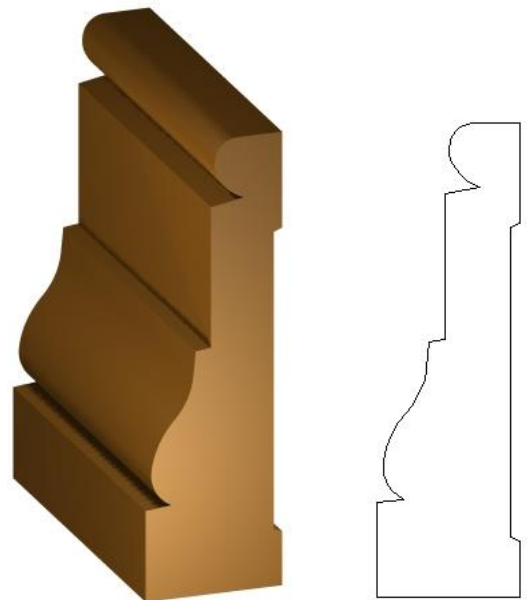
HHCA333 Long Casing
3/4" x 2 5/8"




HHCA339 Watson Casing
13/16" x 2 5/16"



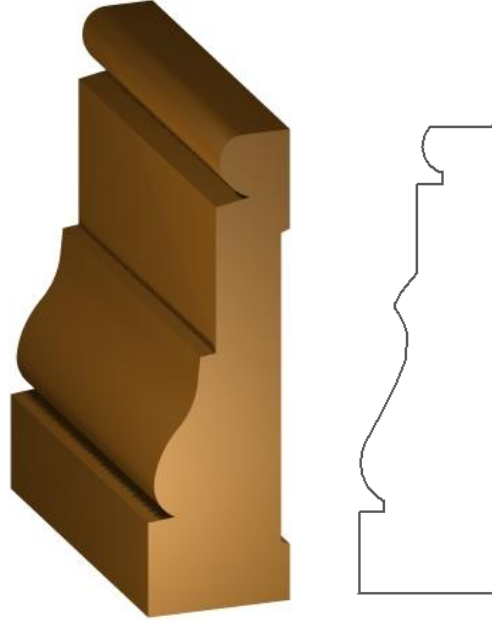
HHCA348 Casing
3/4" x 2 1/2"



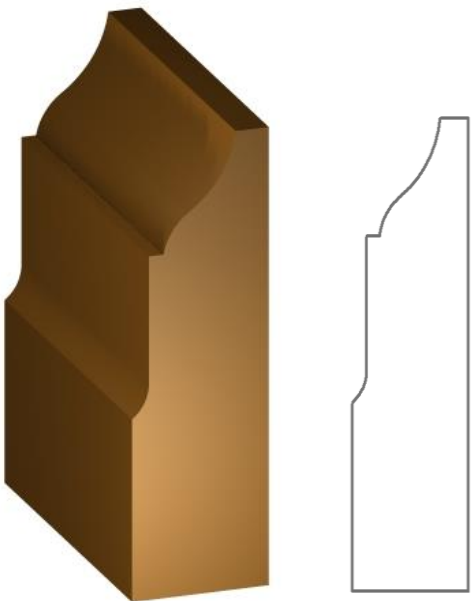
HHCA231 Greenwich Casing
3/4" x 2 3/4"



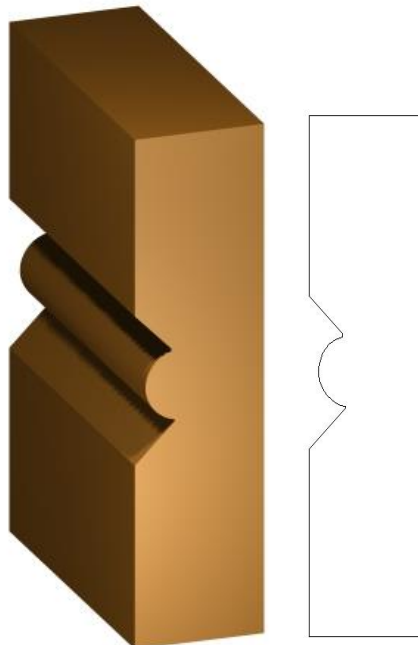
HHCA248 Heritage Kirchoff Casing
3/4" x 2 1/2"



HHCA320 Roberts Casing
25/32" x 2 5/8"




HHCA272 Wes Casing
3/4" x 2 15/16"

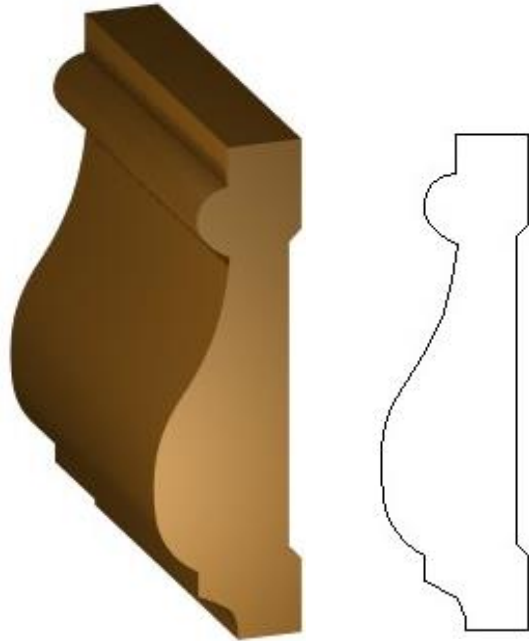


[Back to Casings](#)


HHCA282 WM331 Casing
3/4" x 2 3/4"



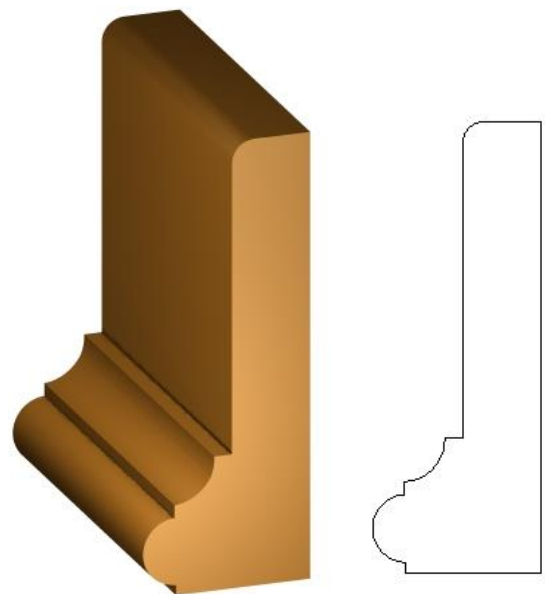
HHCA371Casing
3/4" x 2 1/2"




HHCA276 Apple Tree Casing
3/4" x 2 1/2"




HHCA309 Heddleson Casing
15/16" x 2 1/2"



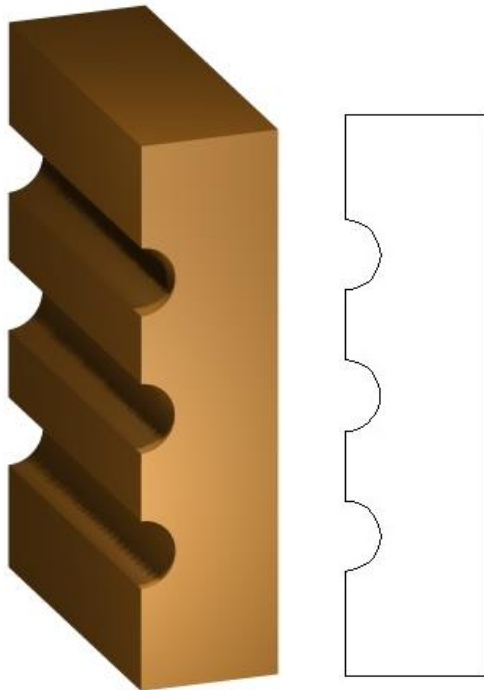
HHCA390 Fluted Casing
1/2" x 3"



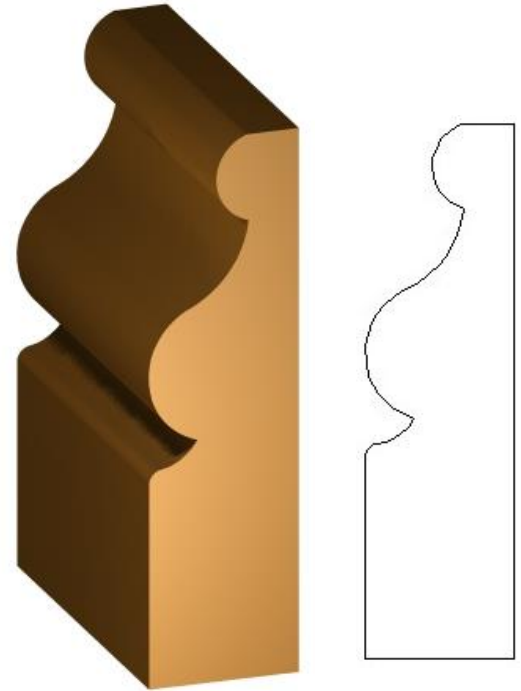
HHCA389 Casing
13/16" x 3 3/4"




HHCA275 Small Weaver Builders Casing
 3/4" x 3"



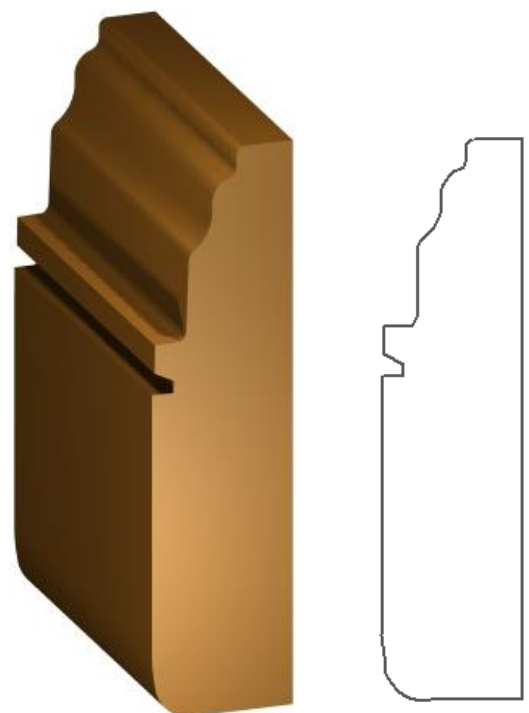
HHCA286 TH Casing
 7/8" x 3"



HHCA243 Casing
 1 1/32" x 3 1/8"

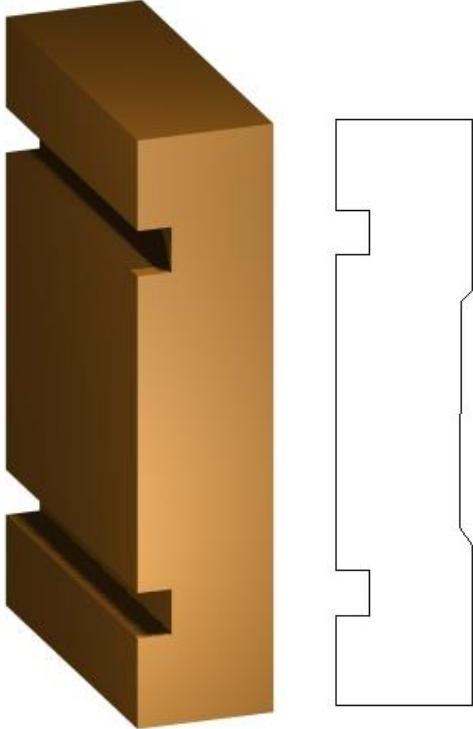


HHCA245 Hilco Casing
 3/4" x 3"

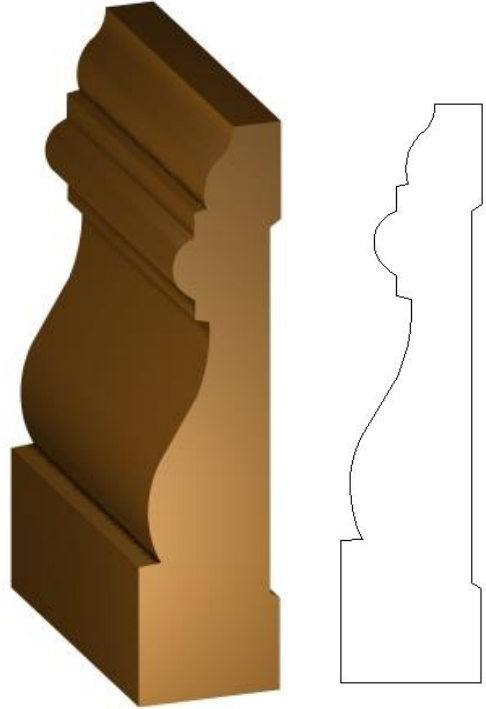


[Back to Casings](#)

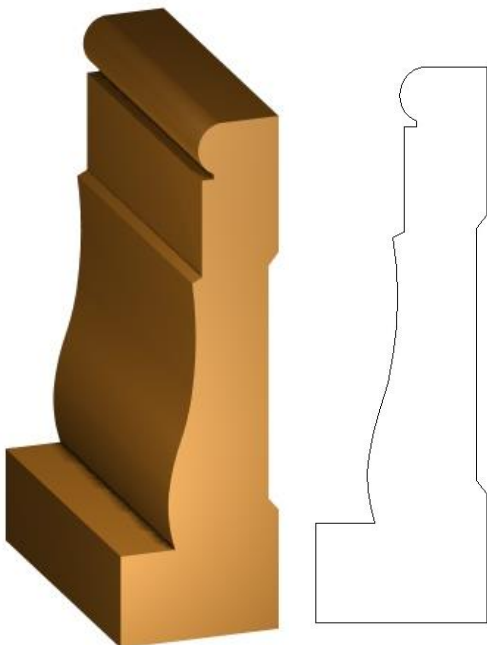
HHCA239 Mission Casing
3/4" x 3 1/4"



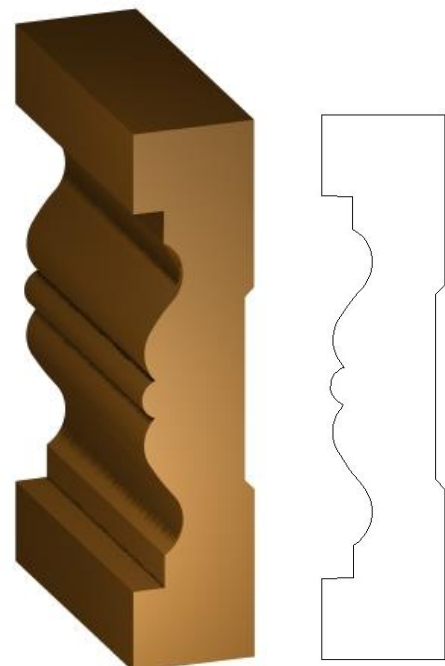
HHCA290 Casing
13/16" x 3 1/4"



HHCA329 Haye's Colonial Bead
1" x 3 1/4"




HHCA334 Casing
3/4" x 3 5/16"

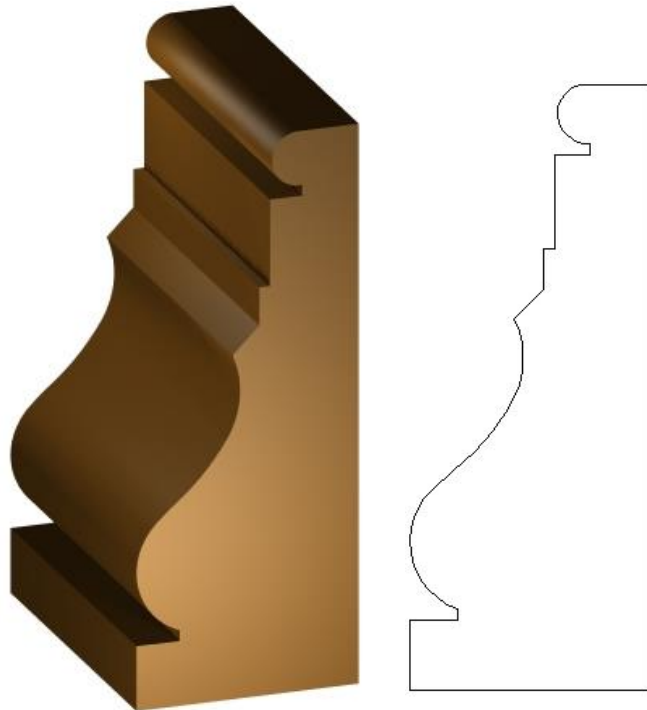


[Back to Casings](#)


HHCA324 Casing
 3/4" x 3 1/4"




HHCA342 Bailor Casing
 1 1/4" x 3 1/4"



HHCA220 Bridge View Casing
 1 1/16" x 3 1/2"




HHCA321 Pheasant Sub-Casing
 1 7/32" x 3 5/8"

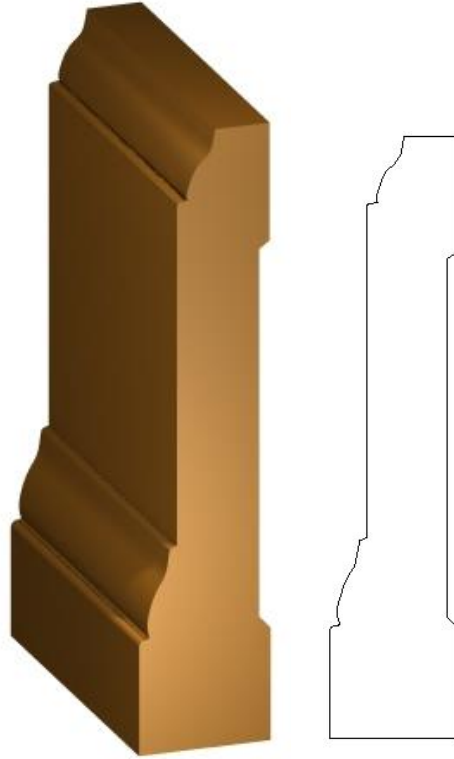


[Back to Casings](#)

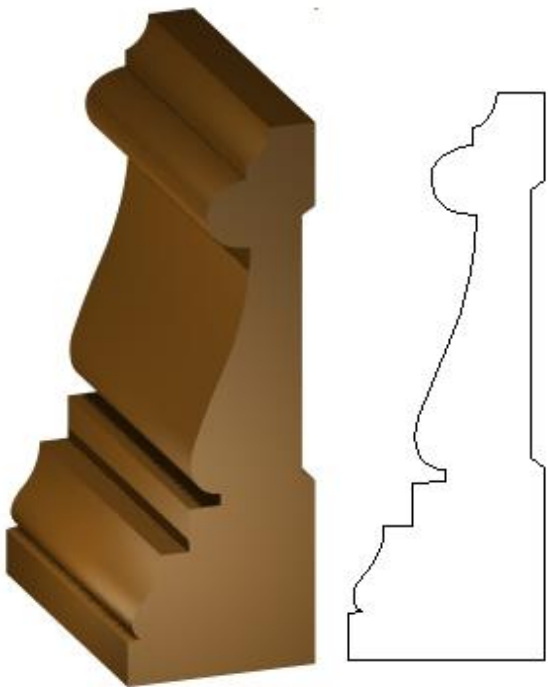
HHCA299 Mumma Casing
15/16" x 3 1/2"




HHCA246 Glenn Casing
3/4" x 3 1/2"



HHCA351 Casing
1 1/8" x 3 1/4"

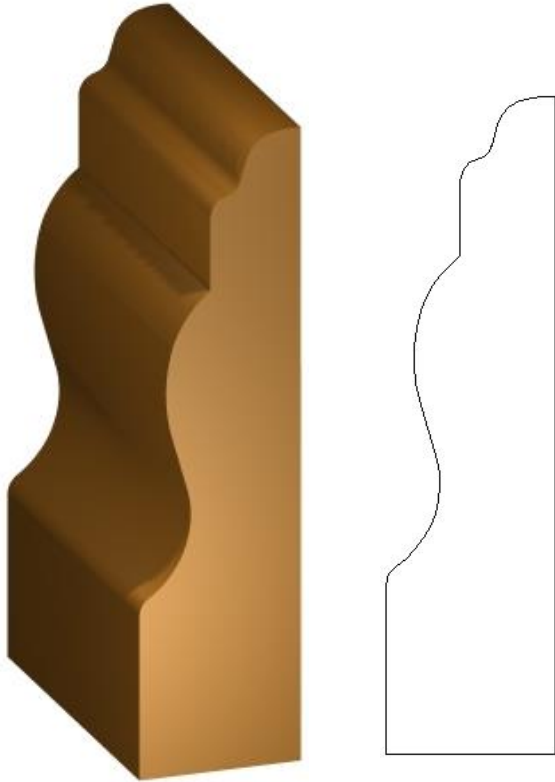


HHCA367B Sub-Casing
3/4" x 3 1/4"




[Back to Casings](#)

HHCA287 Novinger Casing
7/8" x 3 1/2"

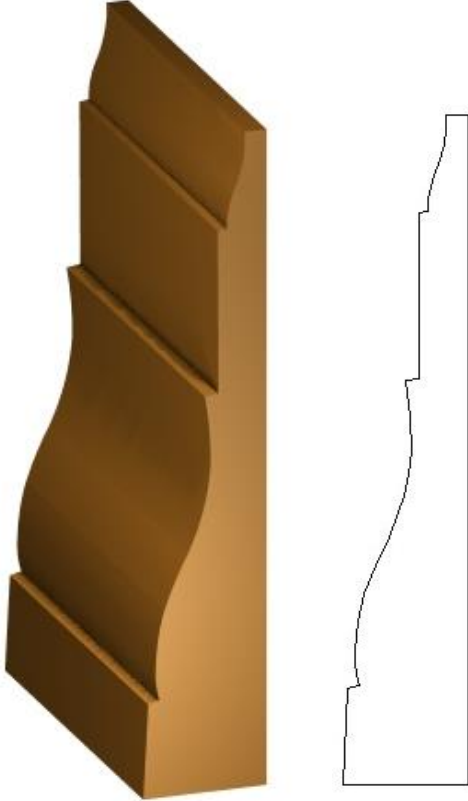


HHCA300 Columbia Casing
7/8" x 3 1/2"




[Back to Casings](#)

HHCA225 Heritage Bartlett Casing
11/16" x 3 1/2"

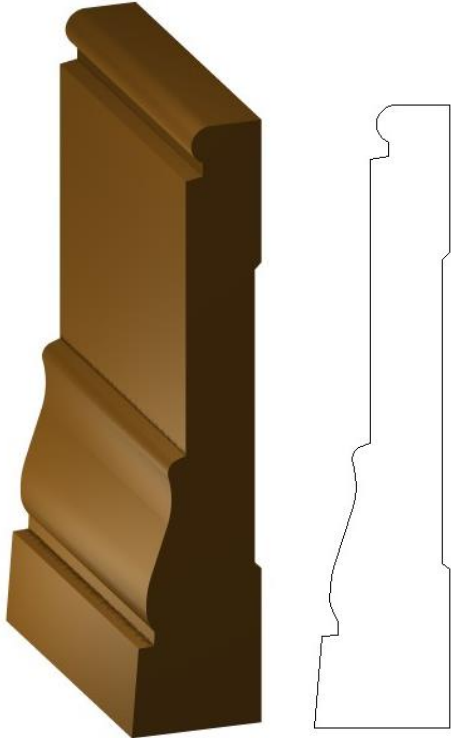


HHCA302 Rippon Casing
3/4" x 3 1/2"

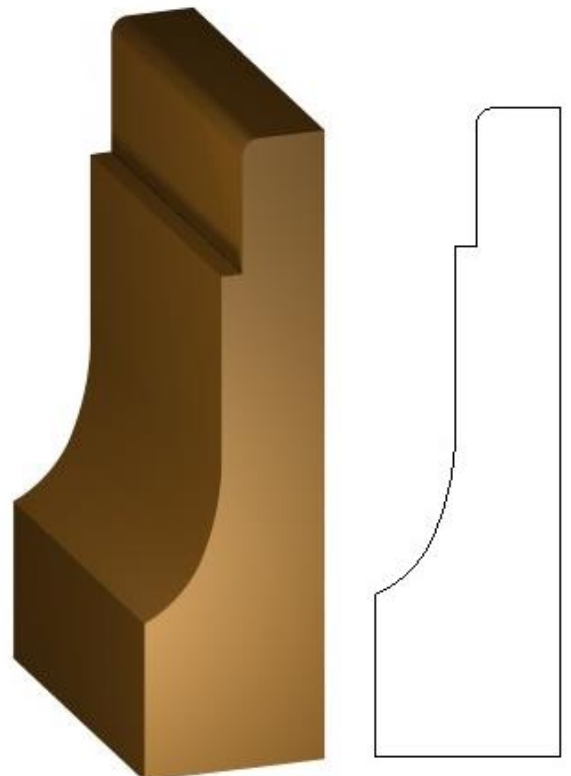


[Back to Casings](#)

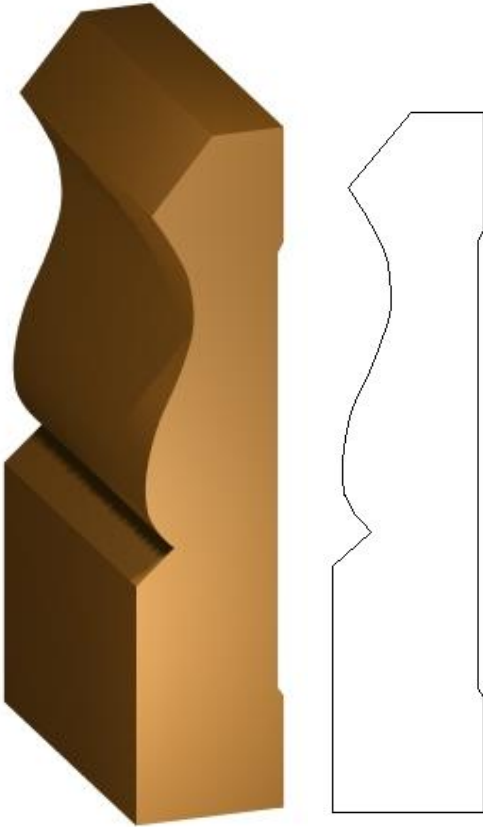
HHCA370 Casing
3/4" x 3 1/2"



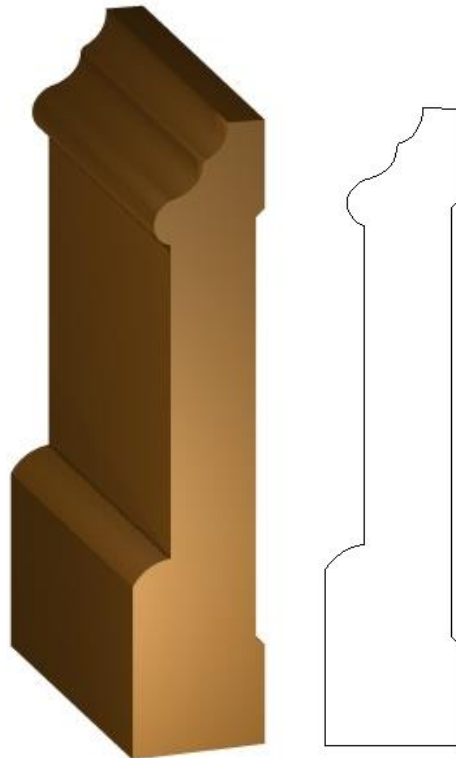
HHCA383 Casing
1" x 3 1/2"




HHCA296 RET Tompkins Casing
13/16" x 3 3/4"



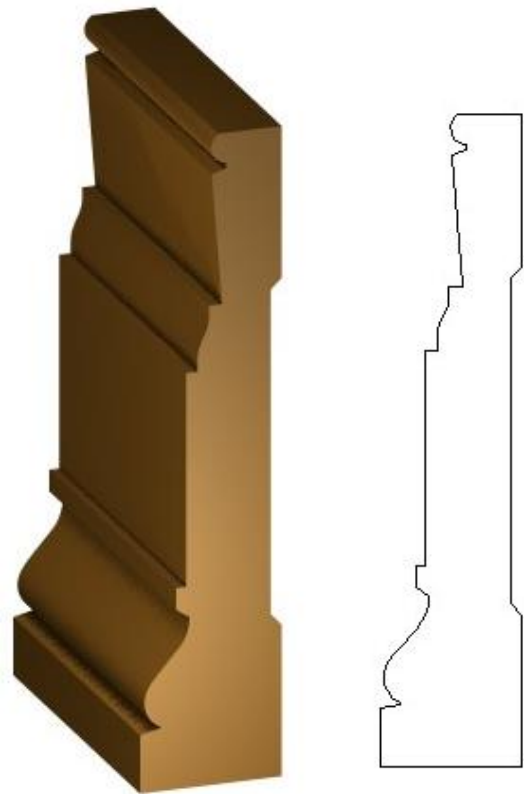
HHCA288 Meadowview Casing
13/16" x 3 3/4"



HHCA366 Casing
3/4" x 3 3/4"



HHCA385 Casing
13/16" x 3 3/4"

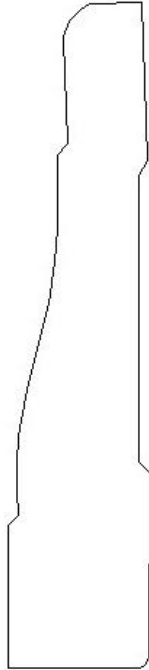



[Back to Casings](#)

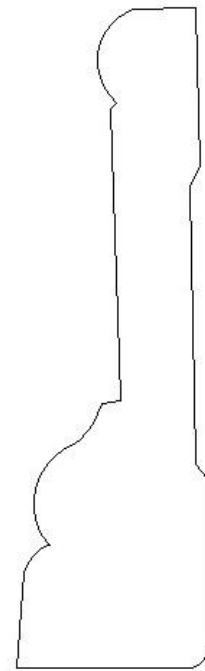



"A Fine Tradition In Wood"



HHCA212 WM444 Casing
3/4" x 3 1/2"



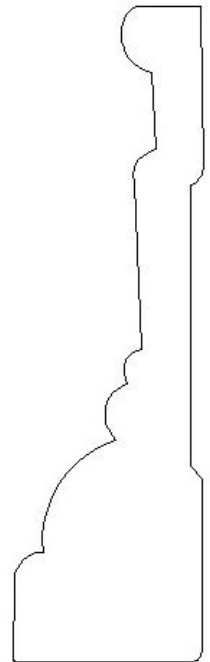

HHCA244 Eve's Casing
1" x 3 1/2"



HHCA238 Precision Wood Beaded Casing
13/16" x 3 1/2"

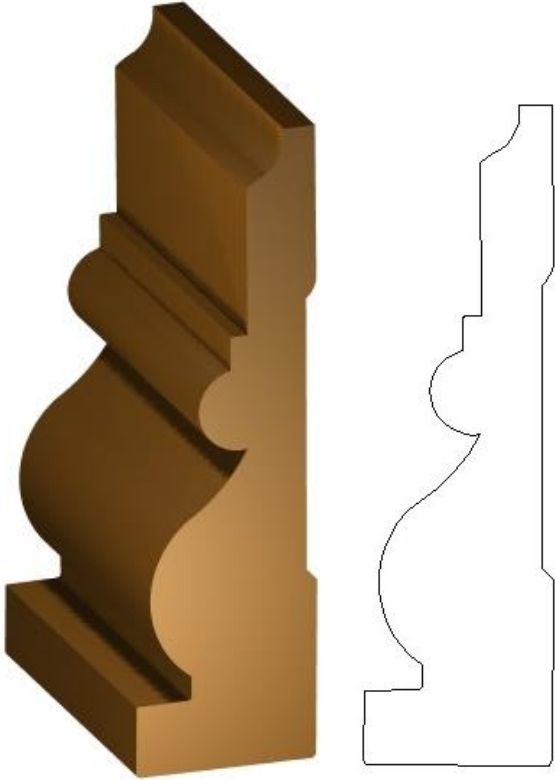


HHCA211 Coxcomb Casing
1" x 3 1/2"




[Back to Casings](#)

HHCA217 Avis Casing
1" x 3 1/2"





HHCA237 Steiner Casing
7/8" x 3 1/2"




[Back to Casings](#)

HHCA251 Kirchoff Casing 2
1 1/4" x 3 1/2"




HHCA257 Casing
3/4" x 3 1/2"




[Back to Casings](#)

HHCA266 WM37 Fluted Casing
3/4" x 3 1/2"

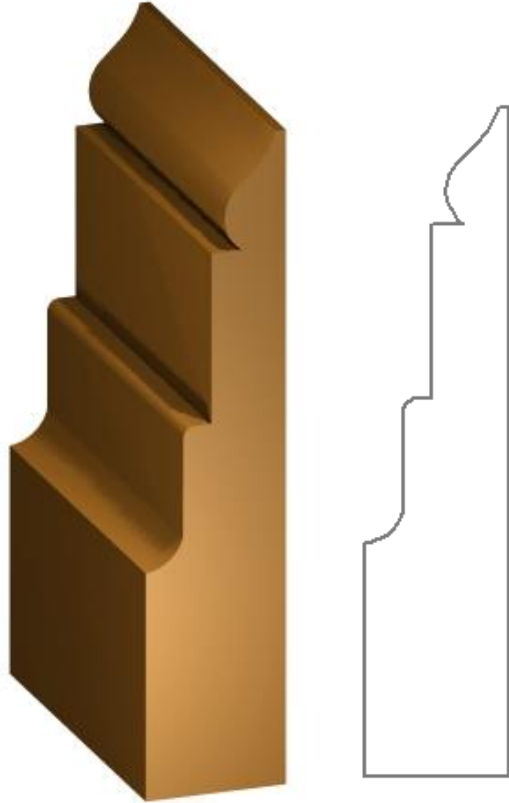


HHCA281 Fluted Casing
3/4" x 3 1/2"

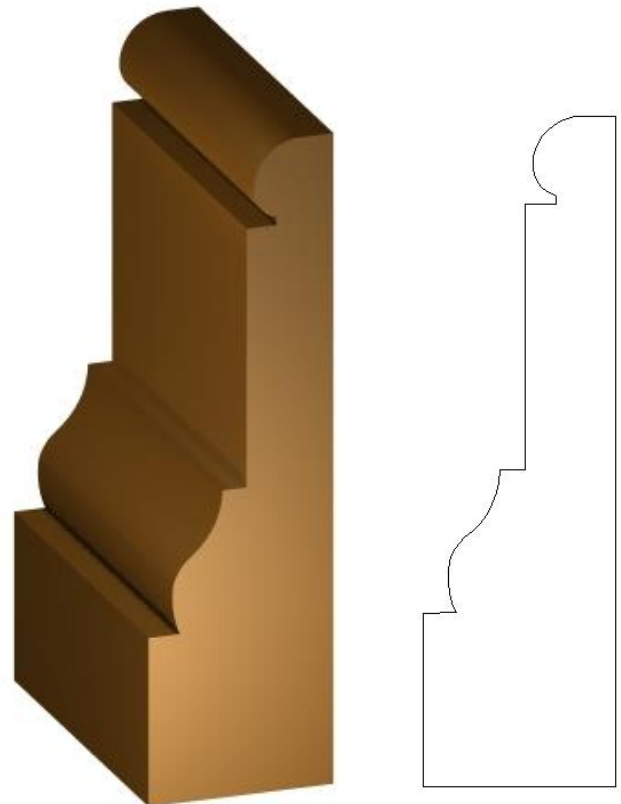


[Back to Casings](#)

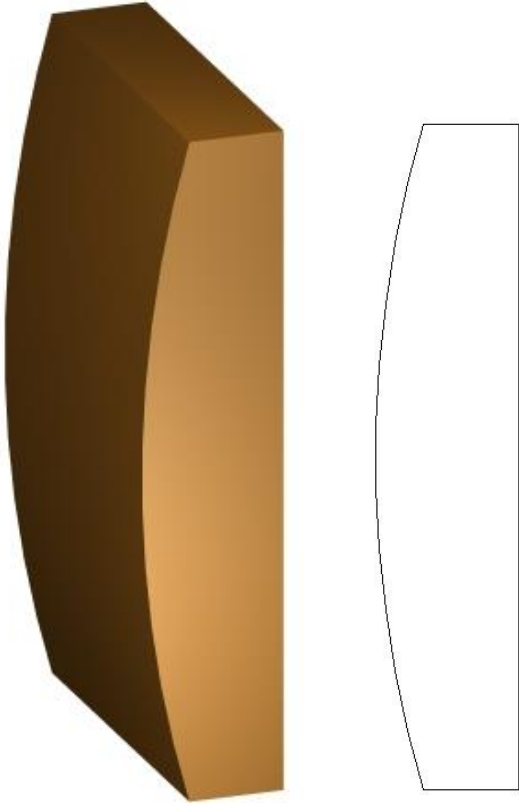
HHCA278 Deluxe Homes Casing
3/4" x 3 1/2"



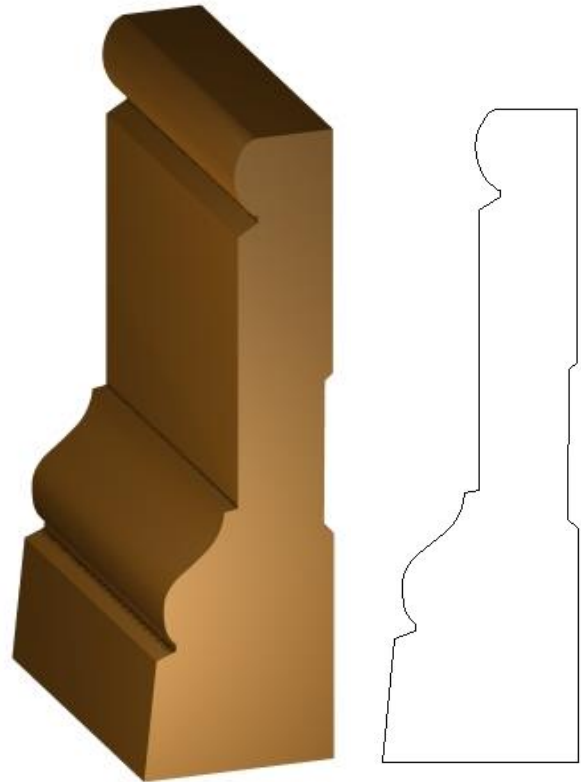
HHCA277 SU-12 Casing
1" x 3 1/2"



HHCA285 T-Ross Casing
3/4" x 3 1/2"

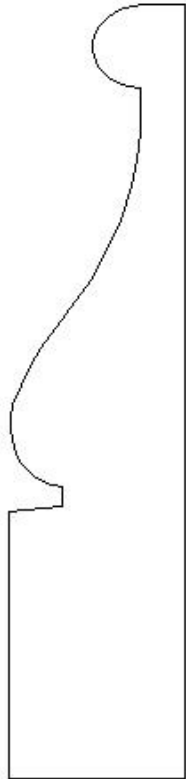


HHCA292 Casing
1 1/16" x 3 1/2"

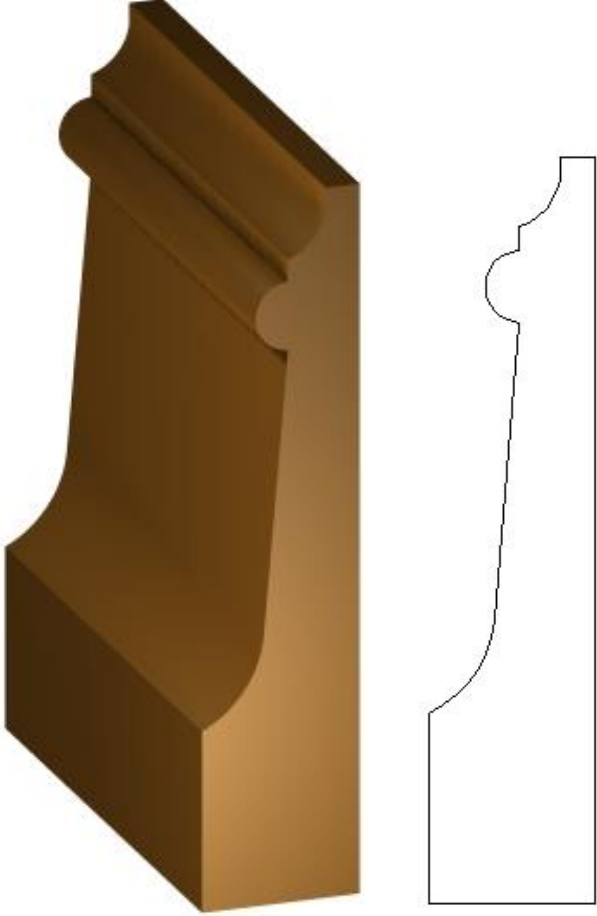


[Back to Casings](#)

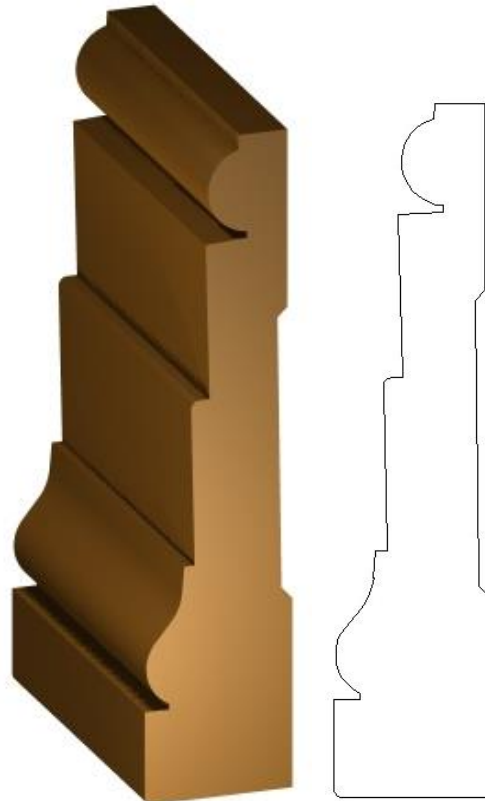
HHCA361 Casing
7/8" x 3 13/16"



HHCA349 Sub-Casing
7/8" x 3 15/16"

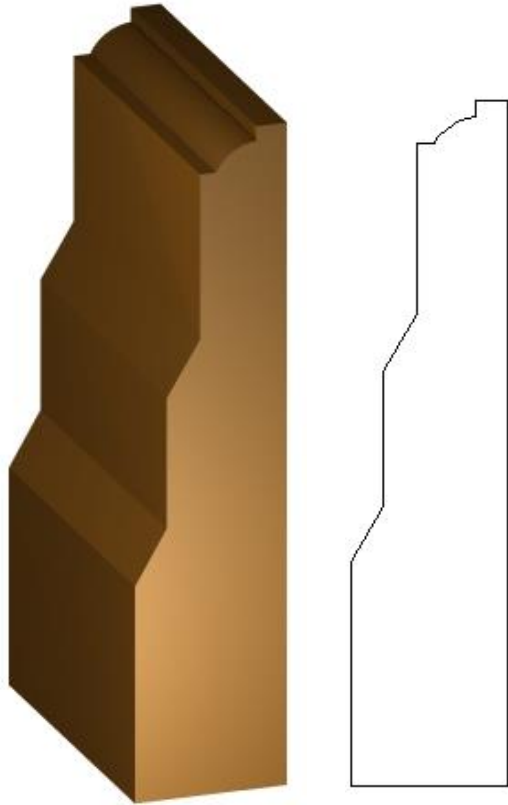


HHCA258 Casing
13/16" x 3 5/8"

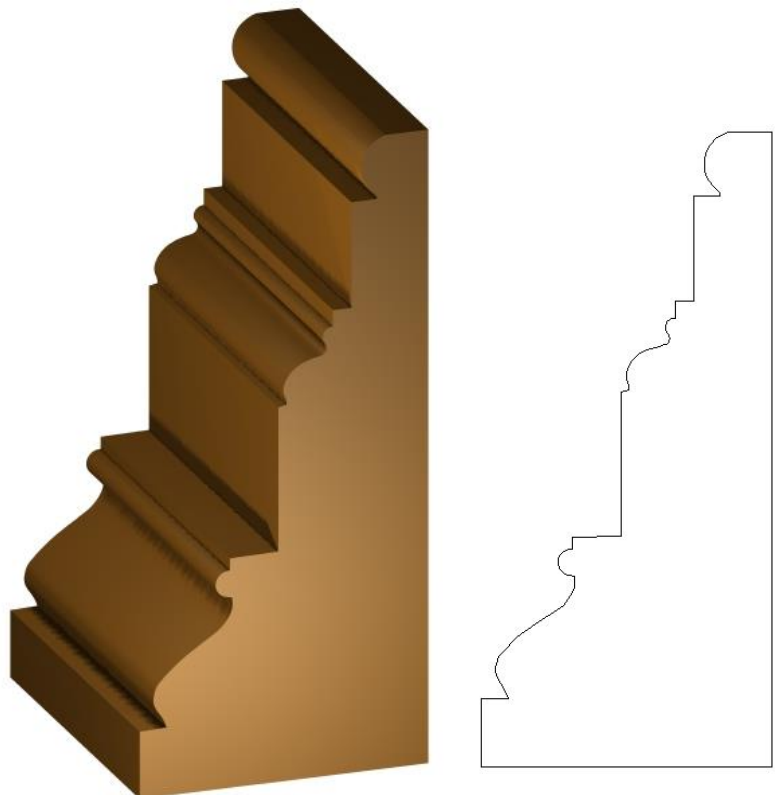


[Back to Casings](#)

HHCA354 Casing
7/8" x 3 13/16"




HHCA359 Casing
1 5/8" x 3 9/16"




[Back to Casings](#)

HH241 Casing
1" x 3 9/16"

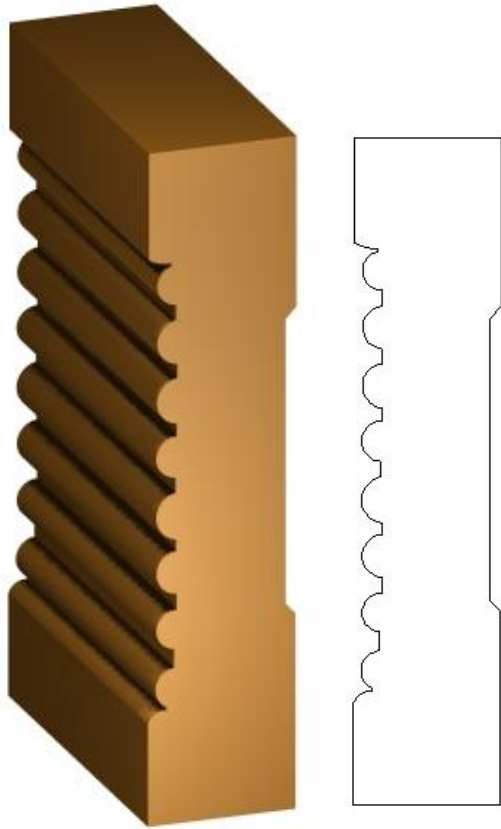


HHCA232 Classic Casing
1" x 3 9/16"

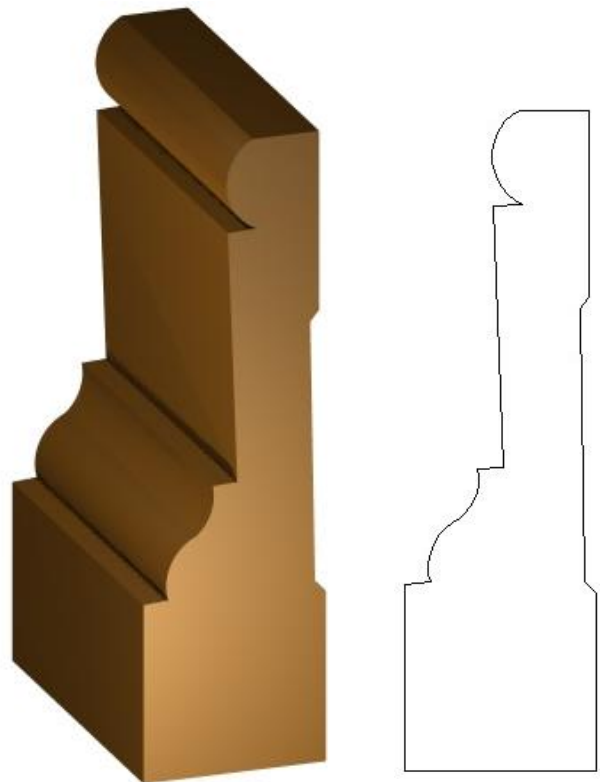


[Back to Casings](#)

HH229E Extended Beaded Casing
3/4" x 3 1/2"




HH245 Casing
1" x 3 1/2"




[Back to Casings](#)

HH256 Weller Casing
1" x 3 1/2"

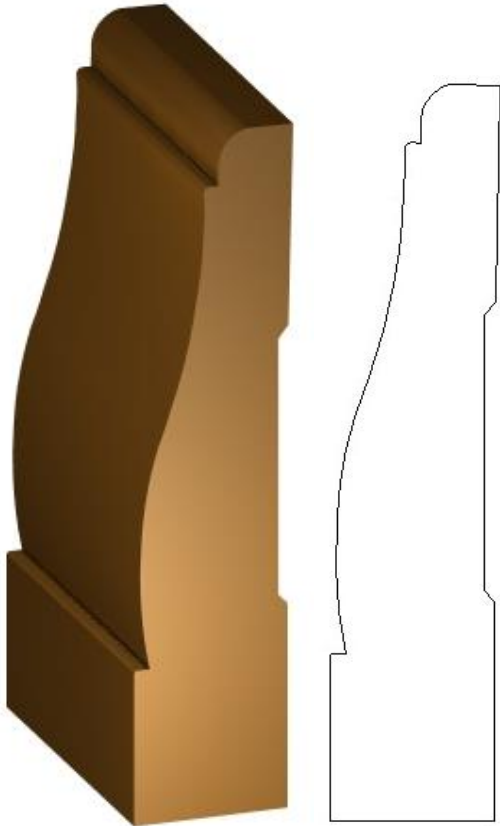


HHCA224 Rodney Yoder Casing
1" x 3 1/2"

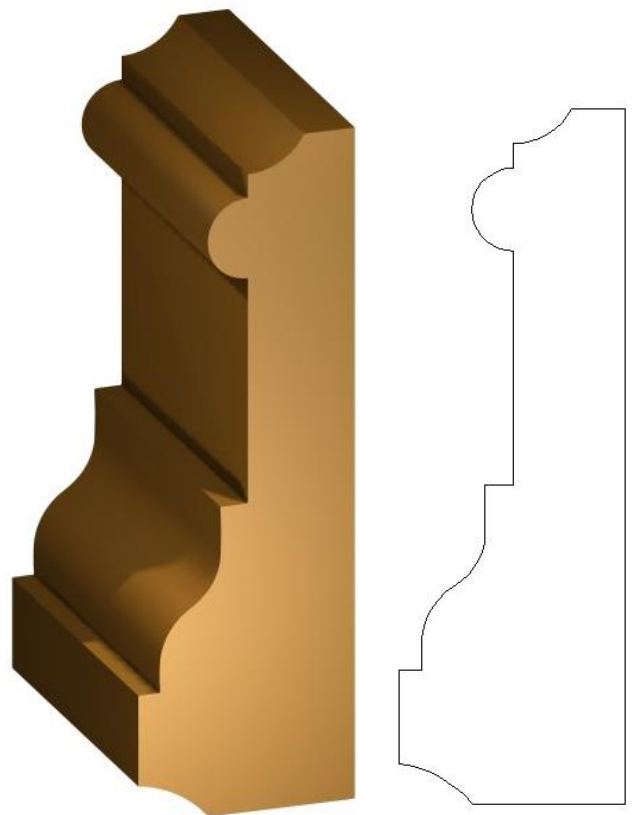


[Back to Casings](#)

HHCA213 McMillen Moutz Casing
7/8" x 3 15/16"




HHCA369 Casing
1 1/4" x 3 7/8"






"A Fine Tradition In Wood"

HHCA230 Klingerman Casing
3/4" x 4"




[Back to Casings](#)

HHCA341 Small Casing
7/8" x 3 5/8"




HHCA340 Large Casing
7/8" x 4 3/4"

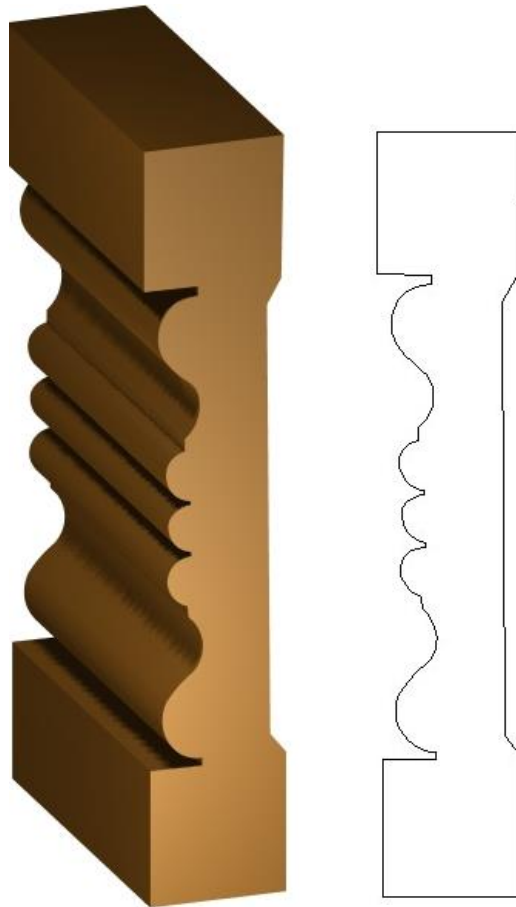


[Back to Casings](#)

HHCA262 Brickhill Casing
3/4" x 4"

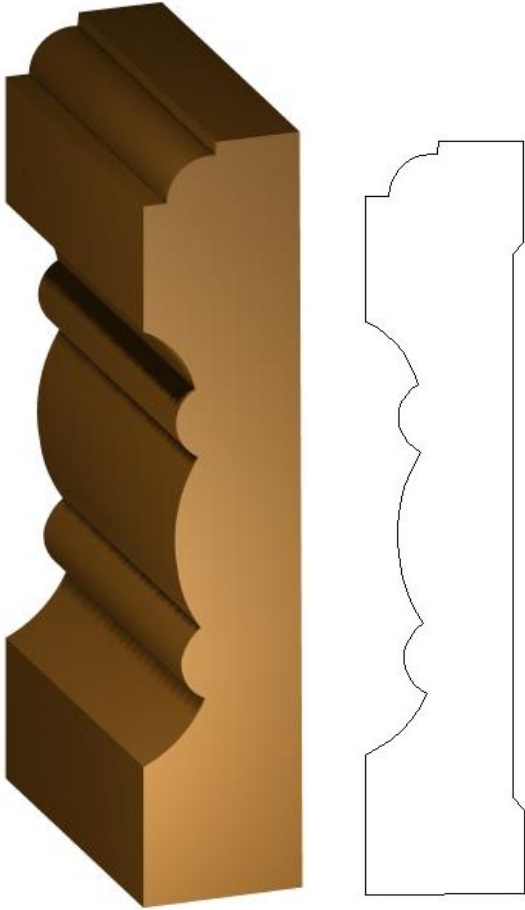


HHCA256 Pote Casing
3/4" x 4"

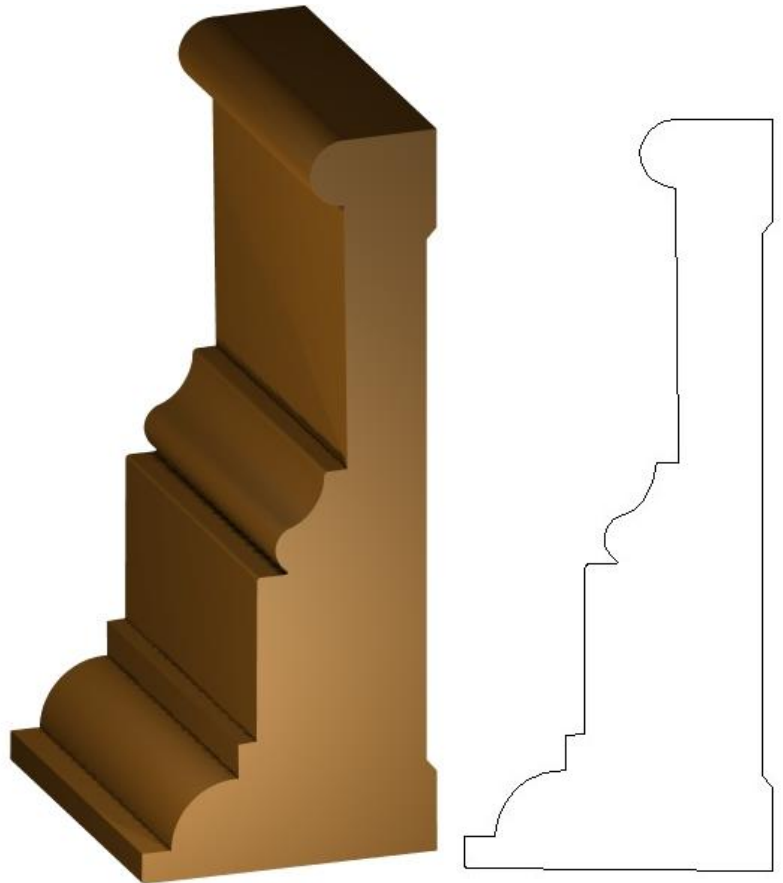


[Back to Casings](#)


HHCA236 Turnkey Casing
13/16" x 4"



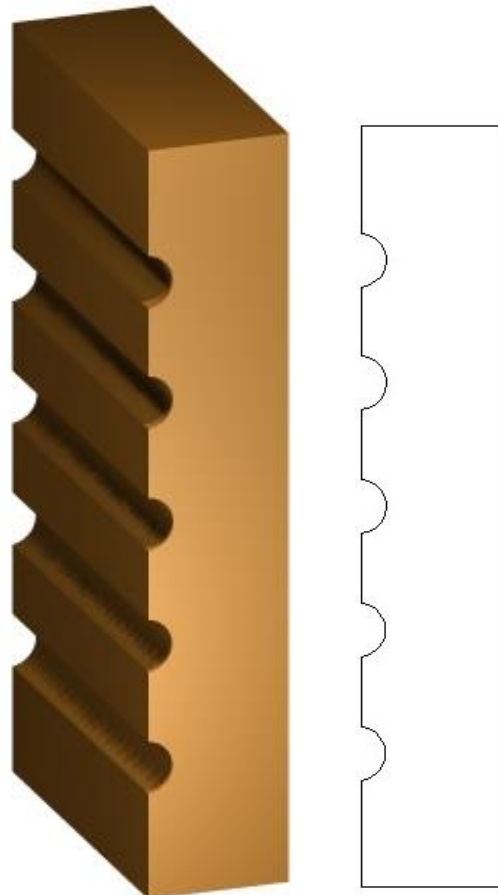
HHCA205 Aronson Small Casing
1 5/8" x 4"



HHCA273 Casing
3/4" x 4"



HHCA274 Weaver Builders Casing
3/4" x 4"

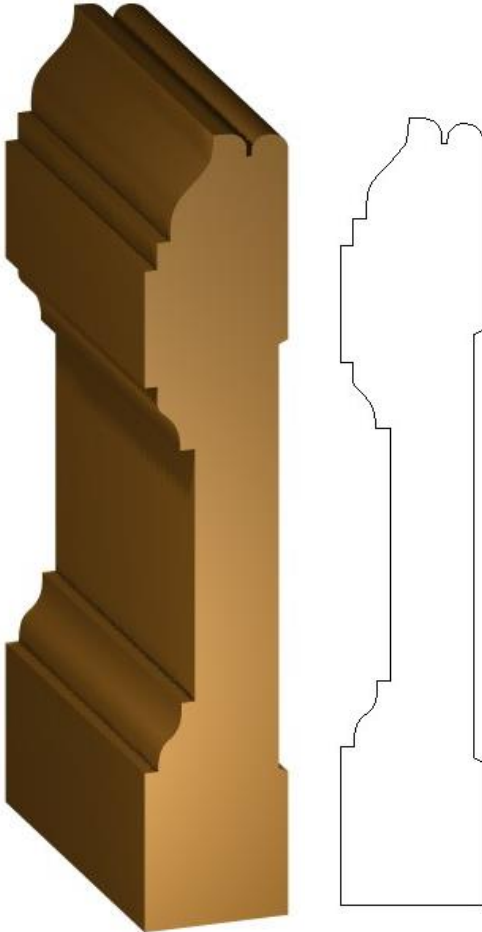


[Back to Casings](#)

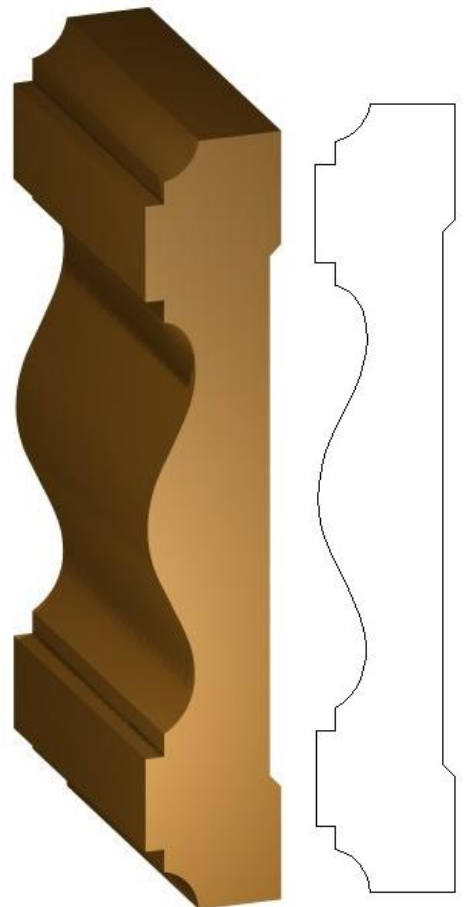


"A Fine Tradition In Wood"

HHCA373 Casing
3/4" x 4 1/8"



HHCA381 Casing
3/4" x 4 1/4"





[Back to Casings](#)

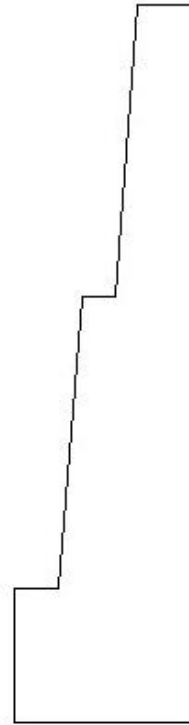



"A Fine Tradition In Wood"

HHCA374 Casing
13/16" x 4 3/4"




HHCA386 Casing
1" x 4"

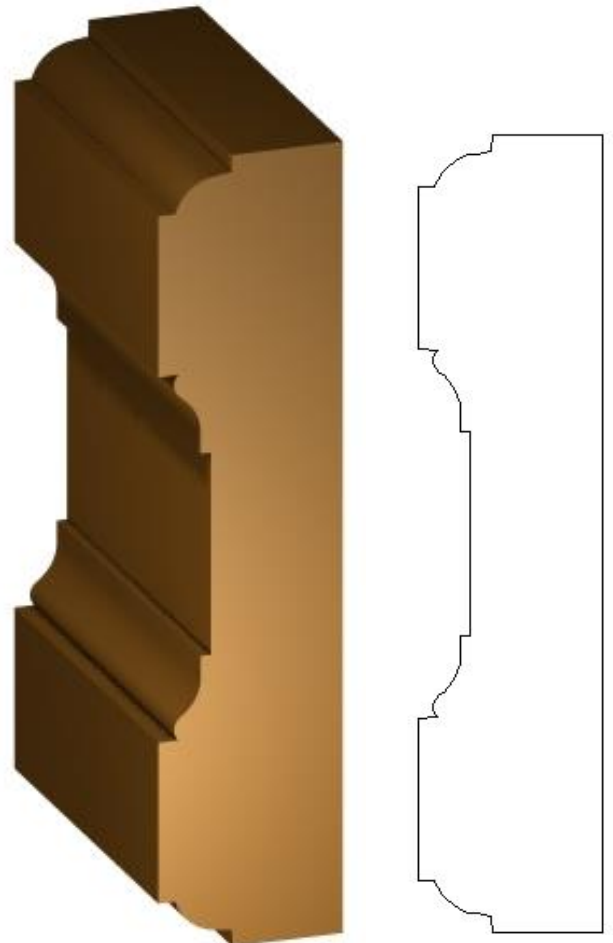


[Back to Casings](#)

HHCA297 Newport A Casing
7/8" x 4"



HHCA298 Newport B Casing
7/8" x 4"




[Back to Casings](#)

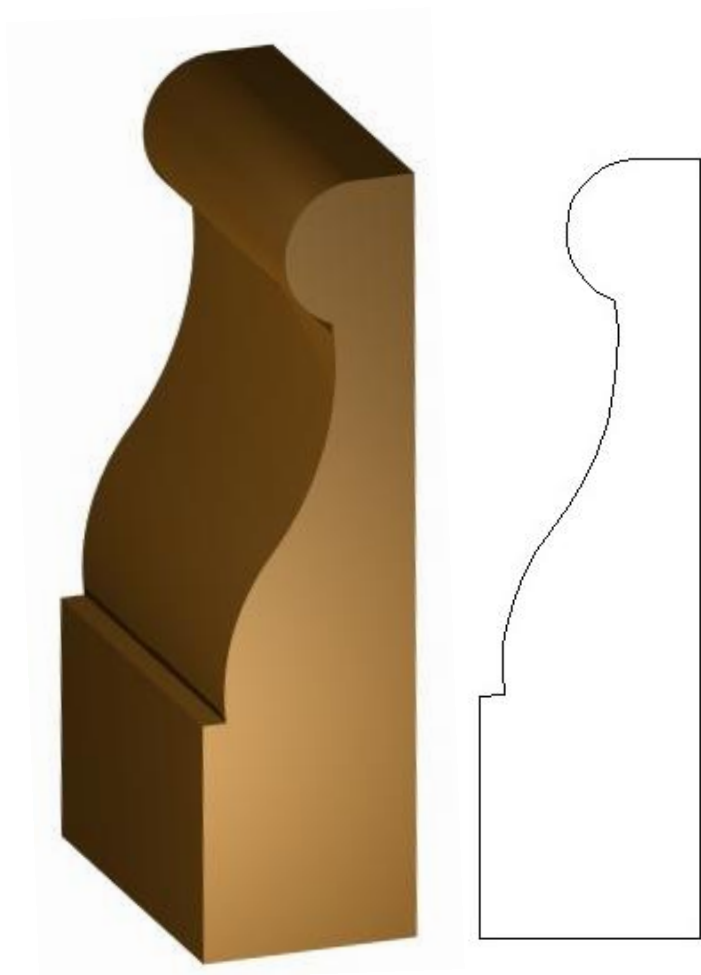


"A Fine Tradition In Wood"

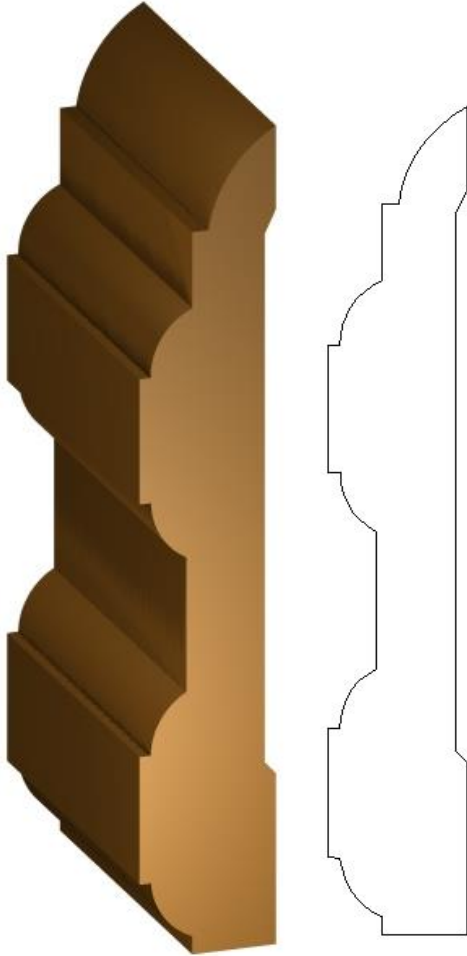
HHCA394 Casing
3/4" x 4 1/4"



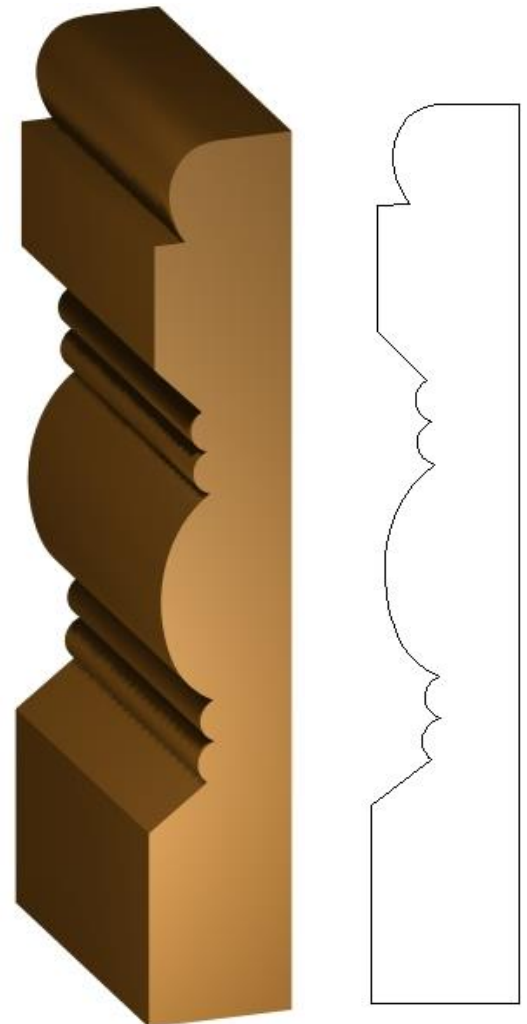
HHCA392 Casing
1 1/8" x 4"



HHCA360 Leslie Casing
3/4" x 4 1/2"

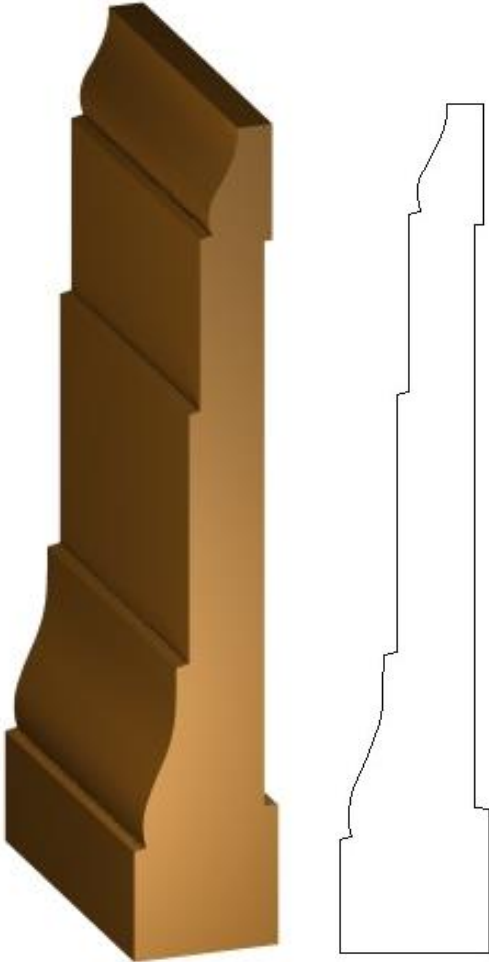


HHCA358 Casing
25/32" x 4 13/16"

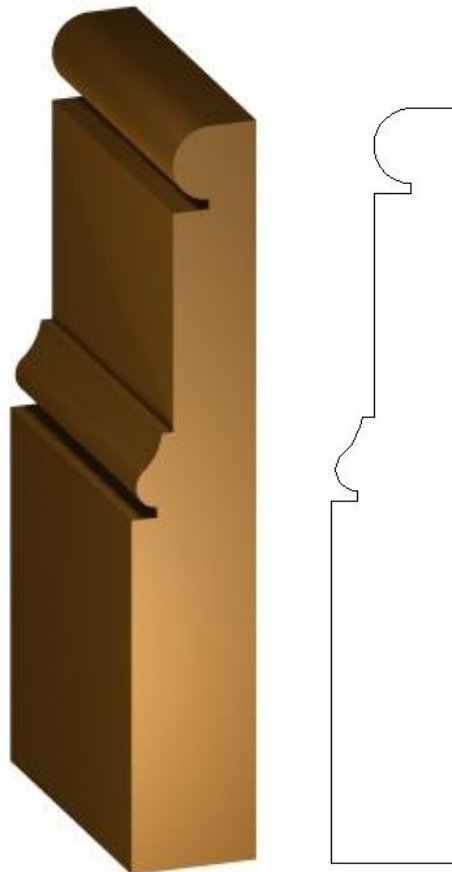


[Back to Casings](#)

HHCA221 Feather Edge Casing
13/16" x 4 5/8"

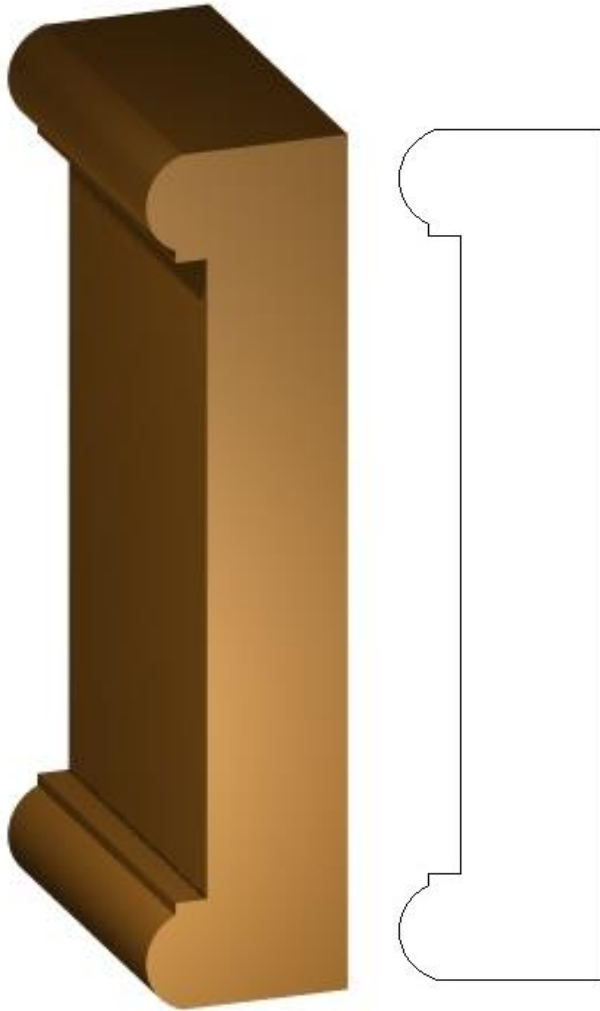


HHCA316 Casing
3/4" x 4 7/16"

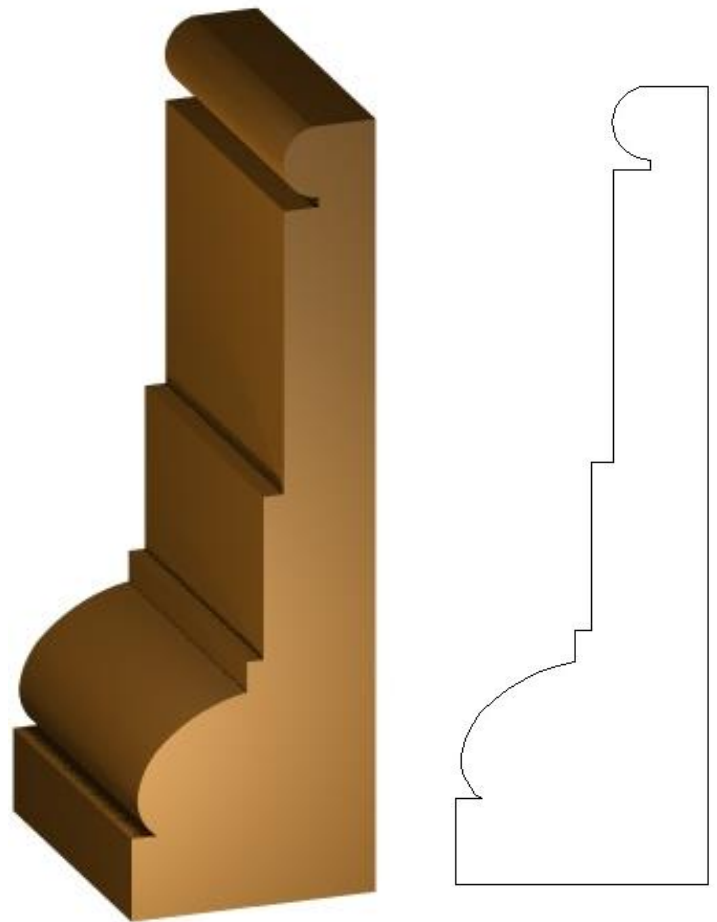


[Back to Casings](#)

HHCA247 Casing
1 1/16" x 4 1/2"

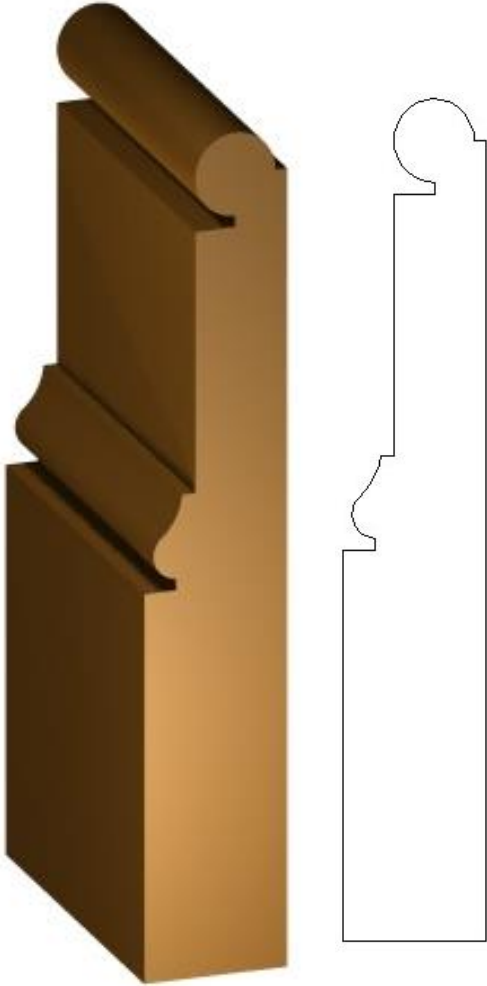


HHCA318 Casing
1 1/2" x 4 3/4"

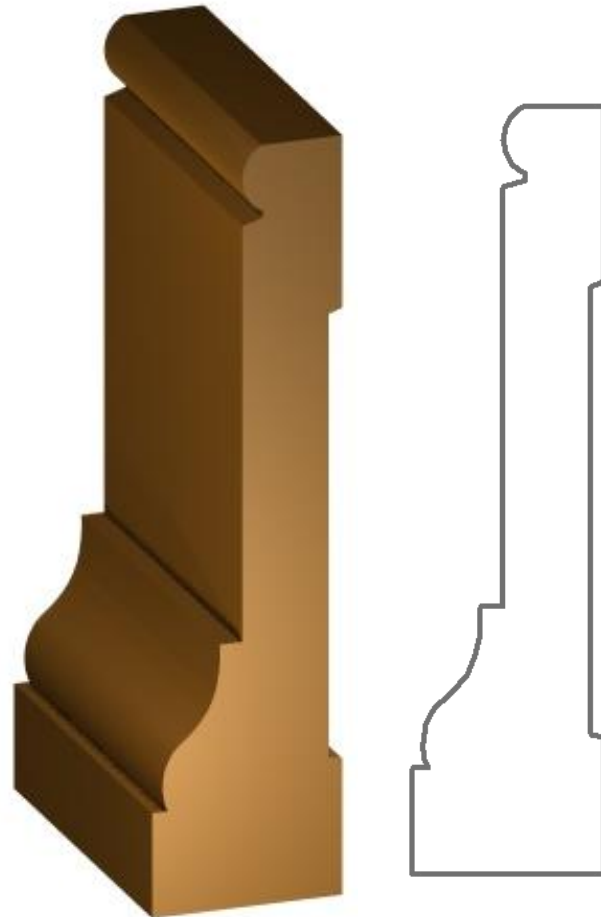


[Back to Casings](#)

HHCA314 Casing
3/4" x 4 7/16"

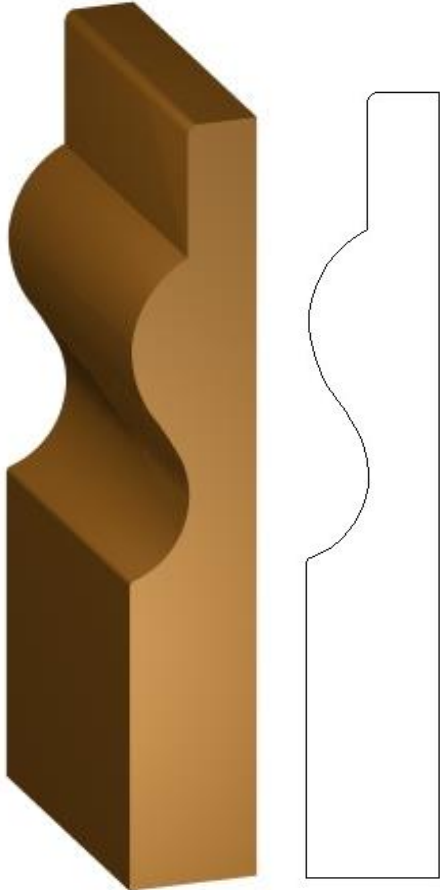


HHCA310 Tri-County Casing
1" x 4"

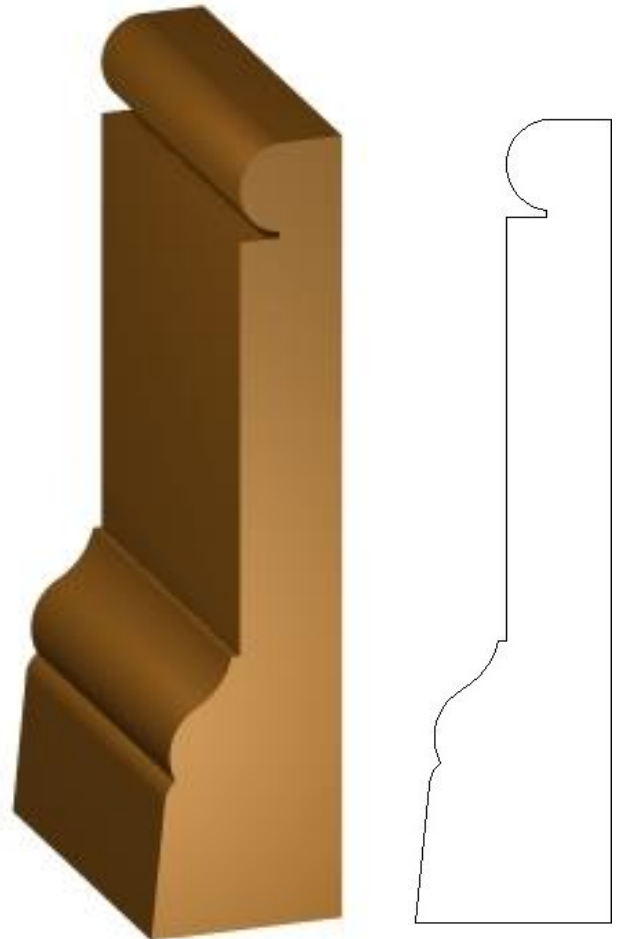


[Back to Casings](#)

HHCA325 Casing
3/4" x 4 1/2"



HHCA326 Casing
1" x 4 1/8"

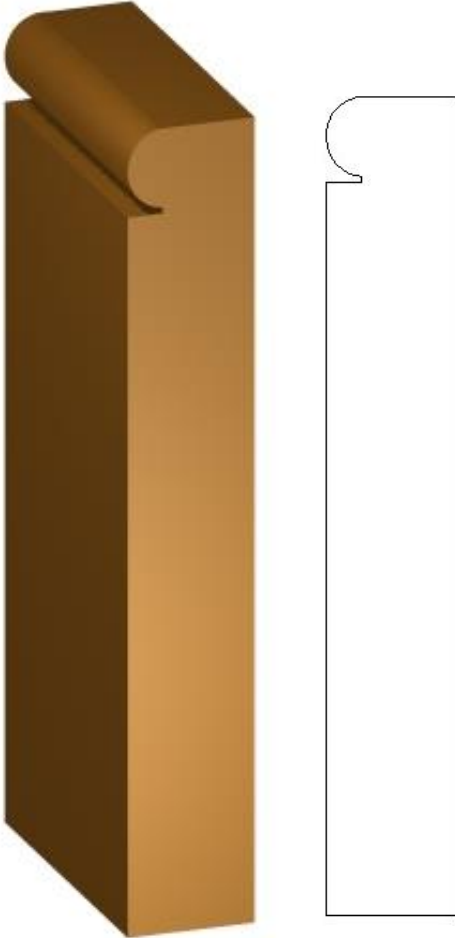


[Back to Casings](#)

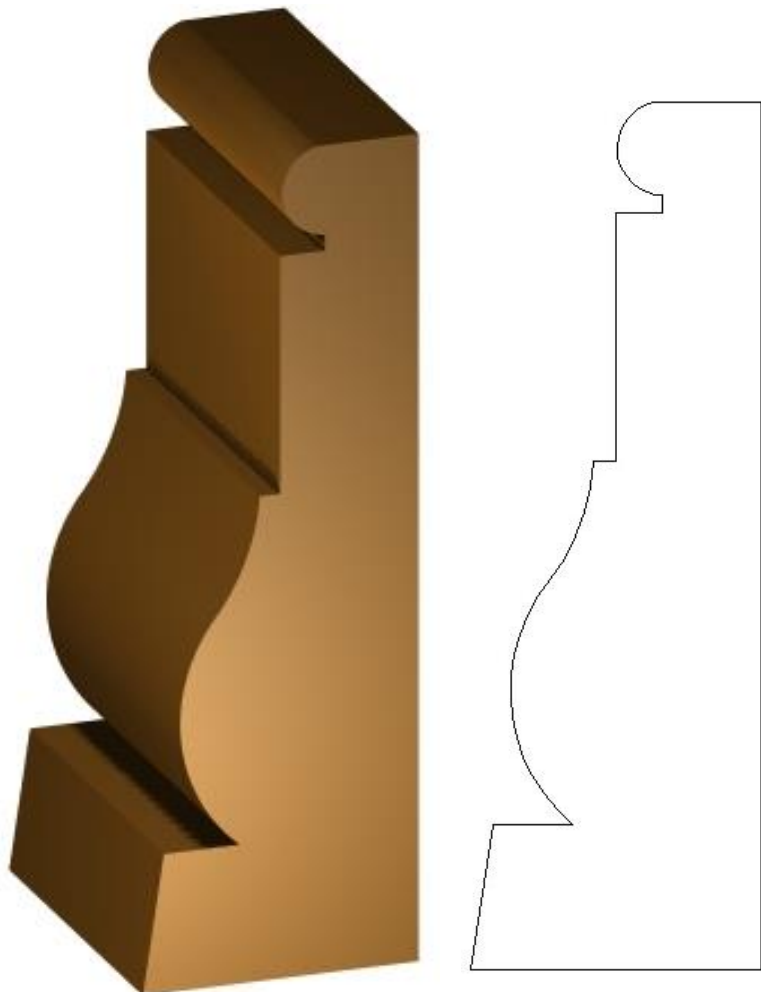


"A Fine Tradition In Wood"

HHCA327 Casing
3/4" x 4 3/4"



HHCA328 Casing
1 1/2" x 4 1/2"

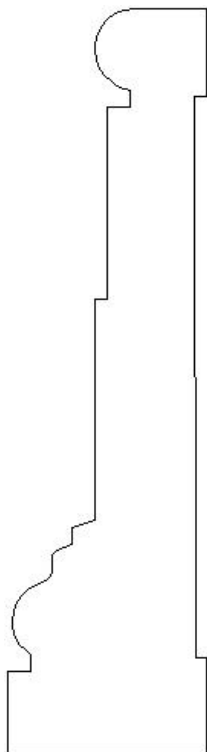



[Back to Casings](#)

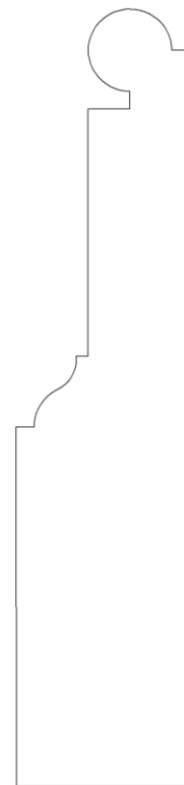


"A Fine Tradition In Wood"

HHCA215 Casing
1 1/16" x 4"




HHCA304 Casing
15/16" x 4 1/8"

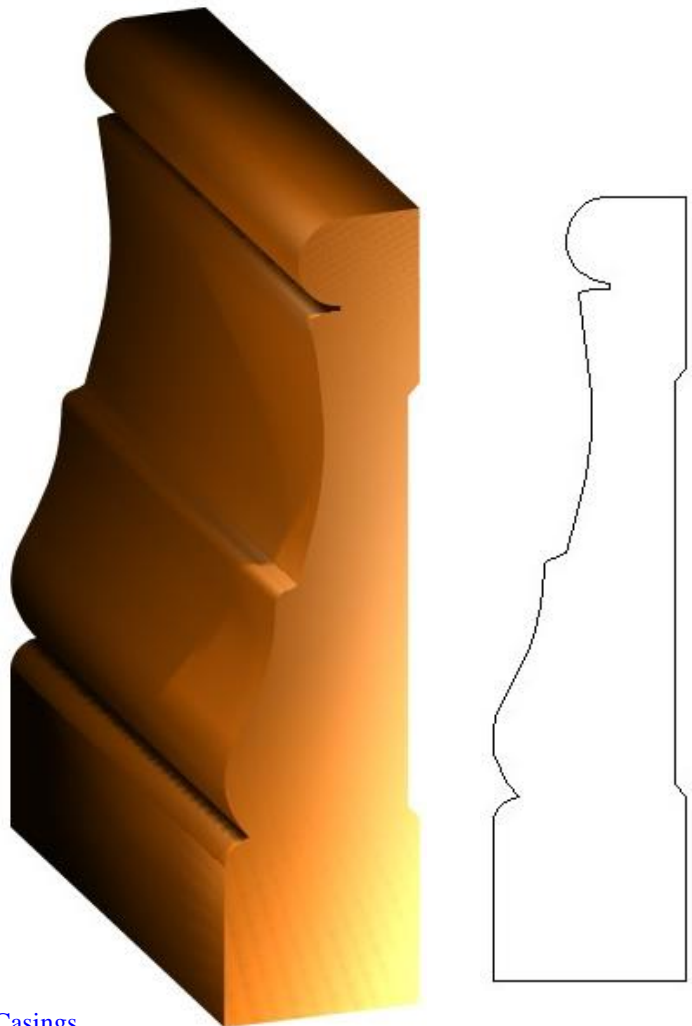


[Back to Casings](#)

HHCA271 McMillen's Crim Casing
1" x 4"

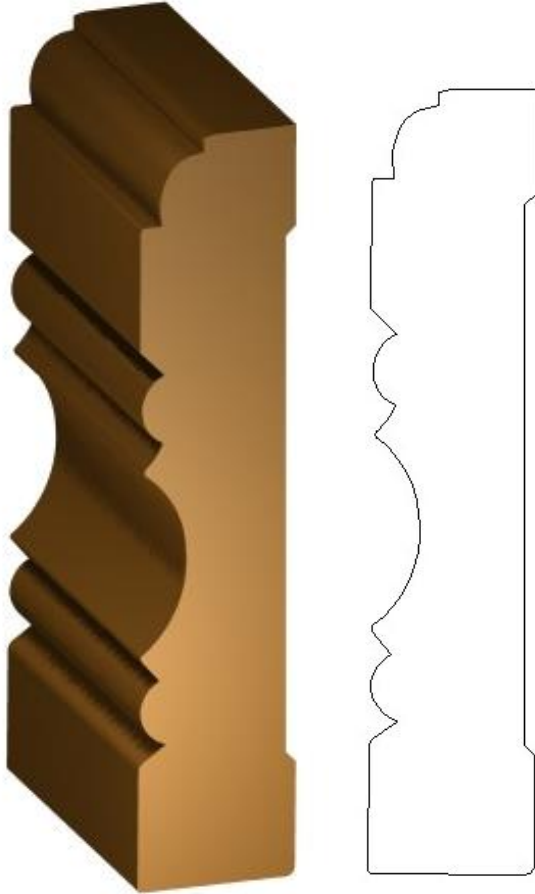


HHCA269 Casing
1 1/16" x 4 1/16"

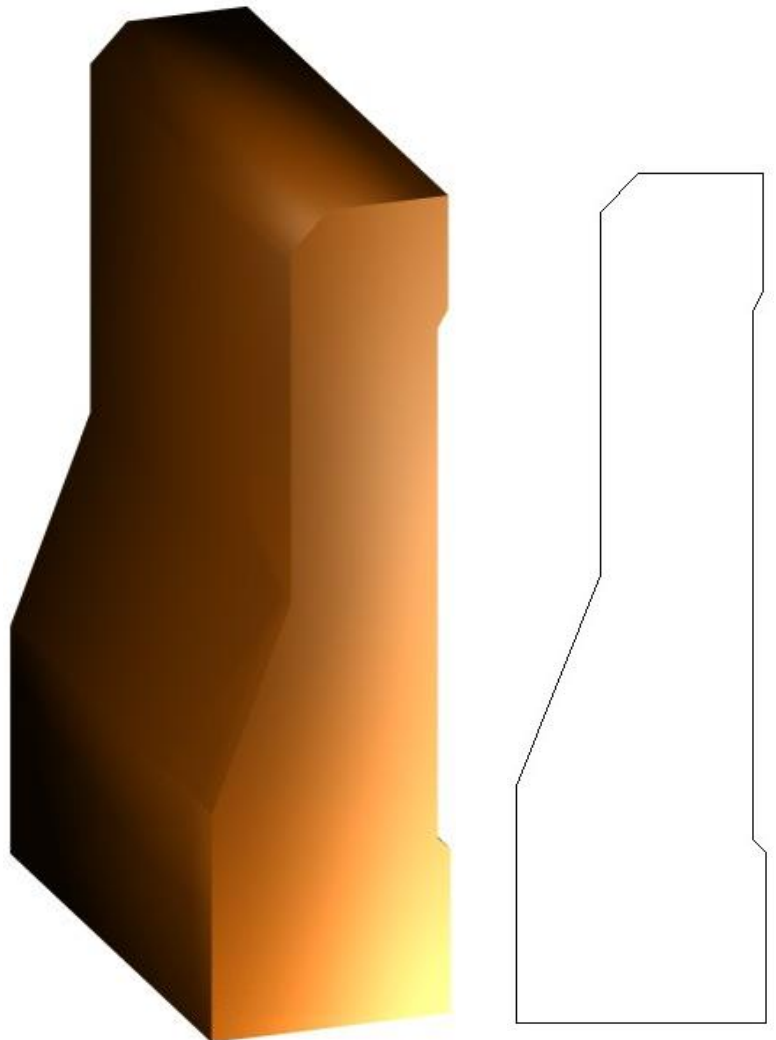


[Back to Casings](#)

HHCA204 Hoffman Construction Casing
7/8" x 4 3/16"




HHCA222 Haven Homes Casing
1 3/16" x 4 1/2"

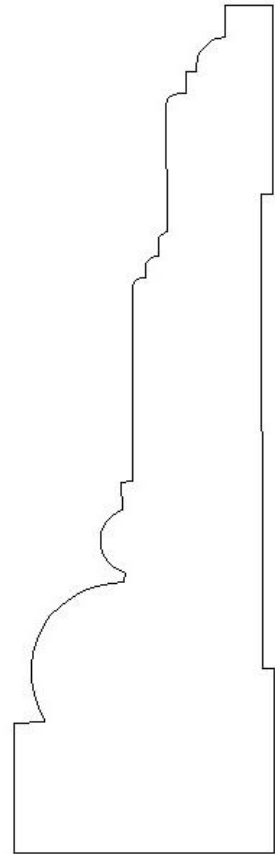



[Back to Casings](#)

HHCA228 Farinelli Daily Casing
1" x 4 1/2"

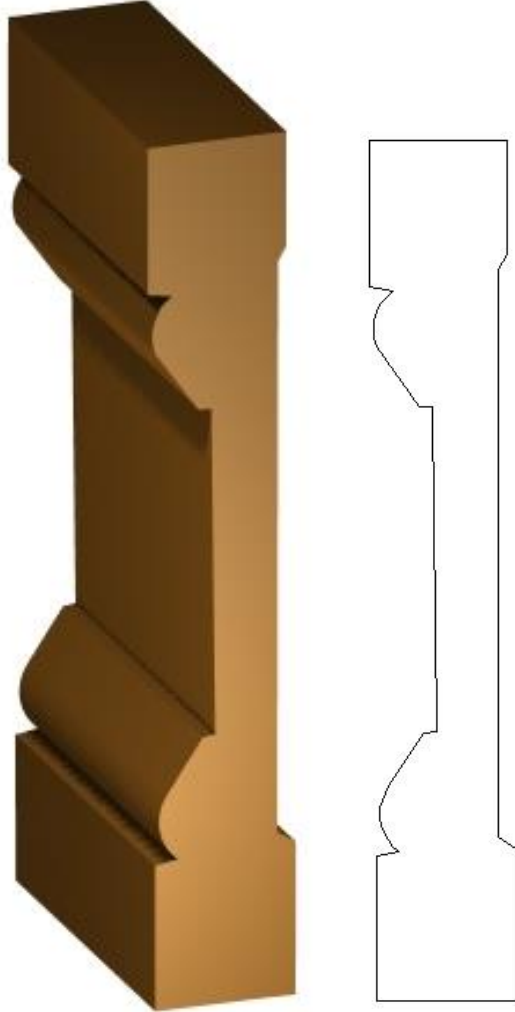


HHCA240 Casing
1 1/4" x 4 1/2"

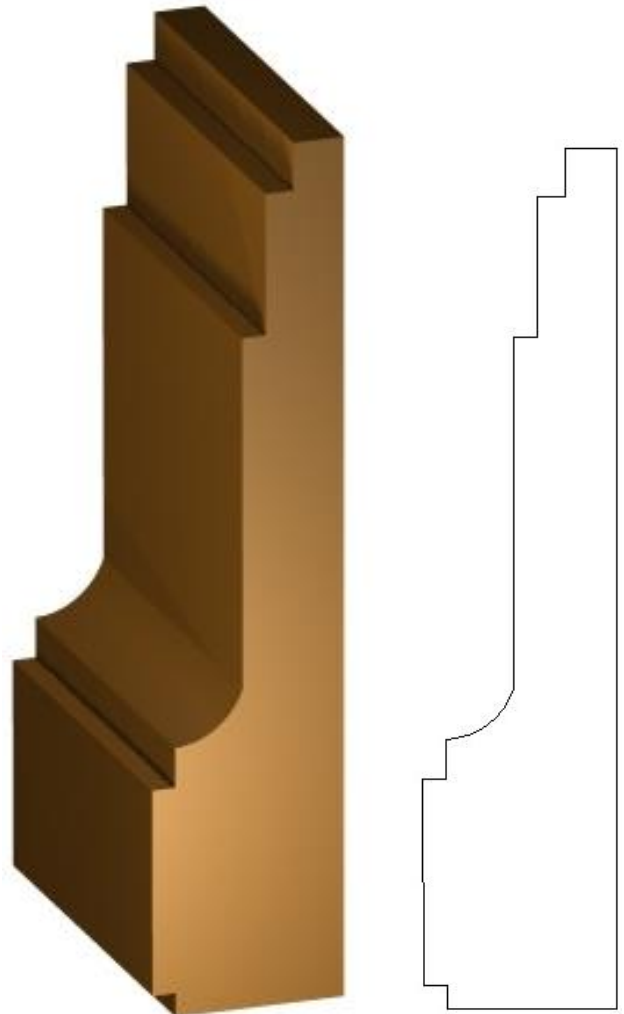


[Back to Casings](#)

HHCA267 Driscoll Casing
3/4" x 4 1/2"

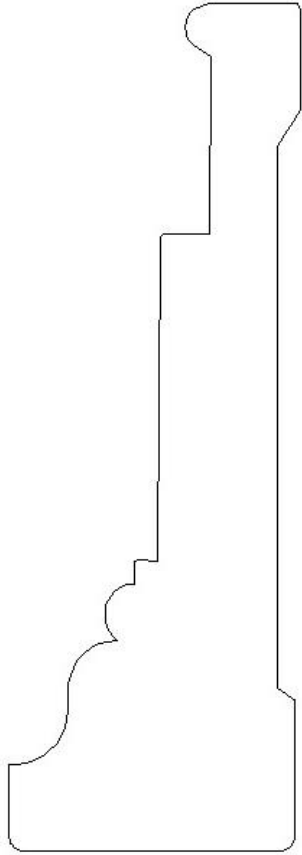



HHCA279 Casing
1" x 4 1/2"





[Back to Casings](#)

HHCA218 Haven Casing
1 1/2" x 4 1/2"




HHCA252 Brundoe Casing
1 1/8" x 4 1/2"

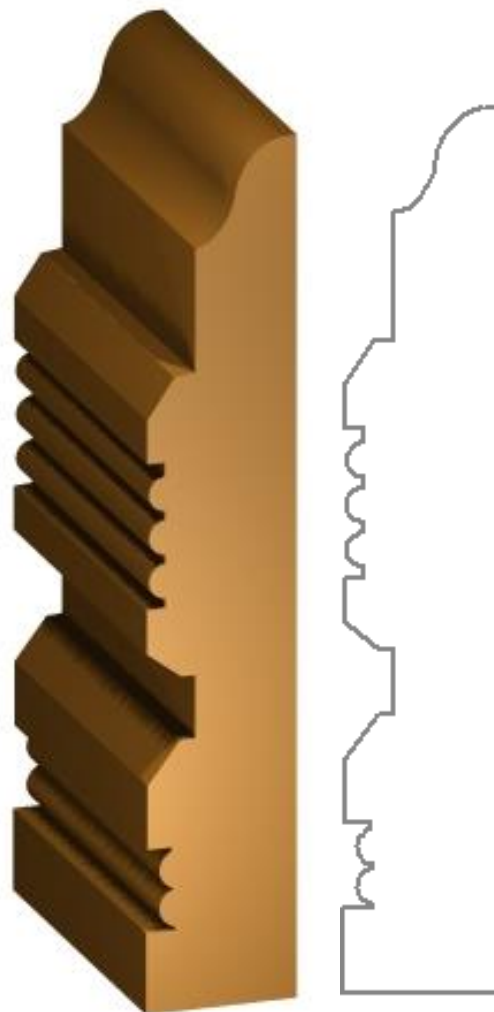


[Back to Casings](#)

HHCA233 Diehl Miller Casing
1 1/2" x 4 1/2"




HHCA235 Morrill Casing
3/4" x 4 3/4"

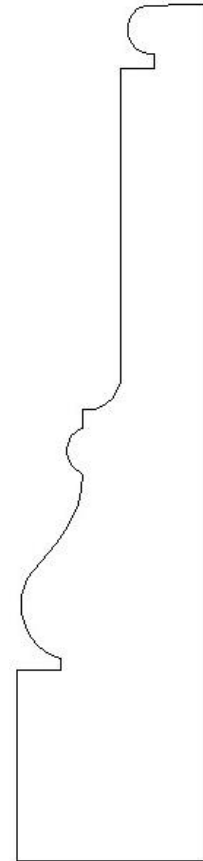


[Back to Casings](#)

HHCA280 Casing
1 1/4" x 4 1/2"



HHCA284 SU-1 Casing
1" x 4 1/2"

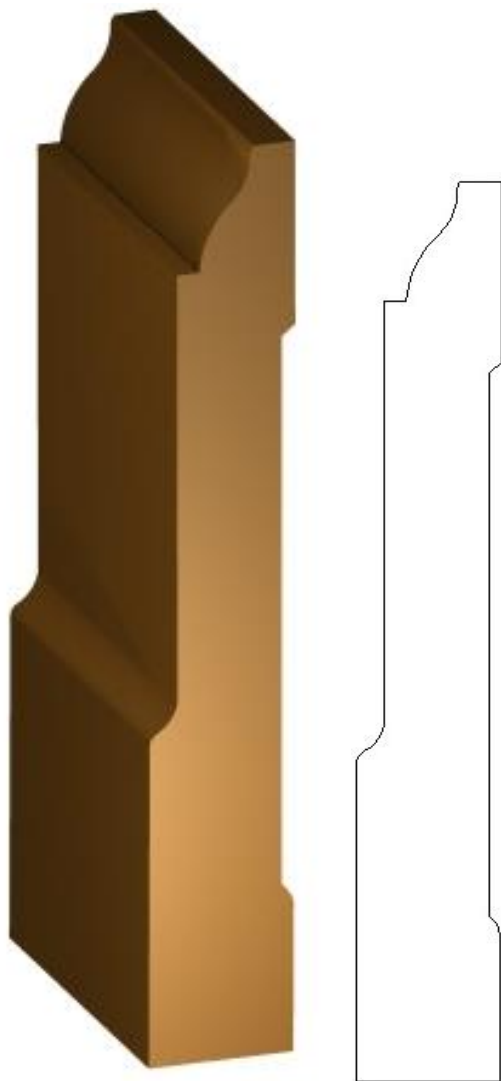


[Back to Casings](#)

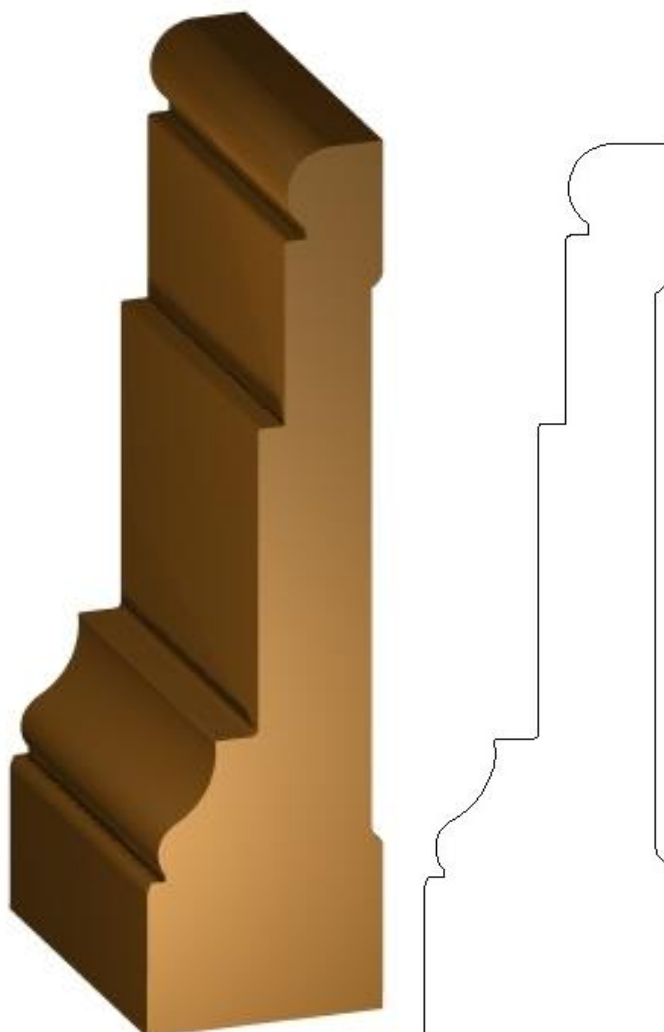


"A Fine Tradition In Wood"

HHCA203 Ed Woodling Casing
3/4" x 4 3/4"




HHCA201 Haven Casing
1 1/4" x 4 5/8"

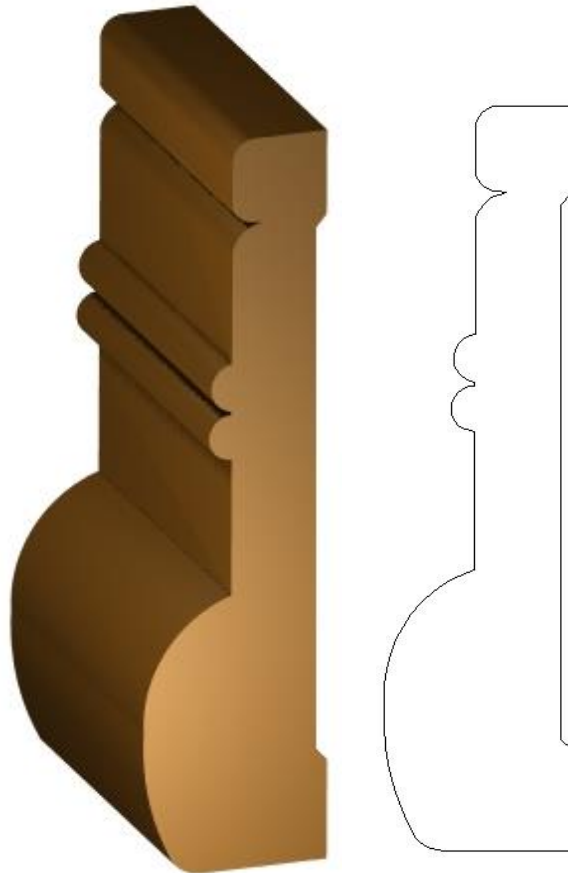


[Back to Casings](#)

HHCA242 Varner Casing
1 1/16" x 4"

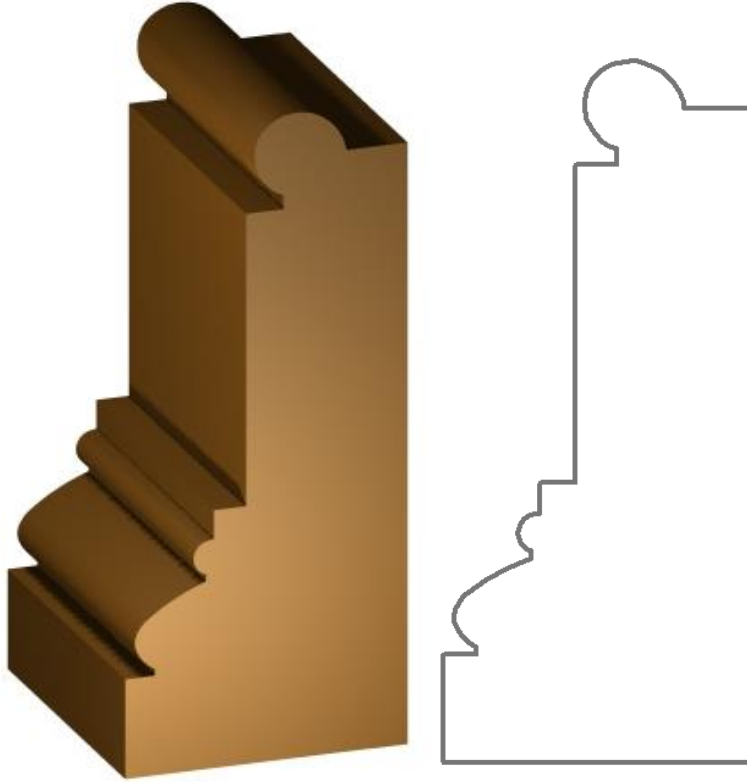


HHCA261 Irvine Casing
1" x 4"

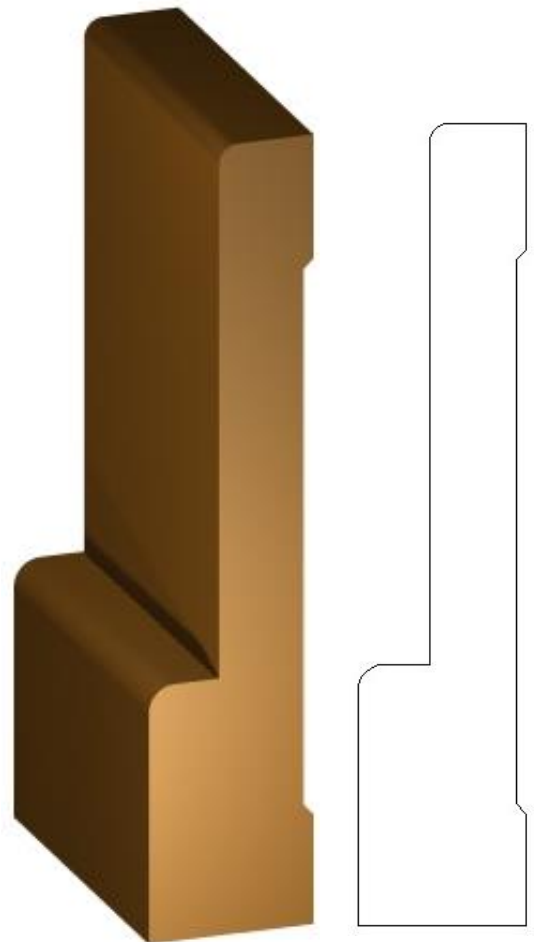


[Back to Casings](#)

HHCA270 Felmlee Casing
1 3/4" x 4"



HHCA291 Farinelli Jackson Casing
7/8" x 4 1/4"

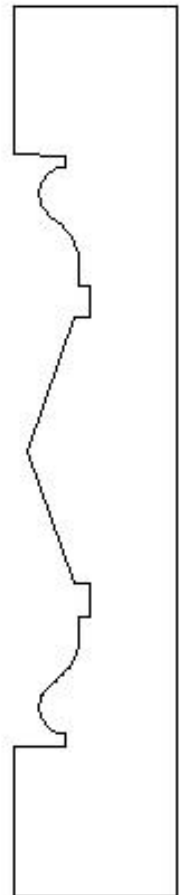


[Back to Casings](#)

HHCA337 Bauman Casing
7/8" x 4 1/2"





HHCA345 Casing
7/8" x 4 3/4"




[Back to Casings](#)

HHCA343 Sub-Casing
1" x 4 3/4"

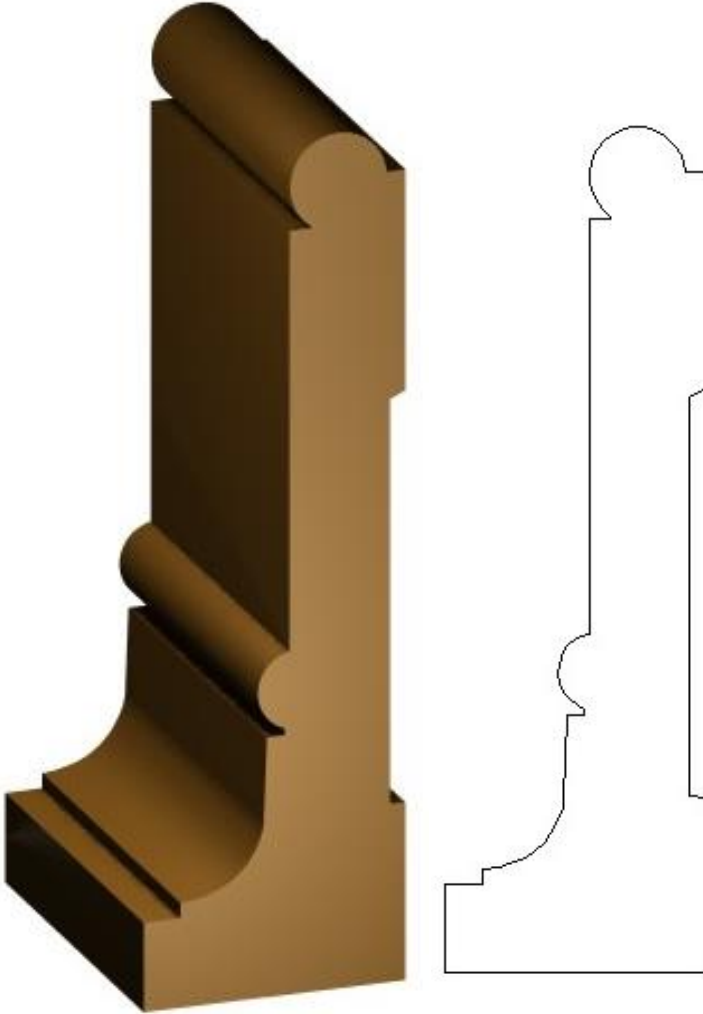


HHCA347 Casing
1" x 4 1/2"

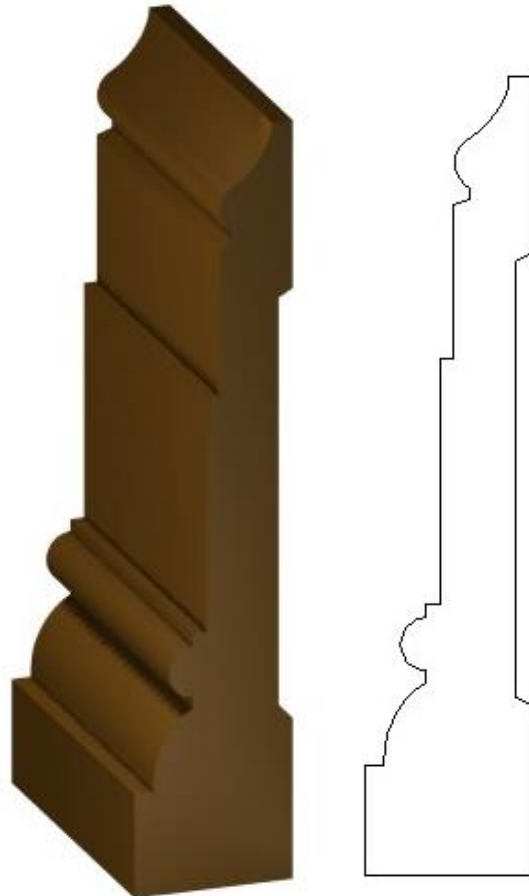


[Back to Casings](#)

HHCA379 Casing
1 3/8" x 4 1/2"

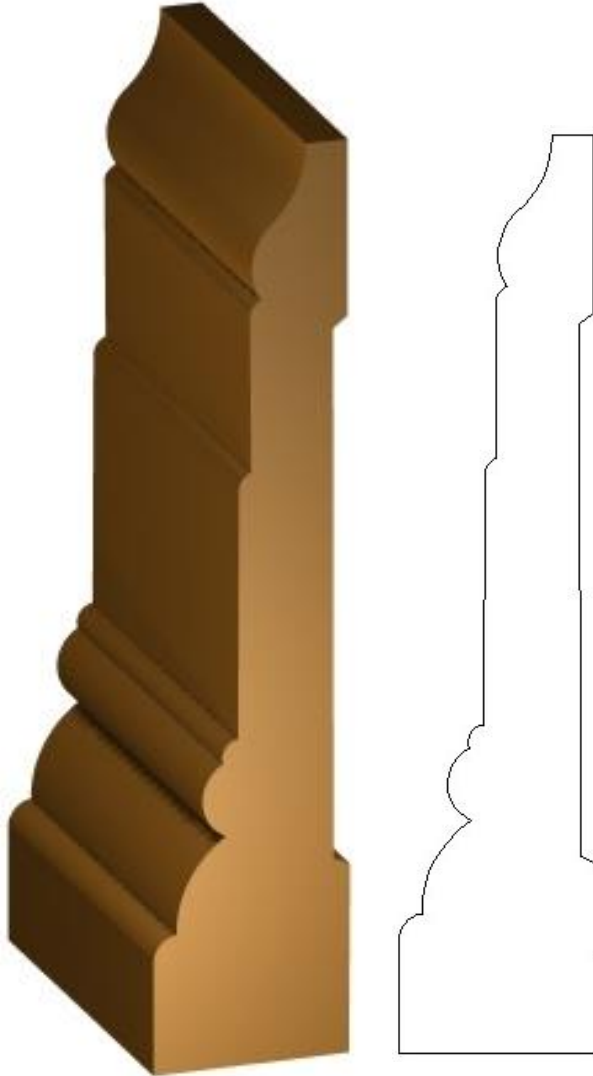


HHCA387 Fox Hall Casing
15/16" x 4 1/2"




[Back to Casings](#)

HHCA234 Heritage Abel Casing
1" x 4 7/8"




HHCA260 Beaver Casing
1" x 4 7/8"




[Back to Casings](#)

HH217E Early American Extended Casing
1 1/8" x 4"



HH217EE Early American Extended Casing
1 1/4" x 5" (Shown)
HH217FF Early American Extended Casing
1 1/16" x 5"



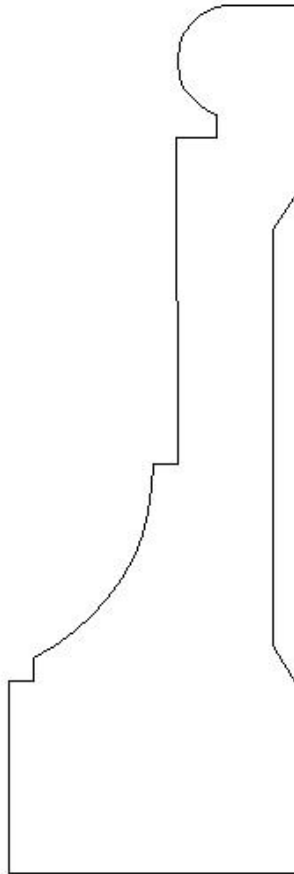
[Back to Casings](#)

HHCA307 Potomac Casing

1 1/2" x 4 1/2" (Shown)

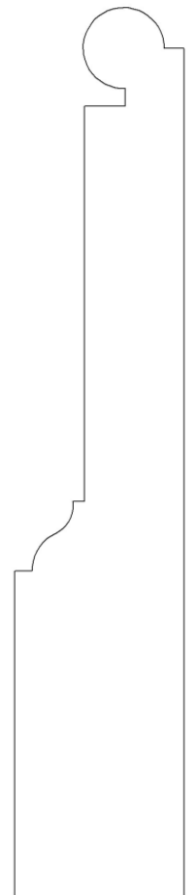
HHCA307E Potomac Casing

1 1/2" x 6 1/2"



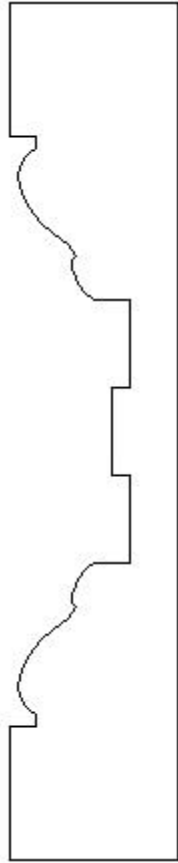
HHCA306 Casing

15/16" x 4 25/32"




[Back to Casings](#)

HHCA352 Hallowell Casing
15/16" x 4 13/16"

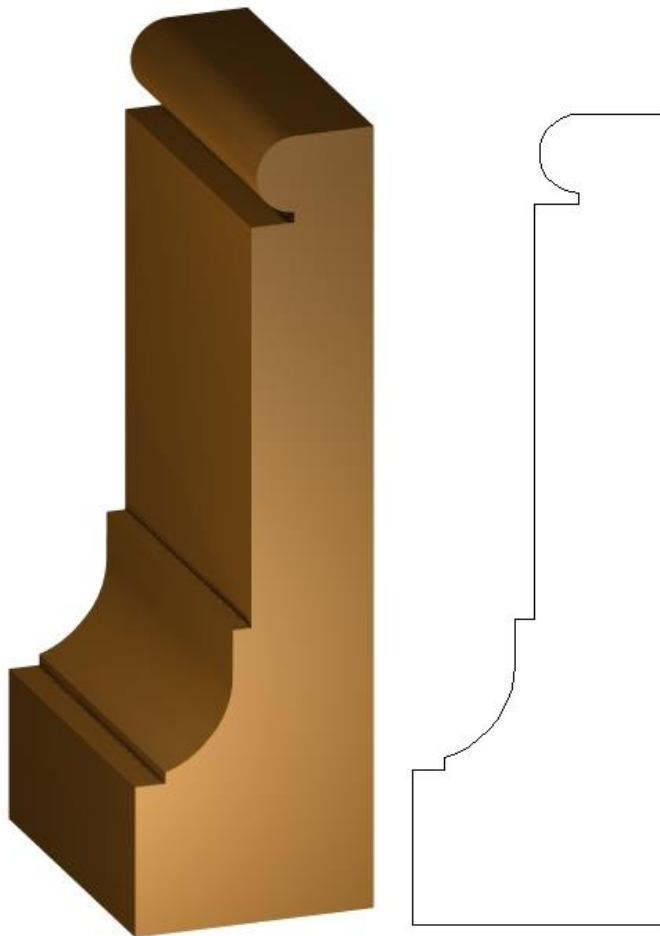


HHCA346
1 1/2" x 4 1/2"




[Back to Casings](#)

HHCA253 South Casing
1 3/8" x 4 1/2"

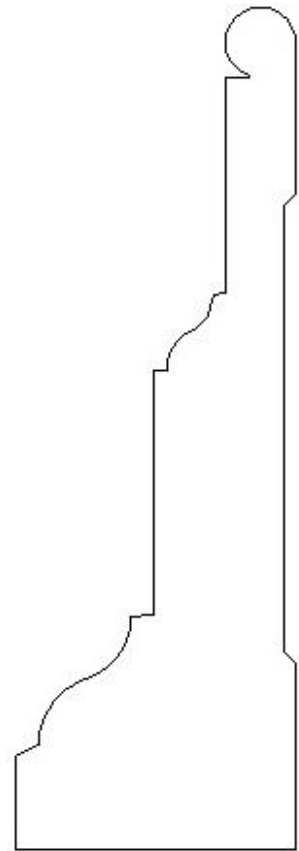


[Back to Casing](#)

HHCA357 Posner Casing
1 3/8" x 4 1/2"

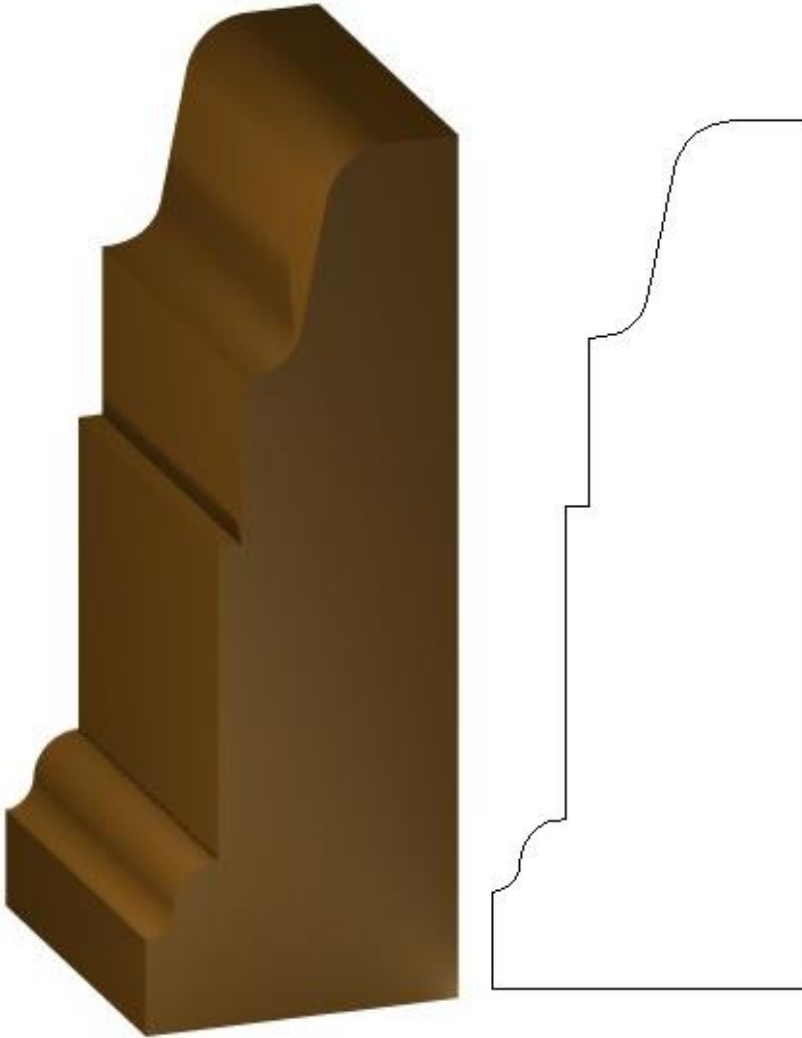


HHCA384 Casing
1 1/2" x 4 1/2"

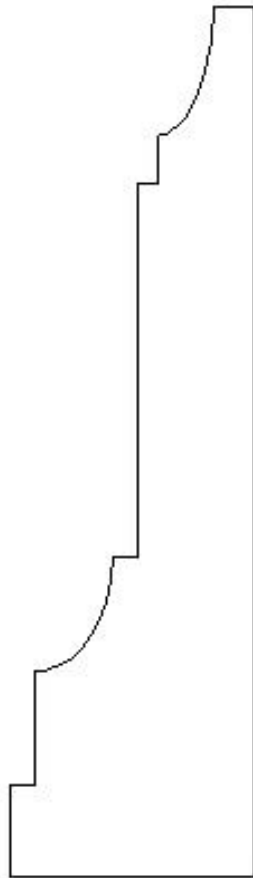


[Back to Casings](#)



HHCA376 Casing
1 5/8" x 4 1/2"



HHCA338 Casing
1 3/16" x 4 1/4"




HHCA303 Mission Casing 2
3/4" x 5"





[Back to Casings](#)


HHCA293 Annapolis Profile F Casing
1 1/8" x 5"



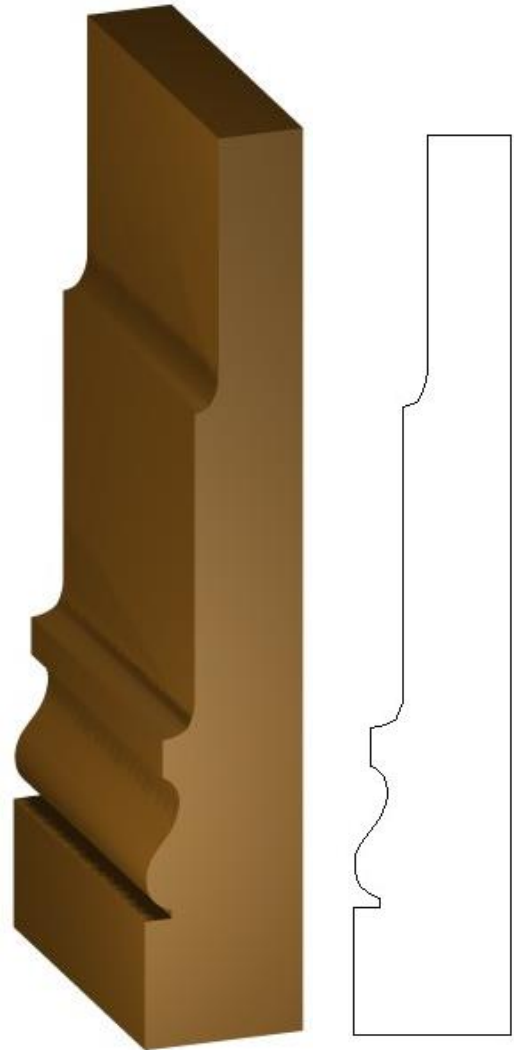
HHCA294 Annapolis Profile H Casing
1" x 5"



HHCA372 Casing
13/16" x 5"



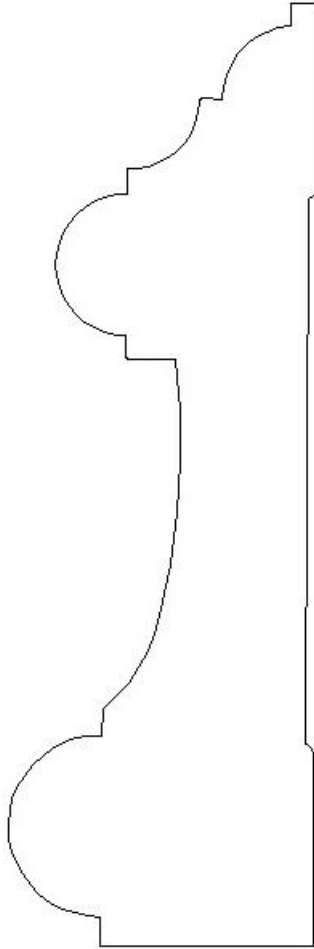
HHCA382 Casing
7/8" x 5"






"A Fine Tradition In Wood"

HHCA206 Walborn Casing
1 5/8" x 5"

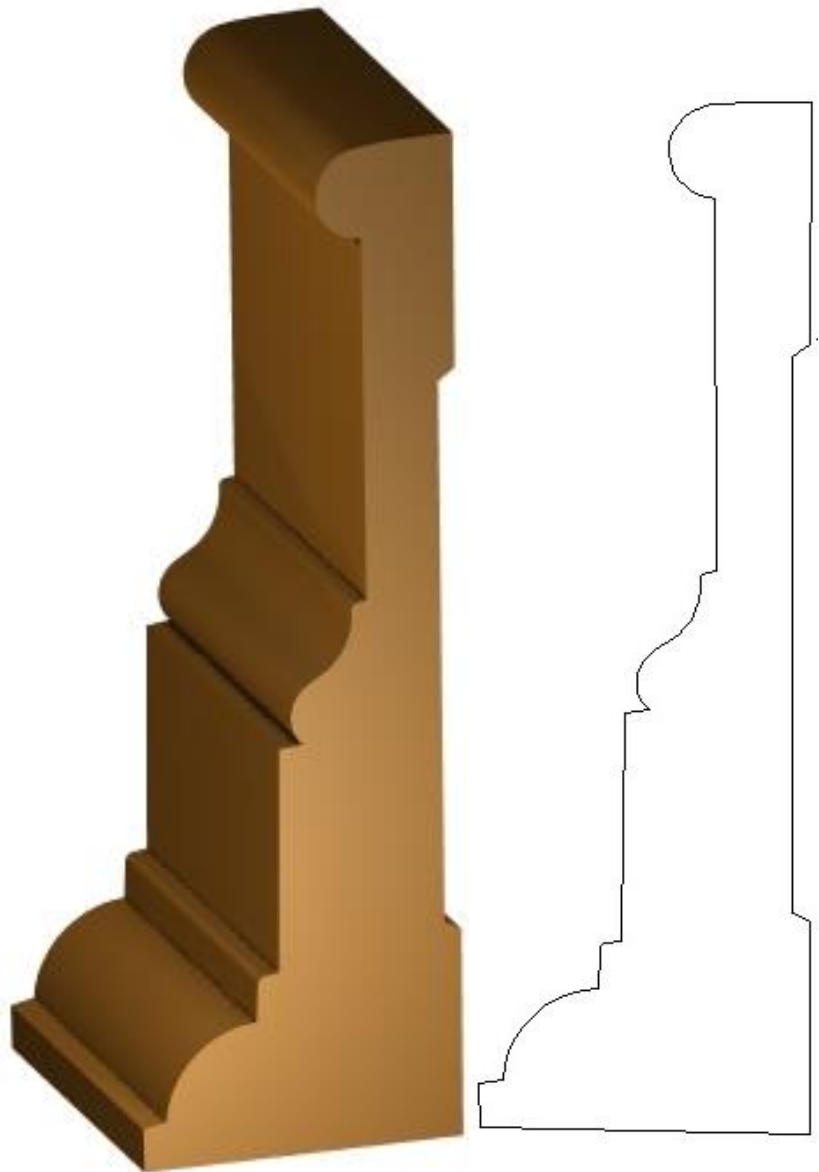


[Back to Casings](#)

HHCA209 Pugliese Casing
1" x 5 1/4"



HHCA219 Aronson Casing
1 3/4" x 5 1/2"

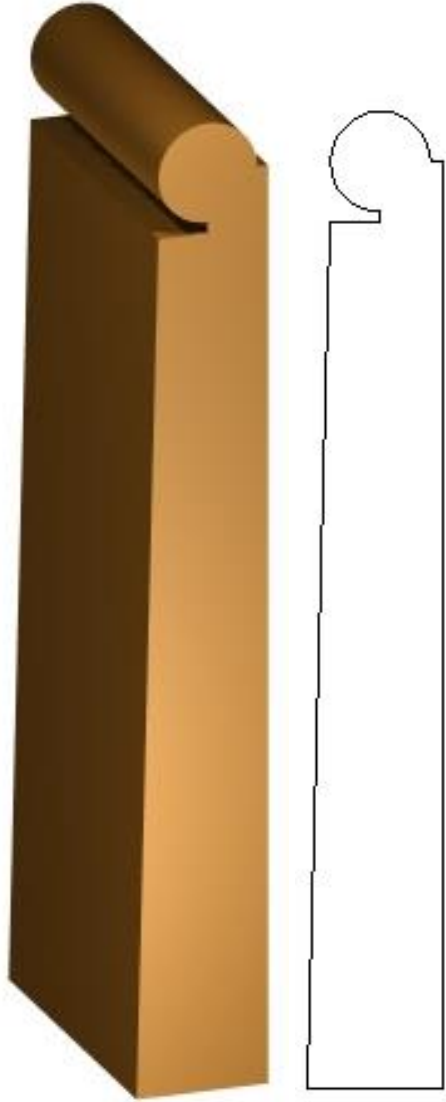


[Back to Casings](#)

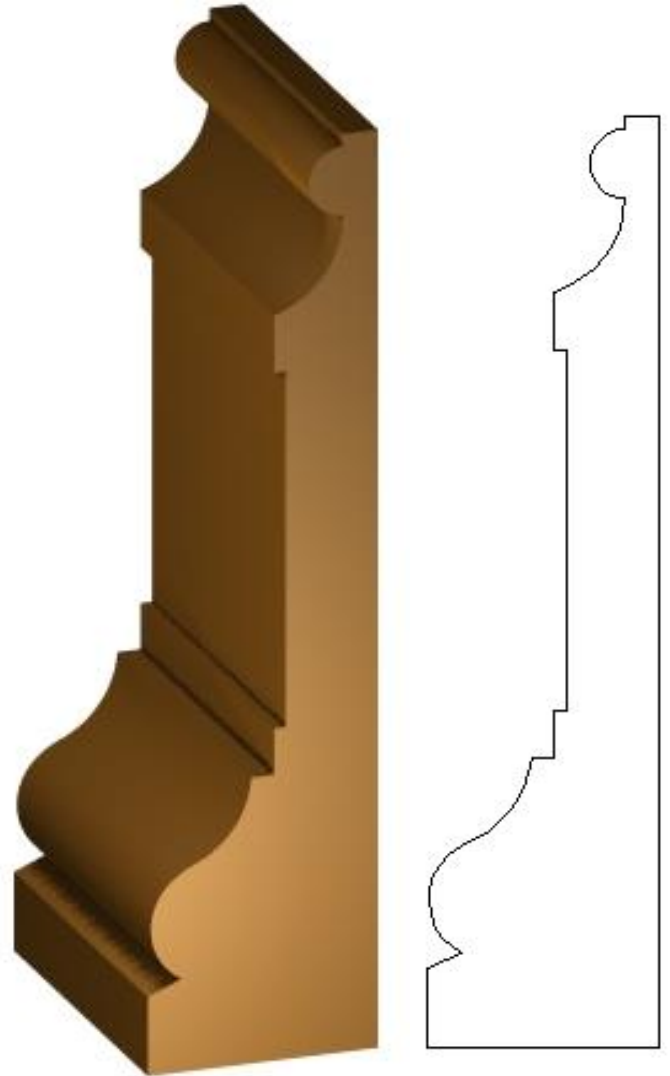


"A Fine Tradition In Wood"

HHCA323 Casing
3/4" x 5 1/2"





HHCA365 Casing
1 5/16" x 5"





[Back to Casings](#)

HHCA283 Casing
1 3/4" x 5 1/2"

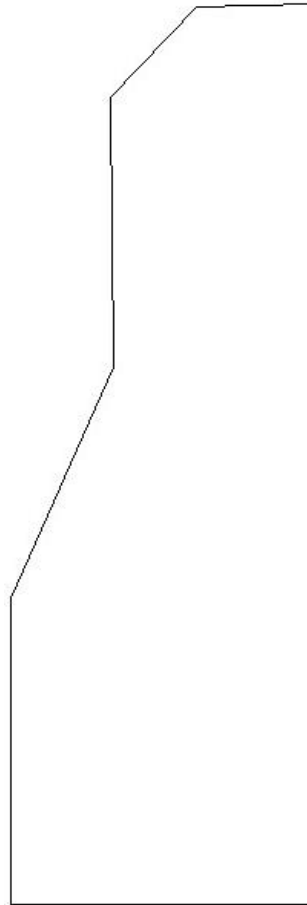


[Back to Casings](#)

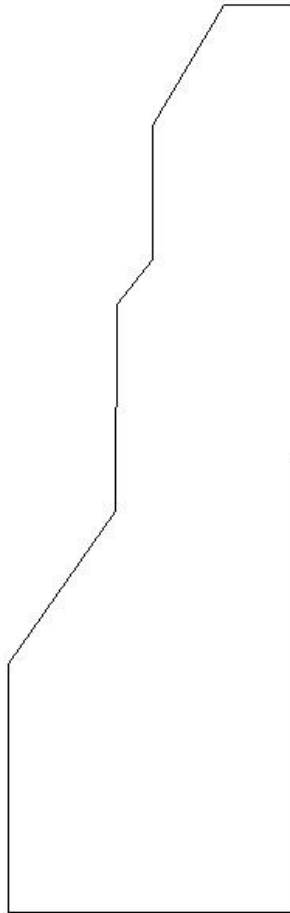
HHCA380 Plinthe
1 1/2" x 4 5/8"



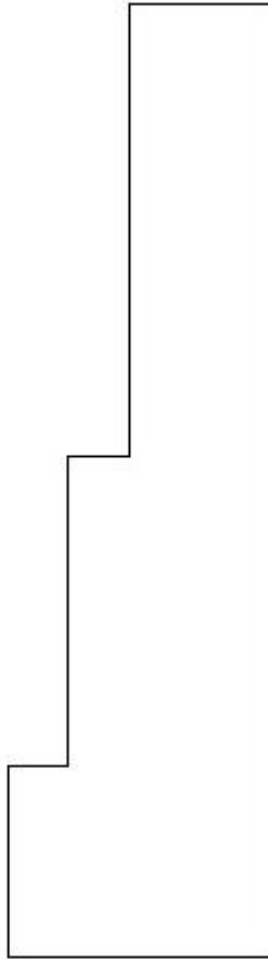
HHCA264 Plinthe Block
1 9/16" x 4 3/4"



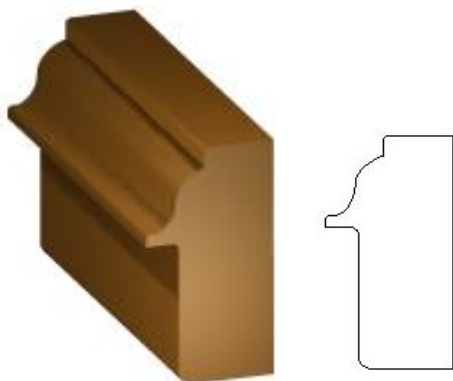
HHCA250 Plinthe Block
1 1/2" x 4 3/4"



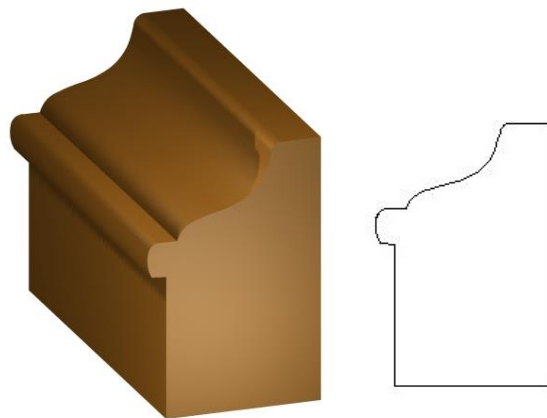
HHCA388 Architrave Casing
1 3/8" x 5"



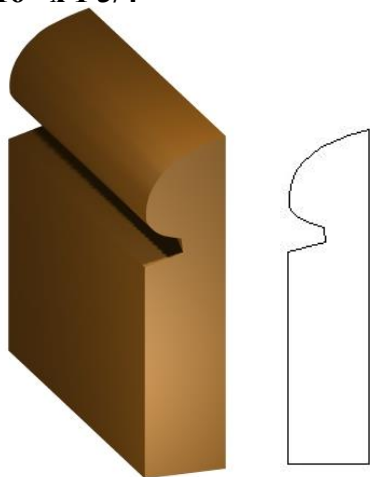
HHCA210 Deshmuck Back Band
 3/4" x 1 1/4"




HHCA202 Ed Woodling Back Band
 15/16" x 1 3/8"



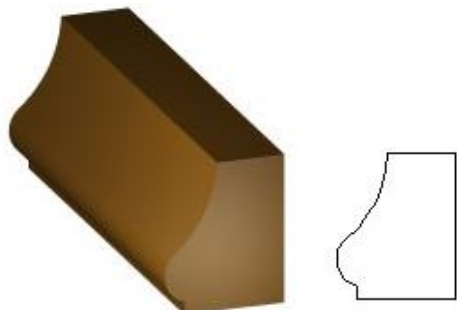
HHCA241 Artistech Back Band
 7/16" x 1 3/4"



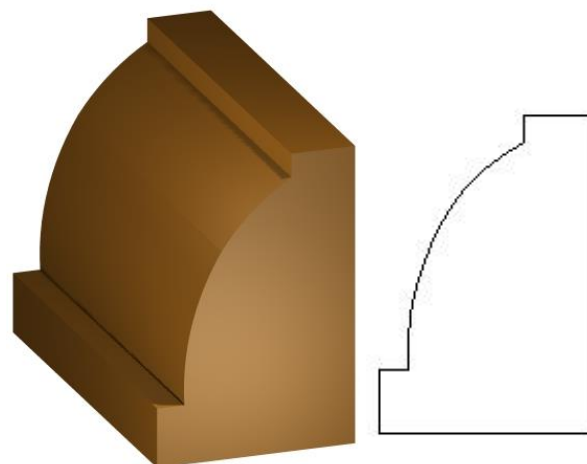
HHCA249 Kirchoff Backband
 15/16" x 1 1/2"



HHCA375 Ogee Casing Cap
 9/16" x 11/16"

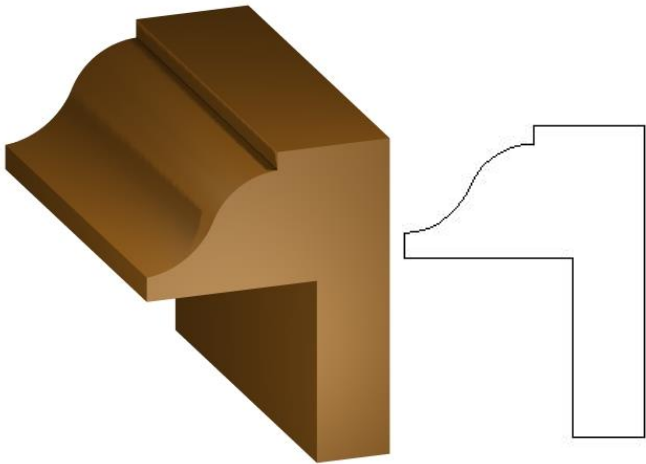


HHCA331 Dame Backband
 1" x 1 1/2"




[Back to Casings](#)

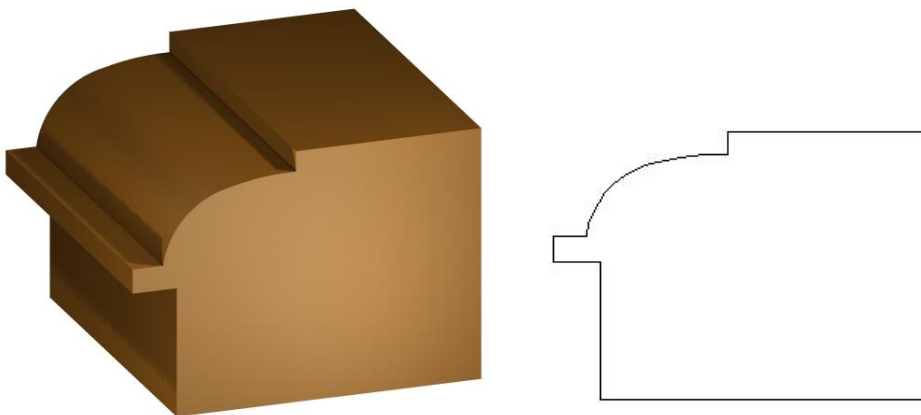
HHCA305 Backband
1 1/4" x 1 5/8"



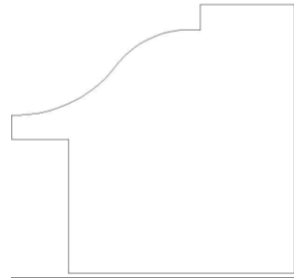

HHCA393 Backband (WM281)
1 1/16" x 1 1/8"



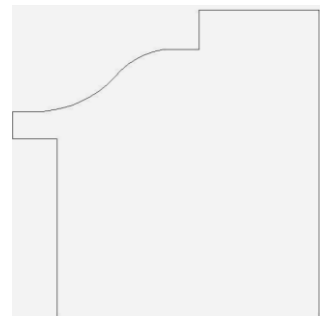

HHCA308 Backband
1 7/16" x 2"



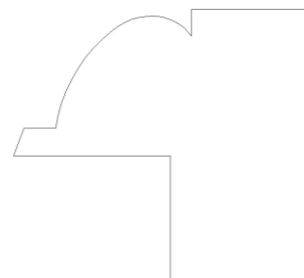

HHCA311 Backband
1 5/16" x 1 1/4"



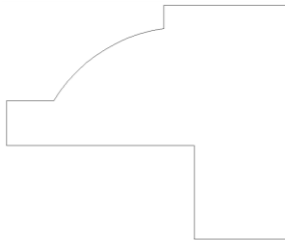

HHCA313 Backband
1 3/4" x 1 3/4"



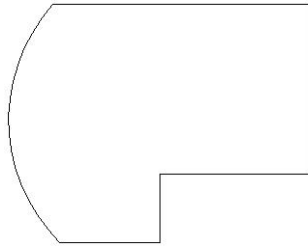

HHCA317 Backband
1 5/8" x 1 3/4"



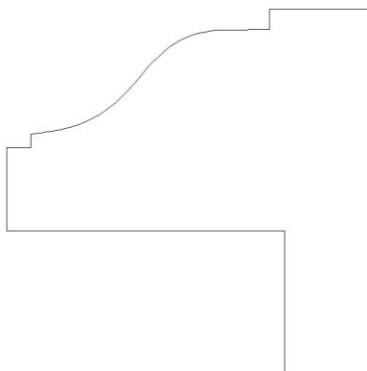

HHCA330 Backband
1 1/4" x 1 1/2"



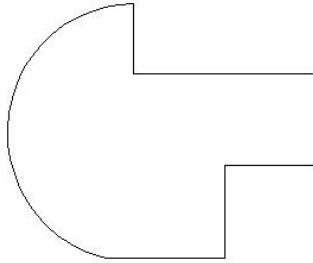

HHCA355 Backband
1 3/8" x 1 3/4"



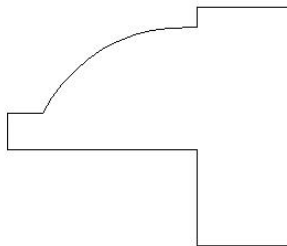

HHCA335 Waple Backband
1 15/16" x 1 15/16"



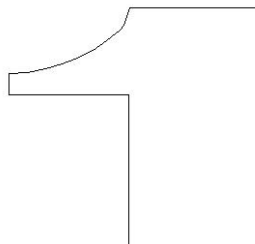
HHCA344 Backband
1 3/8" x 1 11/16"



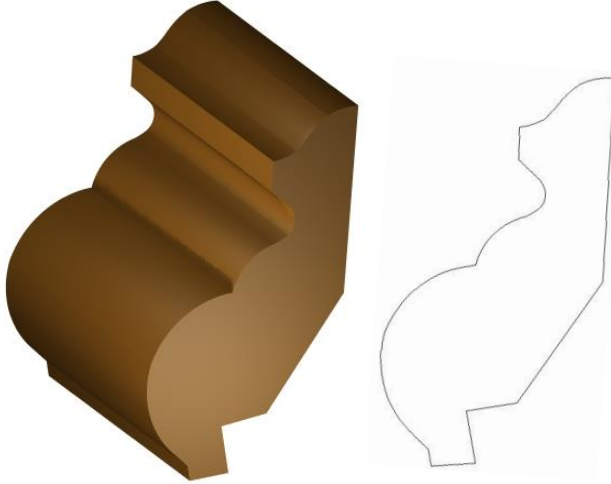
HHCA336 Backband
1 1/4" x 1 1/2"



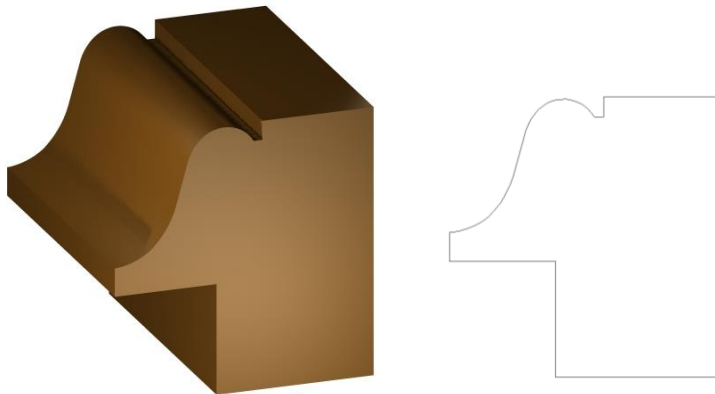
HHCA350 Backband
1 3/8" x 1 7/16"



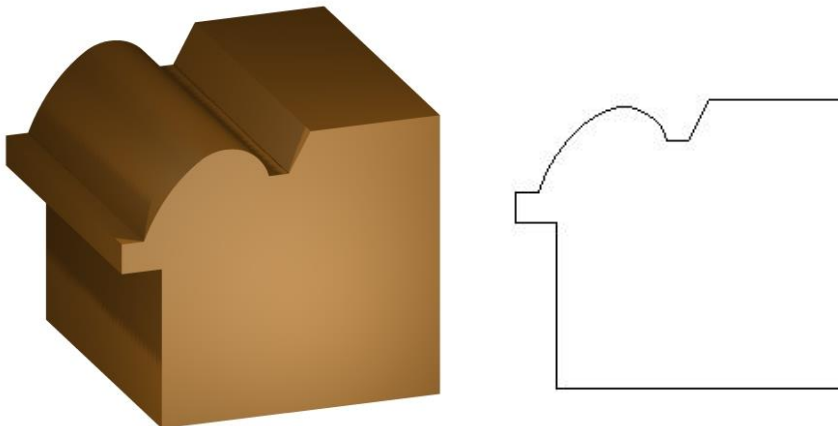
HHCA301 Columbia Backband
7/8" x 2 3/8"



HHCA315 Backband
1 13/16" x 1 3/4"

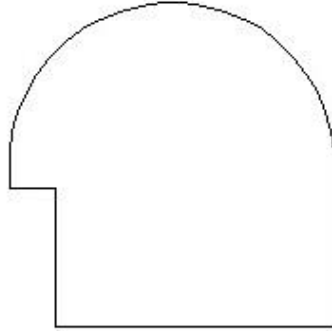


HHCA319 Lahar Backband
1 3/4" x 2"

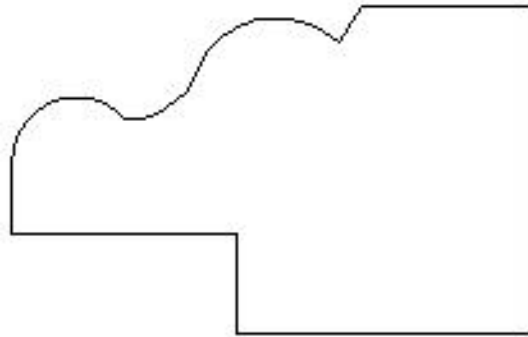


[Back to Casings](#)

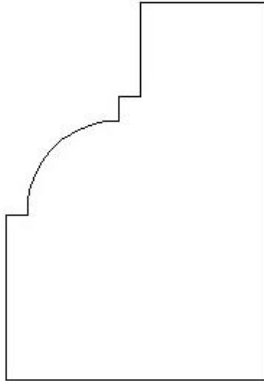

HHCA367A Backband
1 3/4" x 1 3/4"



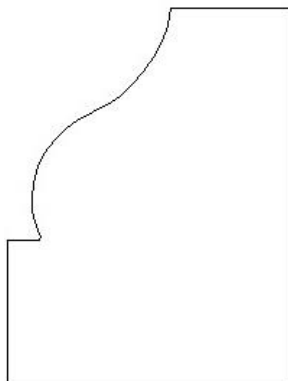

HHCA364 Waters Casing
1 13/16" x 2 7/8"



HHCA229 Farinelli Back Band
1 3/8" x 2"

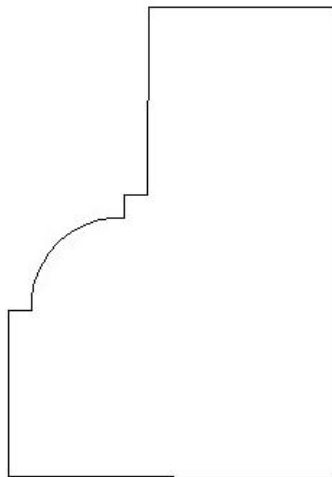



HHCA208 Walborn Back Band
1 1/2" x 2"

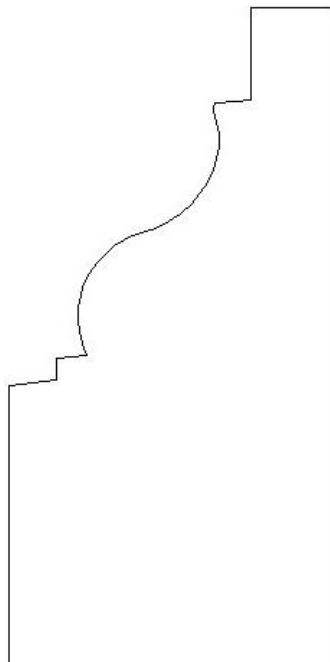


[Back to Casings](#)


HHCA226 Jackson Back Band
1 3/4" x 2 1/2"



HHCA216 Rohrer Back Band
1 3/4" x 3 1/2"




[Back to Casings](#)



HHCA224R Rod Yoder Rosette

3/4" x 4"



[Back to Casings](#)




Base Moulding

[Back to Table of Contents](#)

Base Mouldings:

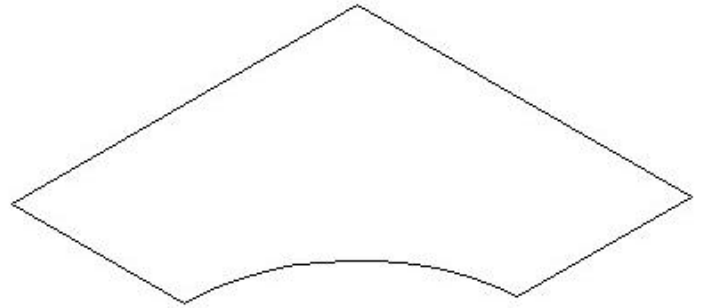
HHBA414 Corner Plinthe - 93 -	HHBA382 Base - 116 -
HHBA303 Adams Base Block - 94 -	HHBA334 Greiner Base - 117 -
HHBA342 Plinth Block - 94 -	HHBA364 South Base - 117 -
HHBA368 Plinthe Material - 95 -	HHBA307 Abrams Base - 118 -
HHBA405 Plinthe Material - 95 -	HHBA308 Neidlinger Base - 118 -
HHBA359 Plinthe Block - 96 -	HHBA410 Base - 119 -
HHBA360 Plinthe Block - 97 -	HHBA394 Base - 120 -
HHBA413 Plinthe Block Material - 98 -	HHBA397 Base - 120 -
HHBA358 Plinthe Block - 99 -	HHBA384 Base - 120 -
HHBA357 Plinthe Block - 100 -	HHBA392 Base - 121 -
HHBA335 CCD Plinth - 101 -	HHBA369 Base - 122 -
HHBA320 Restorations Base - 101 -	HHBA313 Base - 122 -
HHBA347 Wright Base - 101 -	HHBA409 Base - 123 -
HHBA376 Base - 102 -	HHBA412 Base - 123 -
HHBA367 Iola Base - 102 -	HHBA301 Ed Woodling Base - 124 -
HHBA385 Watson Base - 102 -	HHBA387 Treanor Base - 125 -
HHBA377 Base - 103 -	HHBA350 Potomac Base - 126 -
HHBA400 Pheasant Base - 103 -	HHBA386 Base - 127 -
HHBA416 Base - 104 -	HHBA322 Varner Base - 128 -
HHBA343 Base - 104 -	HHBA310 Base - 129 -
HHBA361 Dukkippatti Base - 105 -	HHBA407 Large Base - 130 -
HHBA378 Base - 105 -	
HHBA311 Beaver Base - 106 -	
HHBA349 Base - 106 -	
HHBA317 Greenwich Base - 107 -	
HHBA340 Meadowview Base - 107 -	
HHBA401Base - 108 -	
HHBA370 Base - 108 -	
HHBA406 Small Base - 109 -	
HHBA389 Base - 109 -	
HHBA309 Avis Base - 110 -	
HHBA344A Farinelli Jackson Base - 110 -	
HHBA314 Rod Yoder Base - 111 -	
HHBA331 Houtzman Base - 111 -	
HHBA380 Sub-Base - 112 -	
HHBA393 Base - 112 -	
HHBA395 Leslie Sub-Base - 113 -	
HHBA321 Base - 114 -	
HHBA333 Clites Design Sub Base - 114 -	
HHBA348 Base - 115 -	
HHBA346 Base - 115 -	
HHBA372 Base - 116 -	



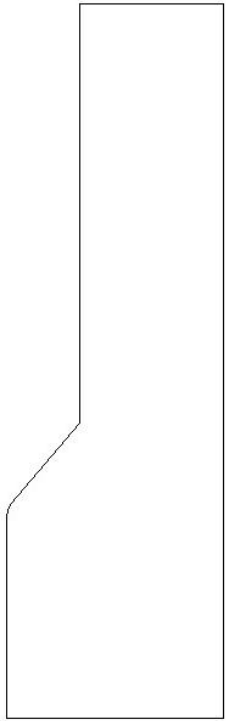
Base Caps:

- [HHBA306 Diehl Base Cap](#) - 131 -
- [HHBA316 Base Shoe](#) - 131 -
- [HHBA383 Base Shoe](#) - 131 -
- [HHBA355 Cove & Bead Base Cap](#) - 131 -
- [HHBA351 Potomac Base Shoe](#) - 131 -
- [HHBA379 Base Cap](#) - 131 -
- [HHBA391 Base Mould](#) - 131 -
- [HHBA326Base Cap](#) - 131 -
- [HHBA327 Base Shoe](#) - 132 -
- [HHBA417 Ogee Base Cap \(WM167\)](#) - 132 -
- [HHBA411 Ogee Base Cap](#) - 132 -
- [HHBA302 Base Cap w/ Bevel and Quarter-Inch Dado](#) - 133 -
- [HHBA339 Terry Smith Base Cap](#) - 133 -
- [HHBA354 Base Cap](#) - 133 -
- [HHBA161 Tanglewood Base Cap](#) - 133 -
- [HHBA403 Base Cap](#) - 133 -
- [HHBA404 Base Cap](#) - 133 -
- [HHBA365A Base Cap](#) - 133 -
- [HHBA365BExtruded Base Cap](#) - 133 -
- [HHBA332 Clites Design Base Cap](#) - 134 -
- [HHBA325 Kirchoff Base Cap](#) - 134 -
- [HHBA319 Precision Wood Base Cap](#) - 134 -
- [HH124 Base Cap](#) - 134 -
- [HHBA390 Base Cap](#) - 135 -
- [HHBA305 Deshmuck Base Cap](#) - 135 -
- [HHBA356 Base Cap](#) - 135 -
- [HHBA374 Base Cap](#) - 135 -
- [HHBA381 Base Cap](#) - 136 -
- [HHBA399 Base Cap](#) - 136 -
- [HHBA396 Leslie Base Cap](#) - 136 -
- [HHBA336 Abondanza Base Cap](#) - 136 -
- [HHBA375 Base Cap](#) - 137 -
- [HHBA312 Beaver Base Cap](#) - 137 -
- [HHBA318 Classic Base Cap](#) - 137 -
- [HHBA388 Base Cap](#) - 137 -

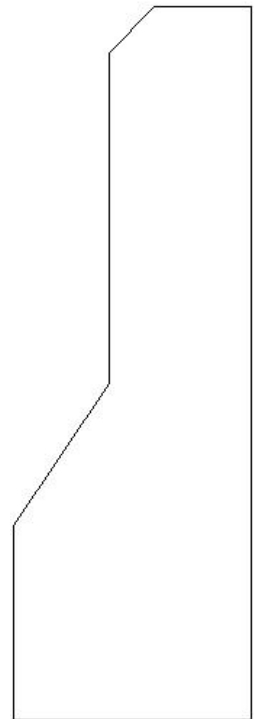
HHBA414 Corner Plinthe
1 11/16" x 1 3/4"



HHBA303 Adams Base Block
1 1/4" x 3 7/8"



HHBA342 Plinth Block
1 1/4" x 3 3/4"

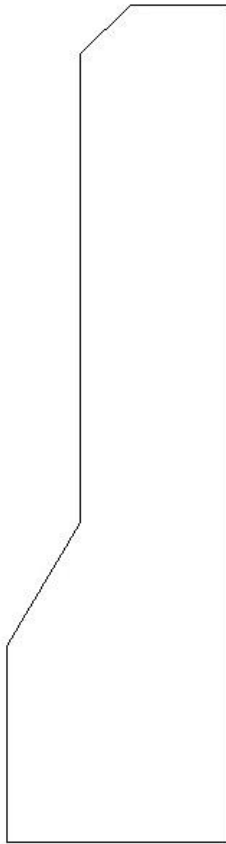


[Back to Base Mouldings](#)




"A Fine Tradition In Wood"

HHBA368 Plinthe Material
1 1/8" x 4 1/4"



HHBA405 Plinthe Material
1 1/8" x 4 3/4"




[Back to Base Mouldings](#)




"A Fine Tradition In Wood"

HHBA359 Plinthe Block
1 3/4" x 5"




[Back to Base Mouldings](#)

HHBA360 Plinthe Block
1 15/16" x 5"




[Back to Base Mouldings](#)

HHBA413 Plinthe Block Material
1 5/8" x 5 1/4"

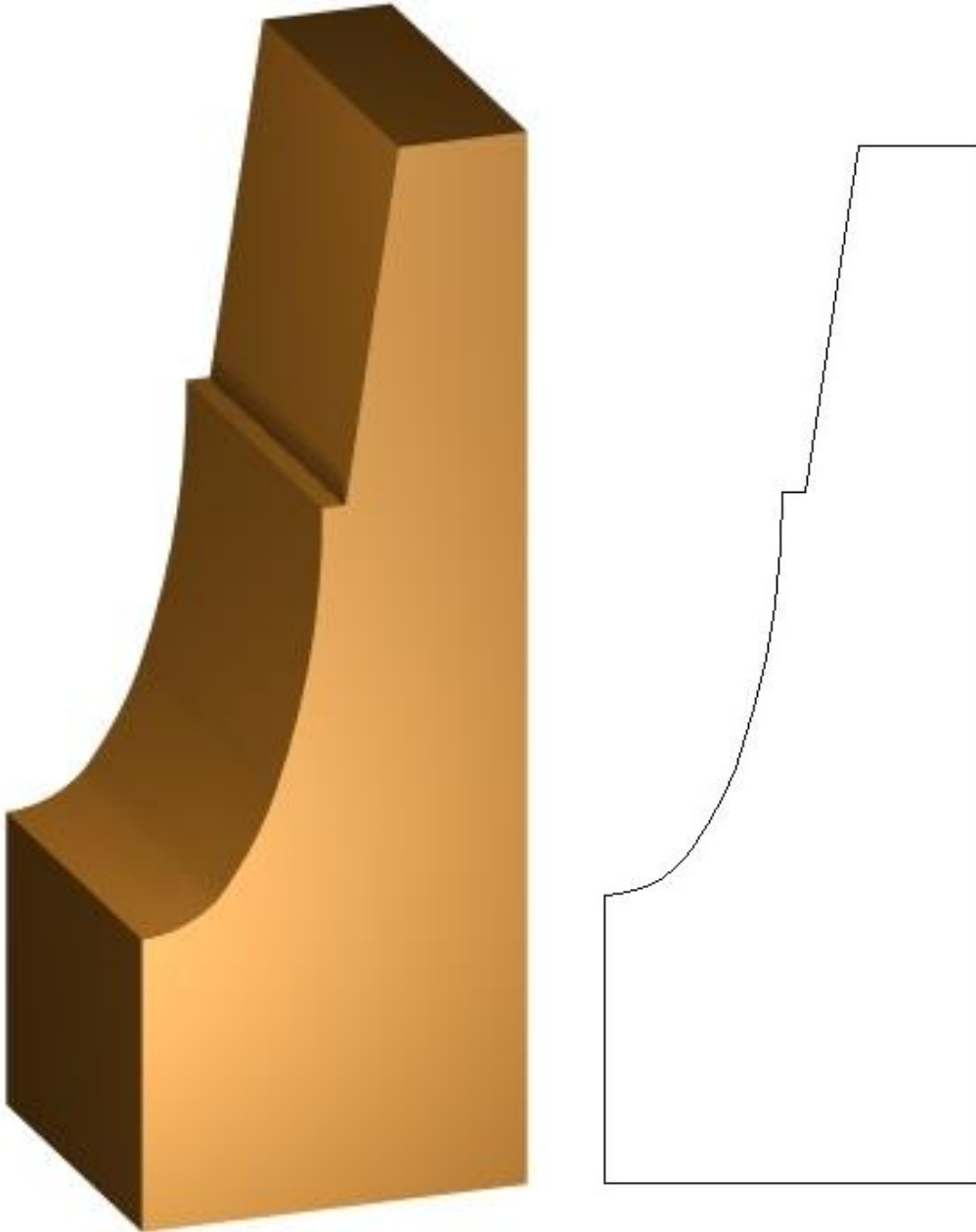


HHBA358 Plinthe Block
1 3/4" x 5 1/2"



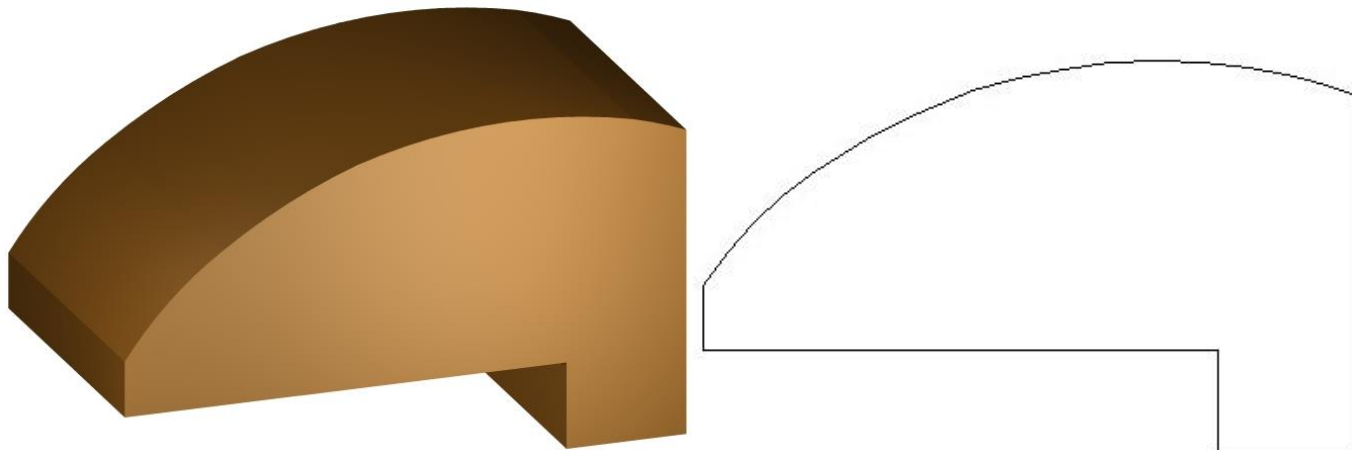
[Back to Base Mouldings](#)

HHBA357 Plinthe Block
2 1/16" x 5 5/8"

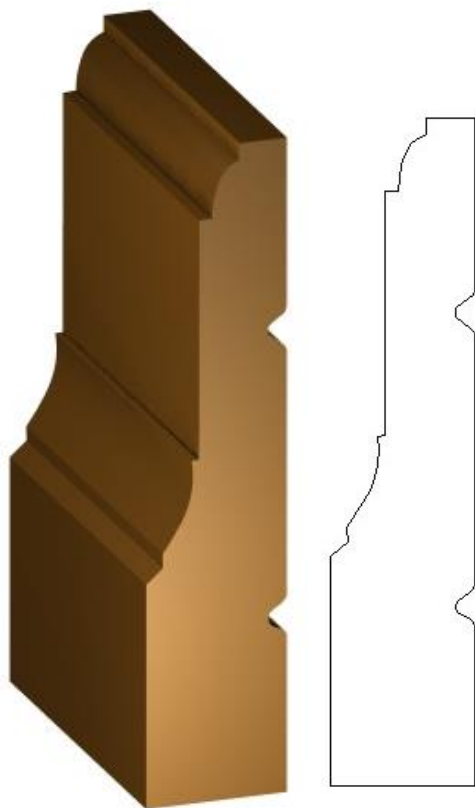


[Back to Base Mouldings](#)

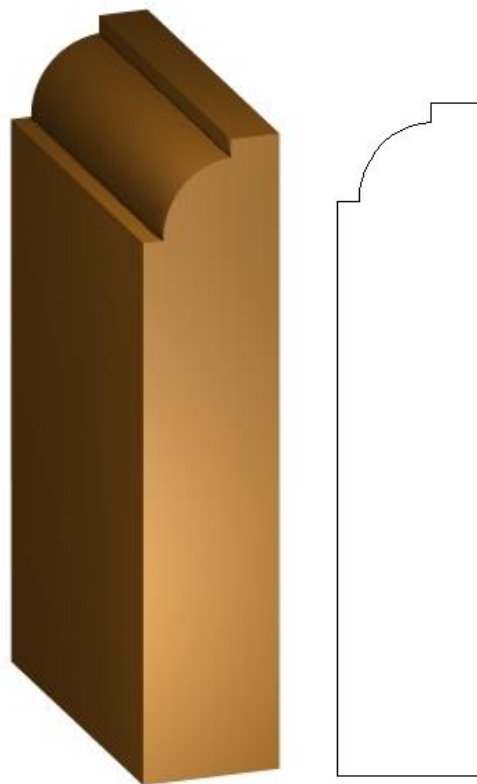
HHBA335 CCD Plinth
2" x 3 1/2"



HHBA320 Restorations Base
3/4" x 3 1/2"

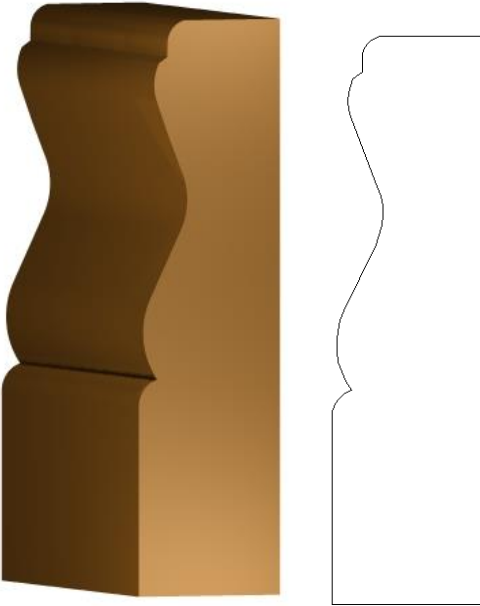


HHBA347 Wright Base
3/4" x 3 1/2"

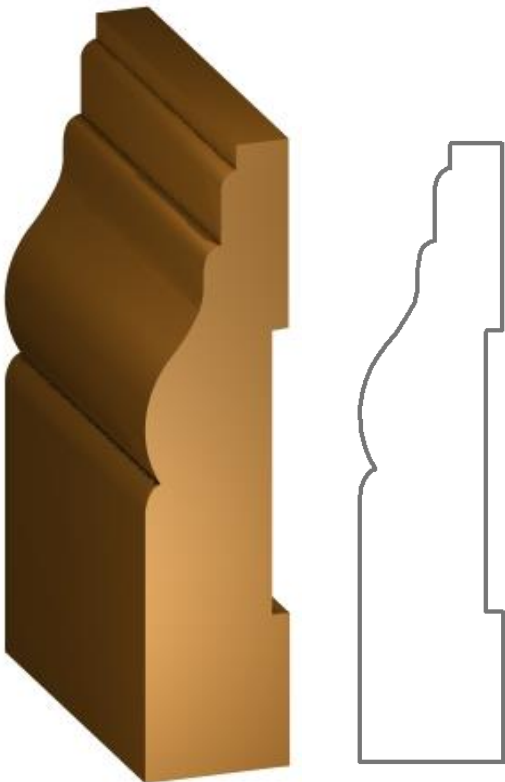


[Back to Base Mouldings](#)


HHBA376 Base
3/4" x 2 7/8"



HHBA367 Iola Base
3/4" x 3 1/4"

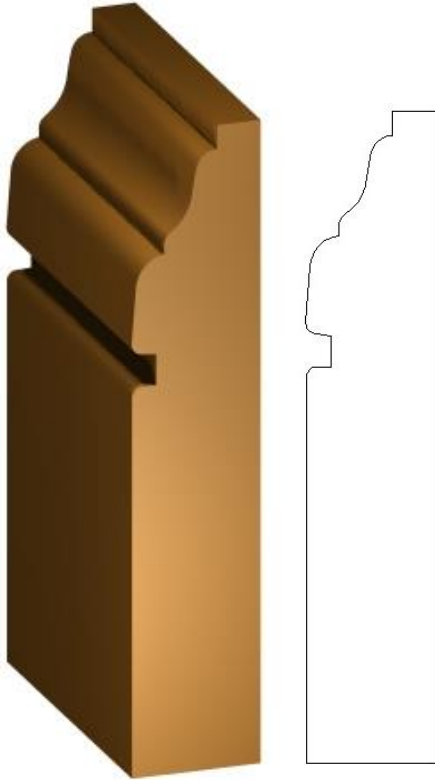


HHBA385 Watson Base
5/8" x 3 1/4"




[Back to Base Mouldings](#)

HHBA377 Base
3/4" x 3 3/4"




HHBA400 Pheasant Base
1" x 5 1/2"



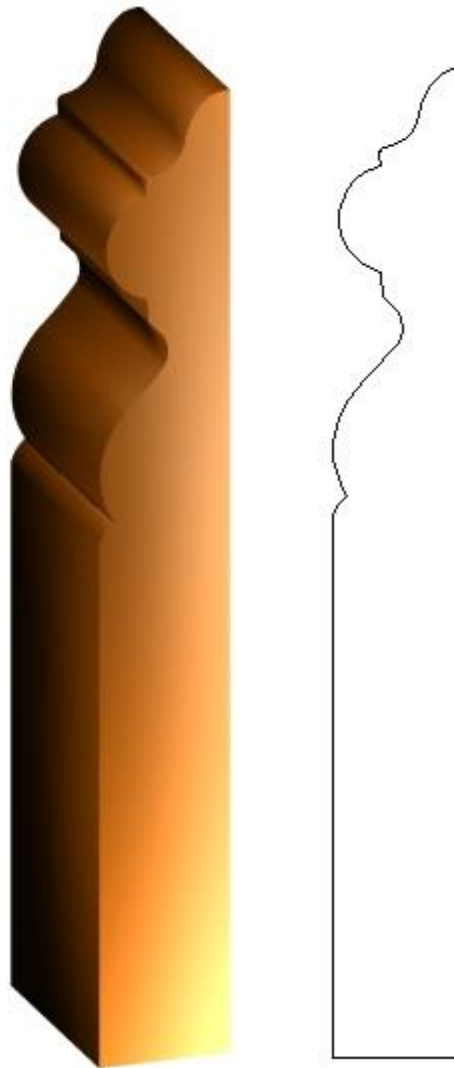


"A Fine Tradition In Wood"

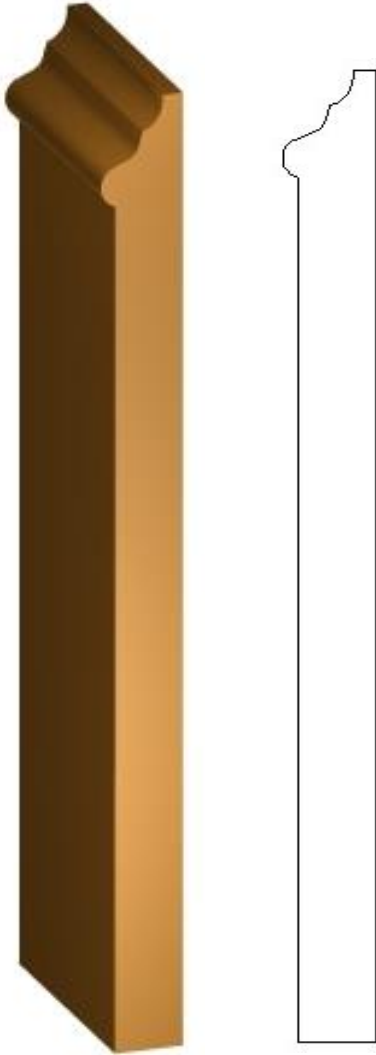
HHBA416 Base
5/8" x 5 3/16"



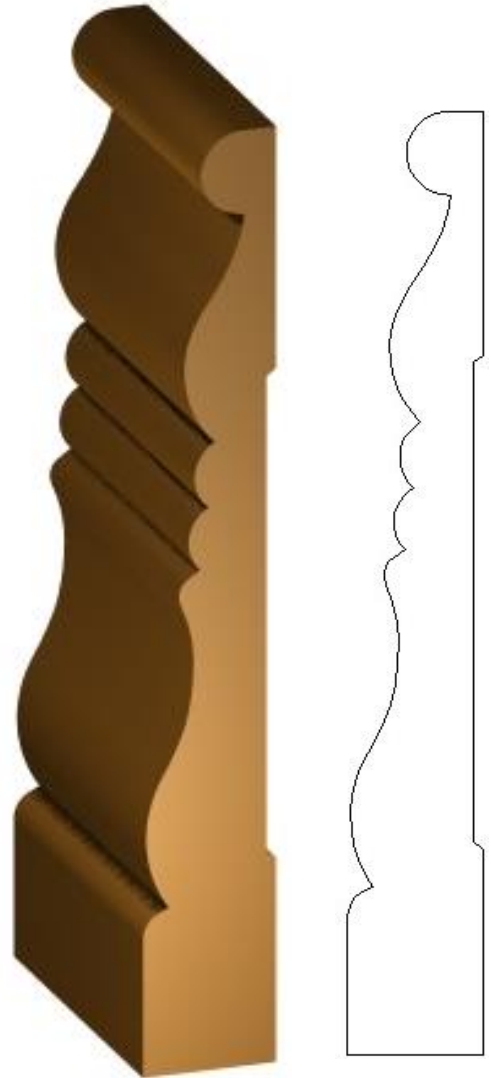
HHBA343 Base
11/16" x 5 1/4"



HHBA361 Dukkipatti Base
5/8" x 5 1/4"

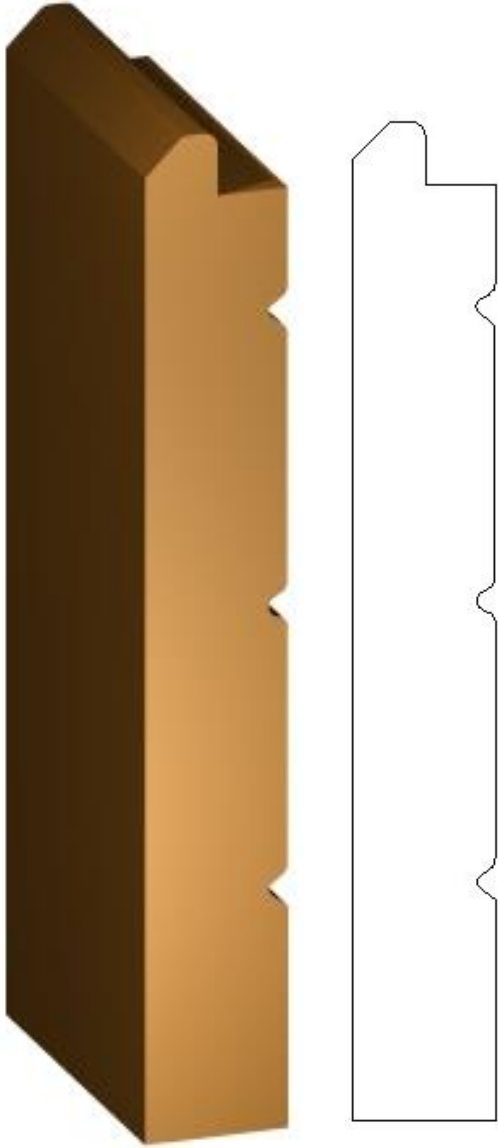


HHBA378 Base
3/4" x 5 1/4"

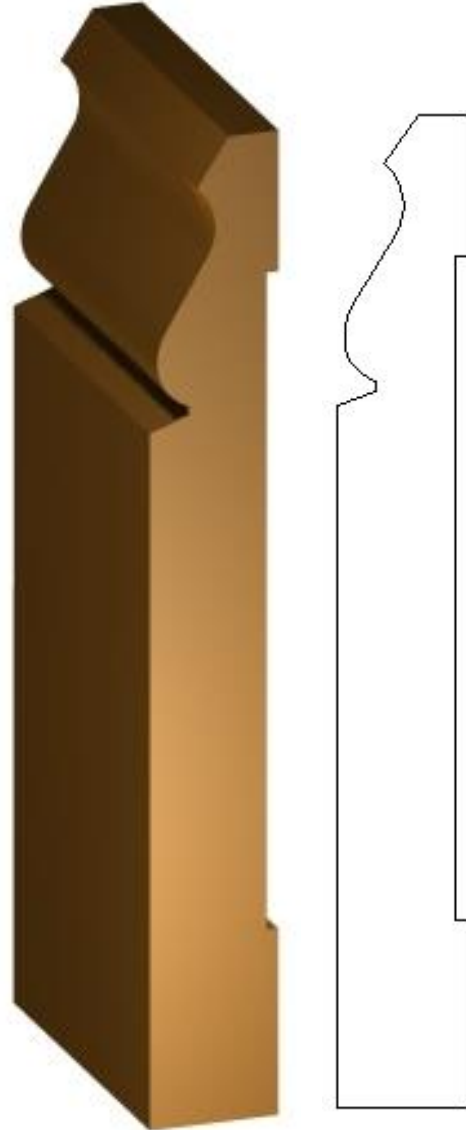


[Back to Base Mouldings](#)

HHBA311 Beaver Base
3/4" x 5 1/4"

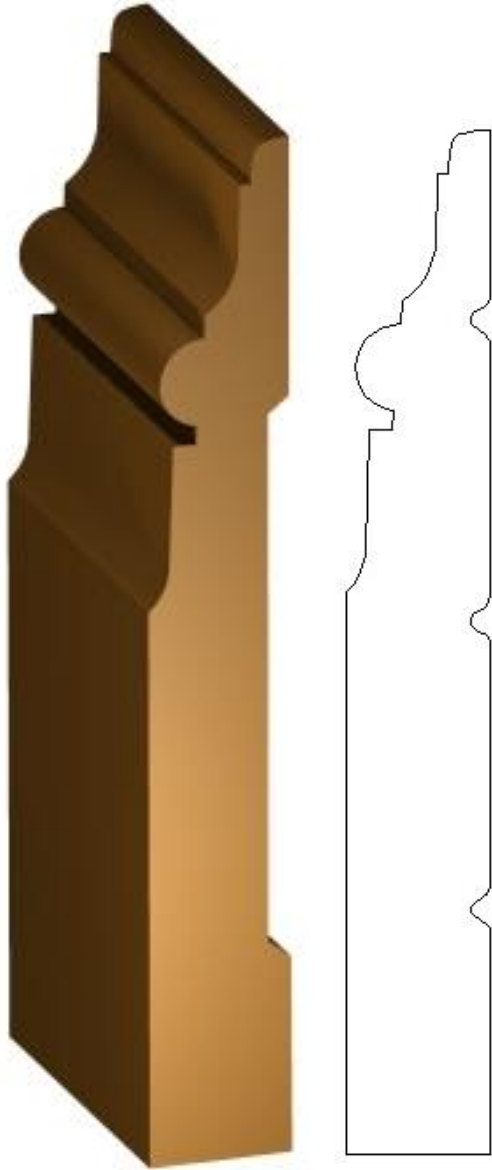


HHBA349 Base
1 1/16" x 5 1/4"




[Back to Base Mouldings](#)

HHBA317 Greenwich Base
3/4" x 5 1/4"

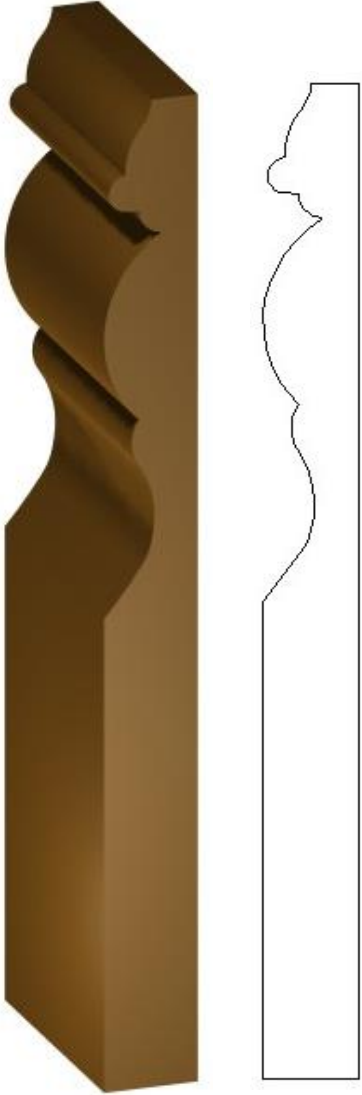


HHBA340 Meadowview Base
3/4" x 5 1/2"

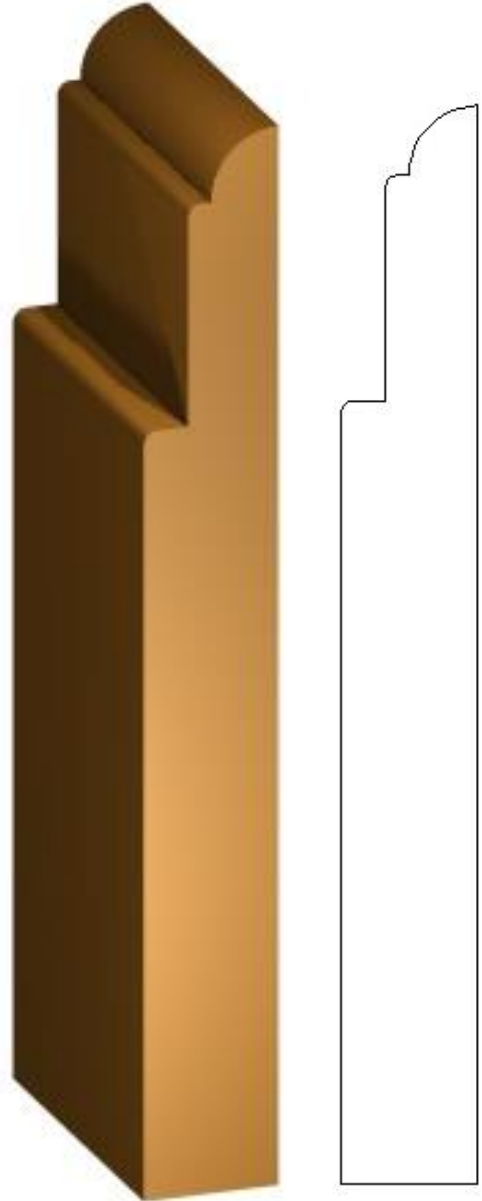


[Back to Base Mouldings](#)

HHBA401 Base
11/16" x 5 1/4"




HHBA370 Base
3/4" x 5 7/8"




[Back to Base Mouldings](#)

HHBA406 Small Base
3/4" x 6"




HHBA389 Base
7/8" x 6"

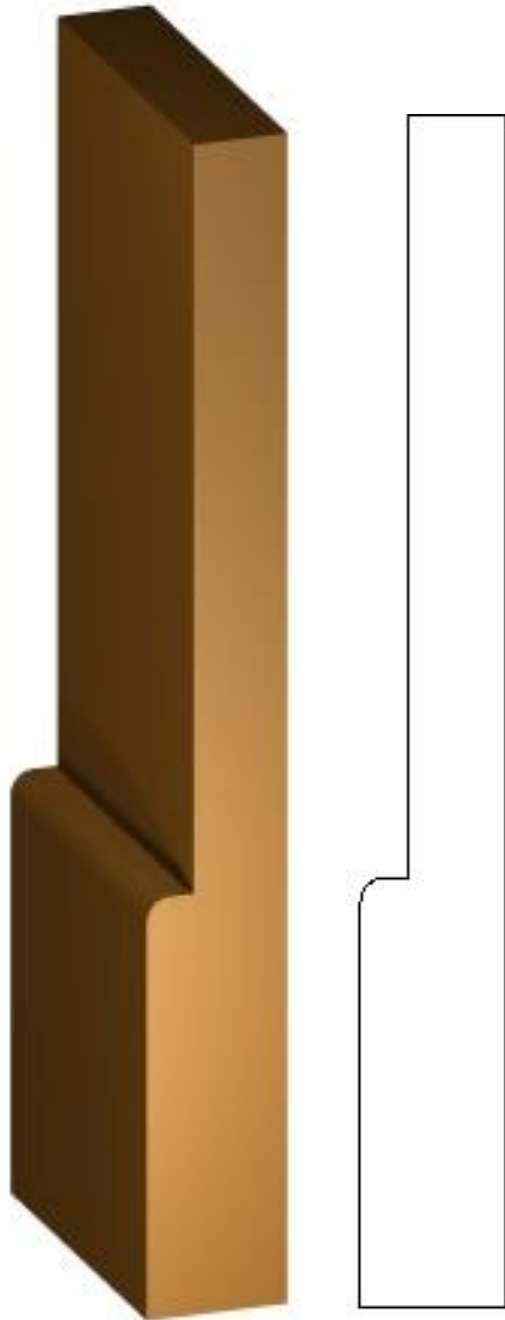


[Back to Base Mouldings](#)

HHBA309 Avis Base
5/8" x 6"




HHBA344A Farinelli Jackson Base
3/4" x 6 1/4"

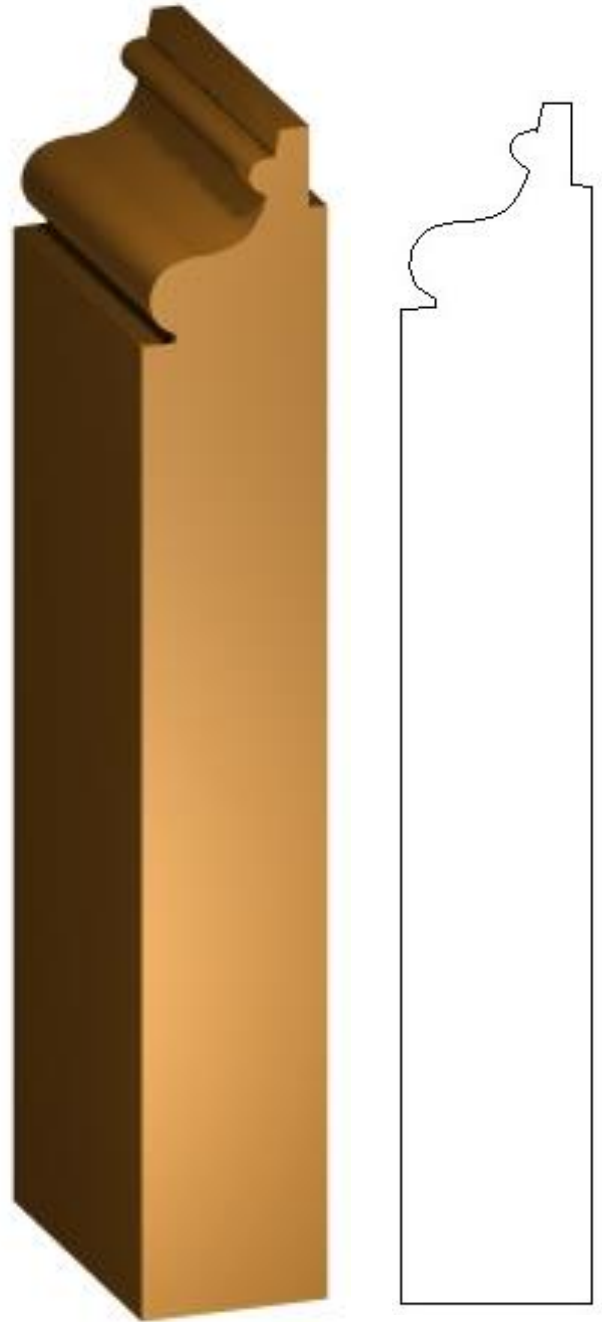


[Back to Base Mouldings](#)

HHBA314 Rod Yoder Base
1" x 5 1/4"




HHBA331 Houtzman Base
1" x 6 9/16"



[Back to Base Mouldings](#)

HHBA380 Sub-Base
1" x 6 1/2"

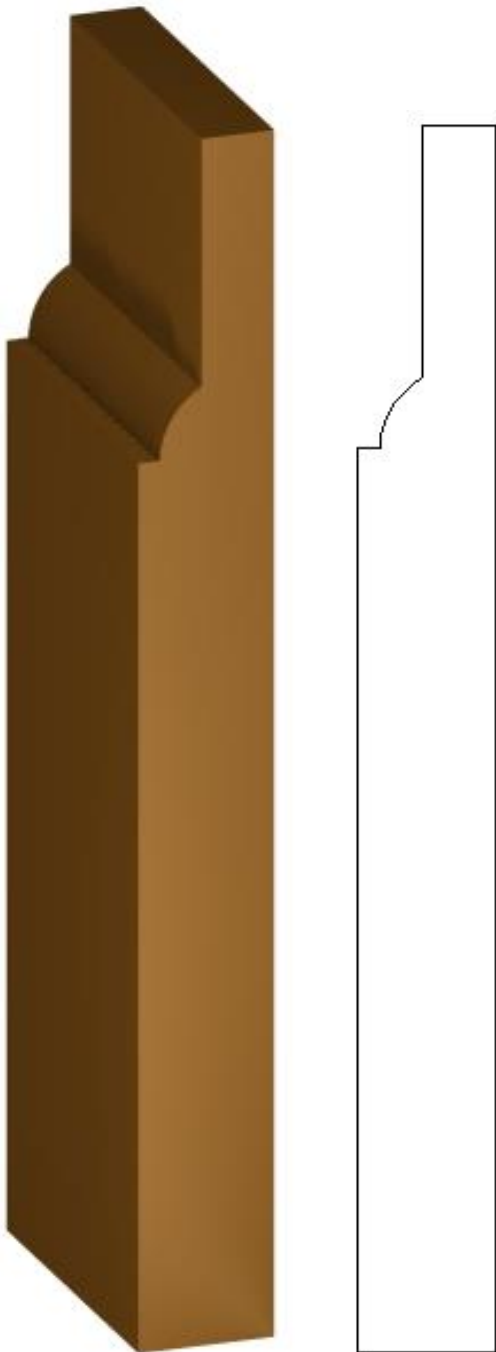


HHBA393 Base
3/4" x 6 7/8"



[Back to Base Mouldings](#)

HHBA395 Leslie Sub-Base
3/4" x 6 11/16"



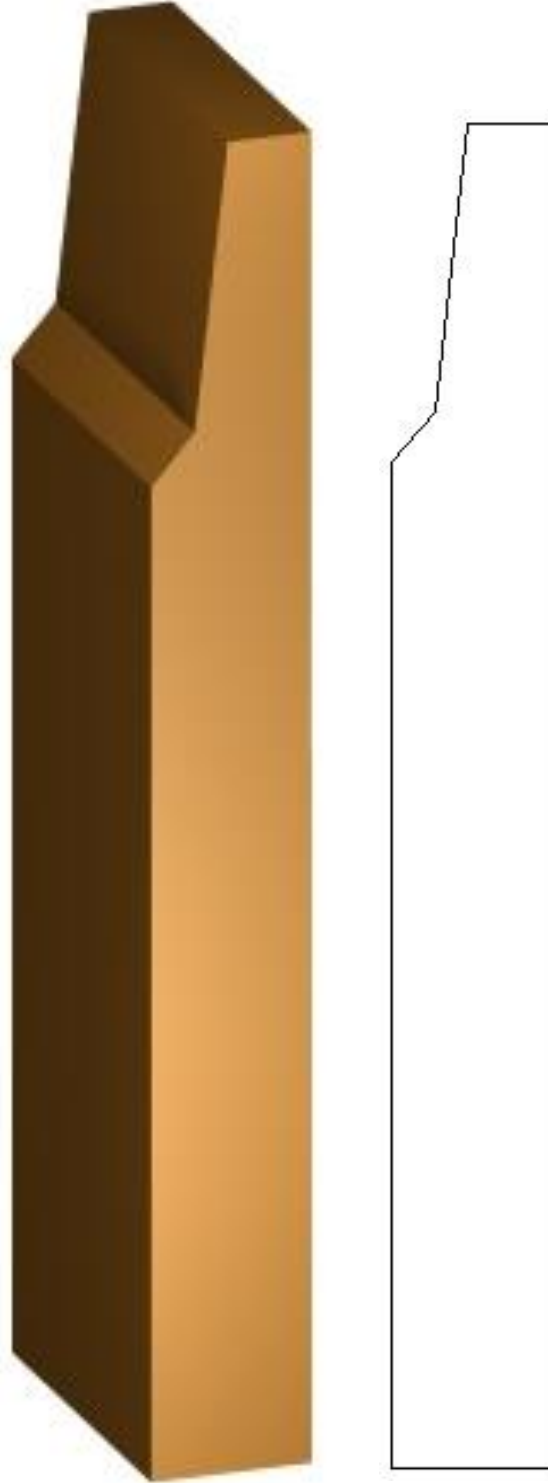
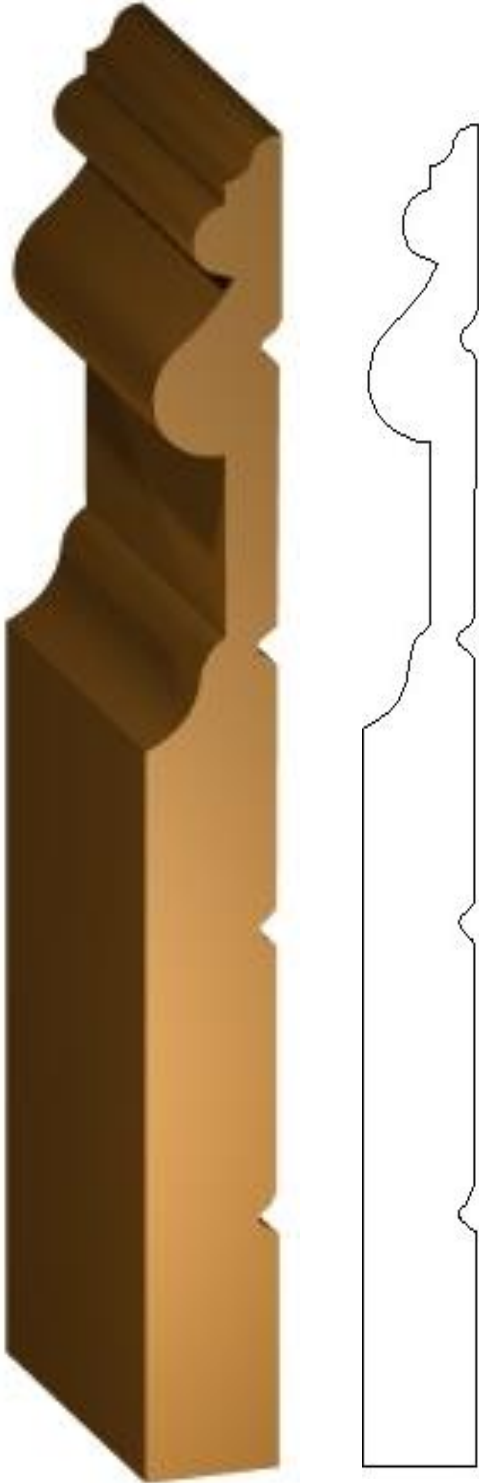
[Back to Base Mouldings](#)



"A Fine Tradition In Wood"

HHBA321 Base
3/4" x 7"

HHBA333 Clites Design Sub Base
13/16" x 7"




[Back to Base Mouldings](#)

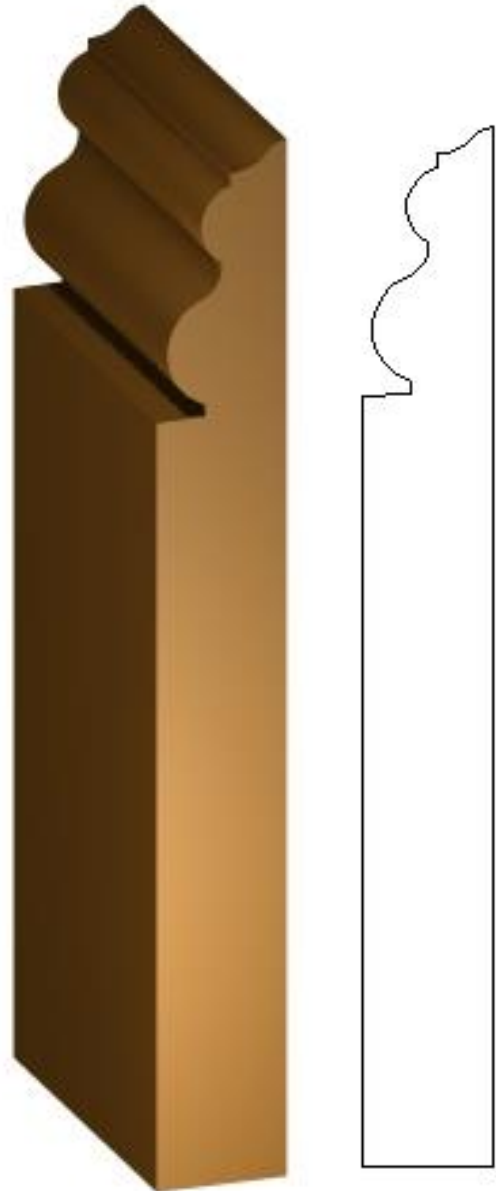


"A Fine Tradition In Wood"

HHBA348 Base
11/16" x 7"




HHBA346 Base
11/16" x 5 1/4" (Shown)
HHBA345 Base
11/16" x 7 1/4"

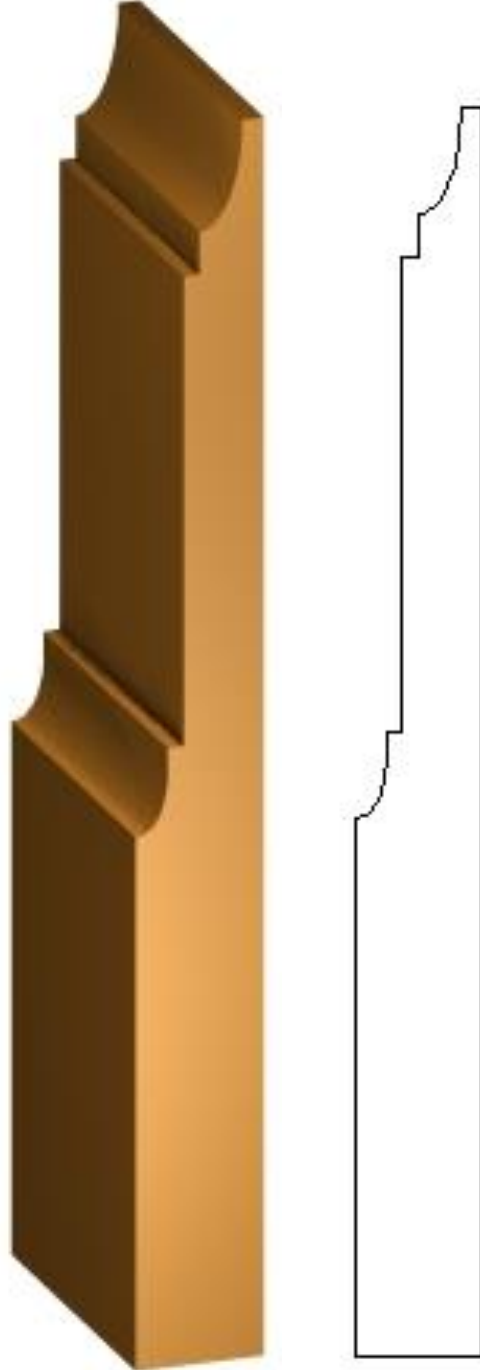


[Back to Base Mouldings](#)

HHBA372 Base
3/4" x 7 1/4"




HHBA382 Base
3/4" x 7 1/4"



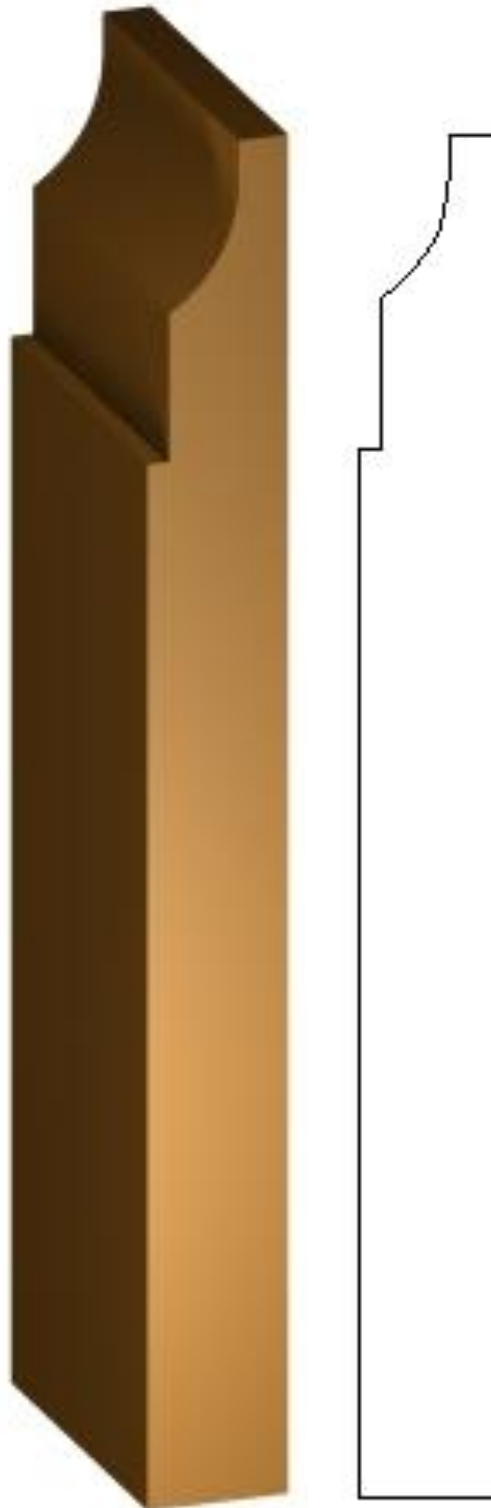


"A Fine Tradition In Wood"

HHBA334 Greiner Base
3/4" x 7 1/4"



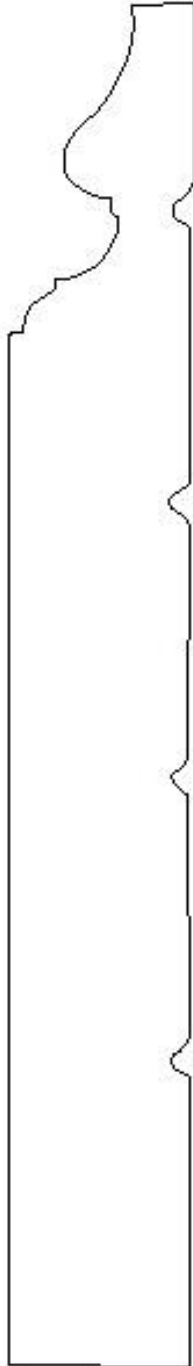
HHBA364 South Base
3/4" x 7 1/4"



[Back to Base Mouldings](#)

HHBA307 Abrams Base
1" x 7 1/4"

HHBA308 Neidlinger Base
1 1/16" x 7 1/4"



[Back to Base Mouldings](#)

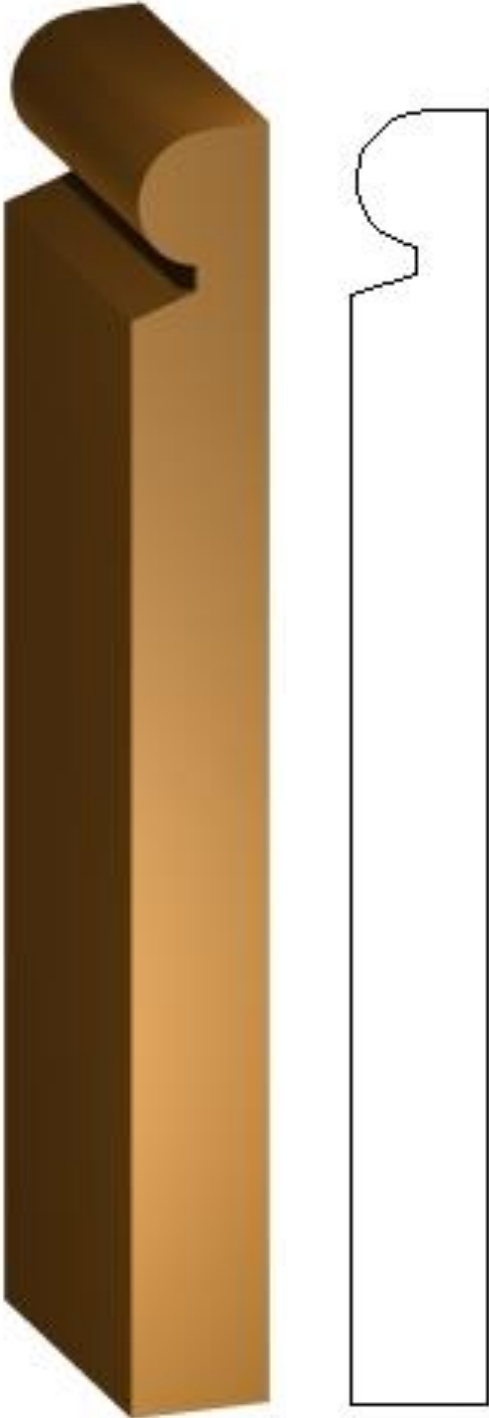


"A Fine Tradition In Wood"

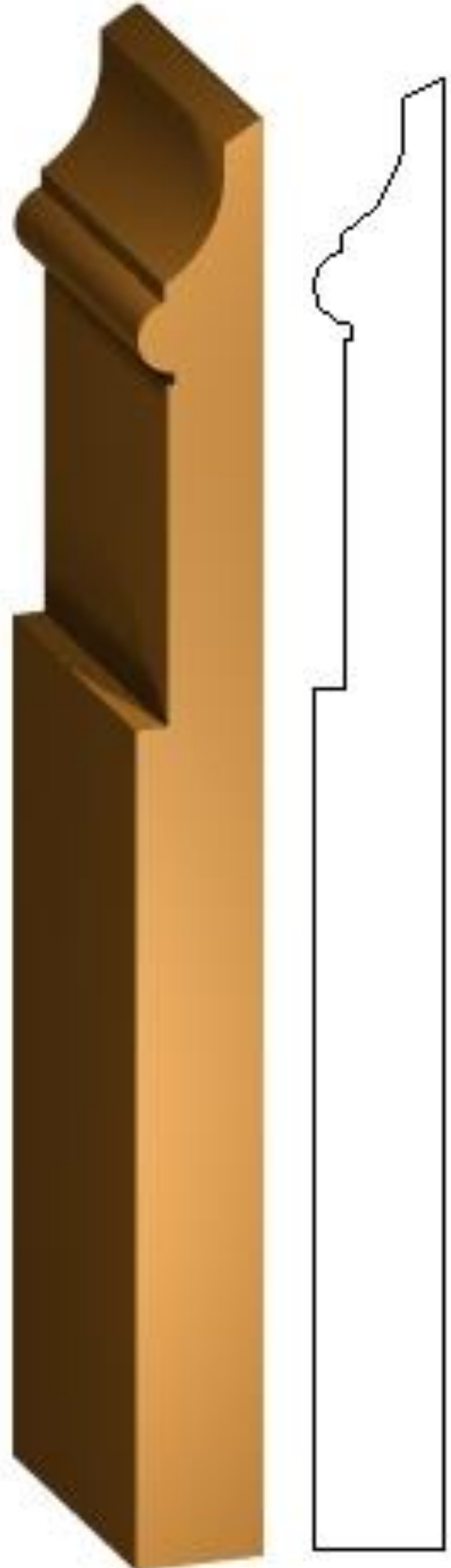
HHBA410 Base
3/4" x 7 1/2"



HHBA394 Base
3/4" x 7 5/16"



HHBA397 Base
3/4" x 8 7/16"



[Back to Base Mouldings](#)




"A Fine Tradition In Wood"

HHBA384 Base
1" x 7 1/4"



HHBA392 Base
3/4" x 8"





[Back to Base Mouldings](#)

HHBA369 Base
← 1" x 7 1/2"




HHBA313 Base
1 1/16" x 8" →



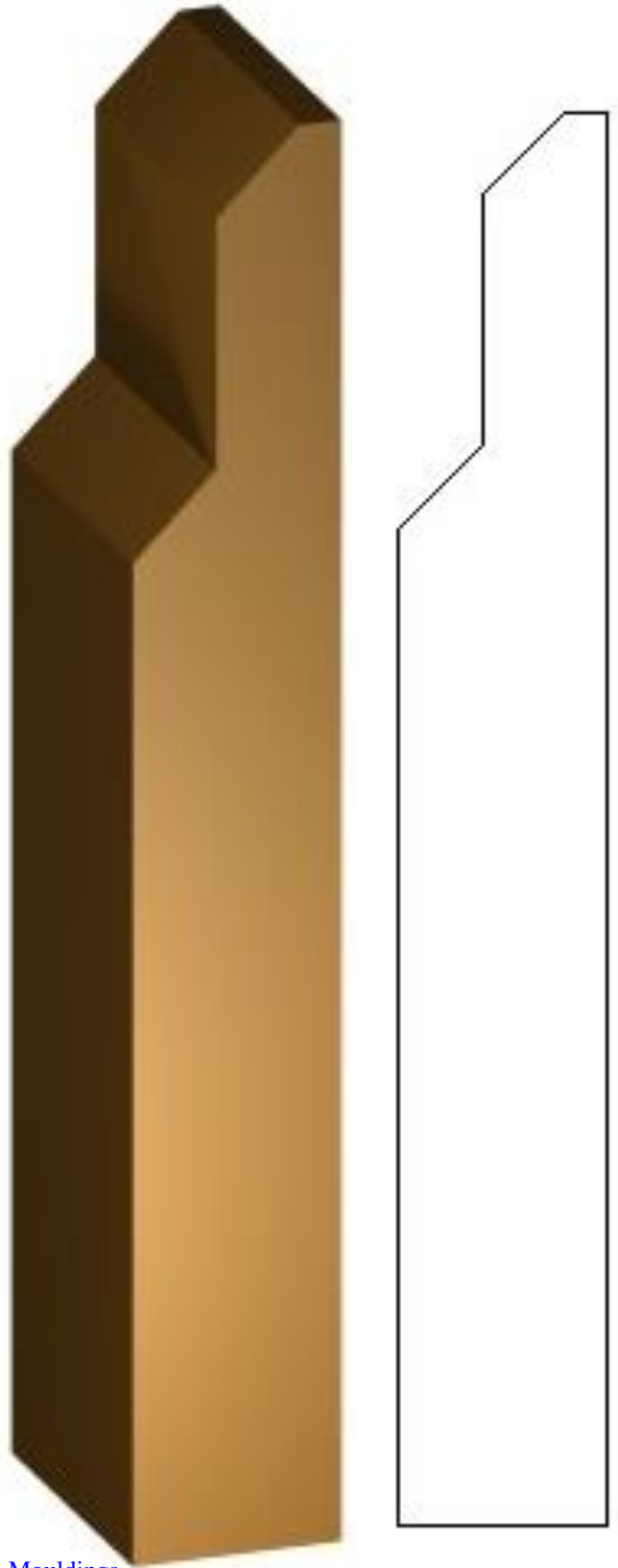


"A Fine Tradition In Wood"

HHBA409 Base
3/4" x 8"



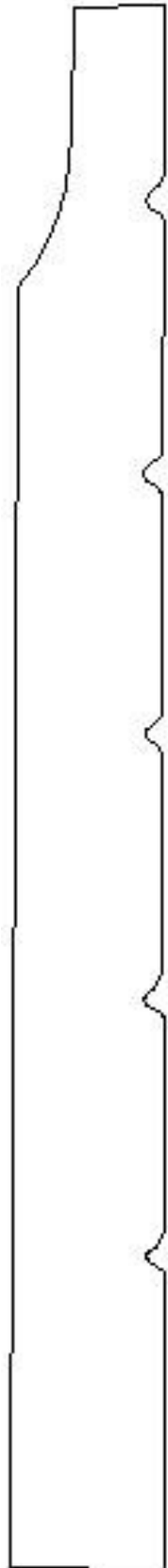
HHBA412 Base
1 1/4" x 8 1/2"



[Back to Base Mouldings](#)



"A Fine Tradition In Wood"



HHBA301 Ed Woodling Base
7/8" x 9"

[Back to Base Mouldings](#)



"A Fine Tradition In Wood"

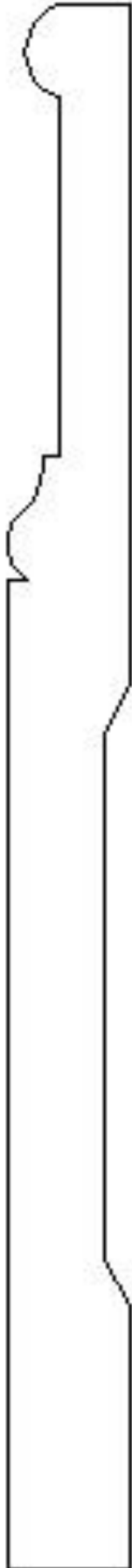


HHBA387 Treanor Base
3/4" x 9 1/4"

[Back to Base Mouldings](#)



"A Fine Tradition In Wood"



HHBA350 Potomac Base
3/4" x 9 1/2"

[Back to Base Mouldings](#)



"A Fine Tradition In Wood"




HHBA386 Base
7/8" x 9"

[Back to Base Mouldings](#)



"A Fine Tradition In Wood"



HHBA322 Varner Base
3/4" x 10"

[Back to Base Mouldings](#)



"A Fine Tradition In Wood"



HHBA310 Base
1 1/4" x 10"
(Not shown actual size)



[Back to Base Mouldings](#)



"A Fine Tradition In Wood"

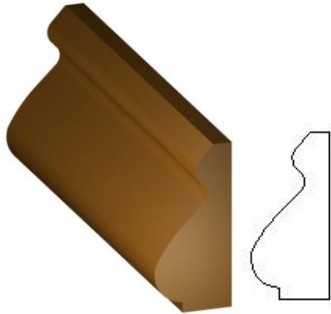


HHBA407 Large Base
1 3/16" x 10"
(Not shown actual size)

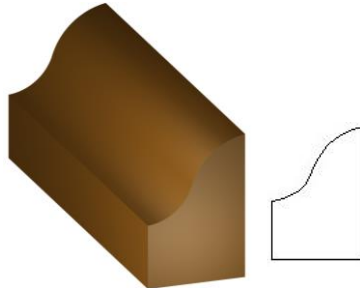


[Back to Base Mouldings](#)

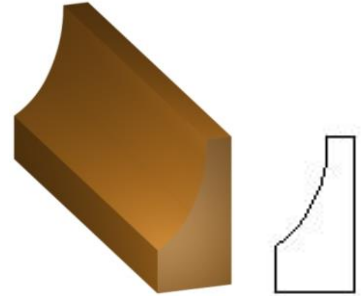
HHBA306 Diehl Base Cap
 3/8" x 13/16"




HHBA316 Base Shoe
 1/2" x 3/4"



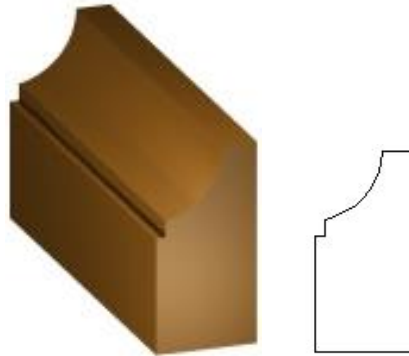
HHBA383 Base Shoe
 3/8" x 3/4"



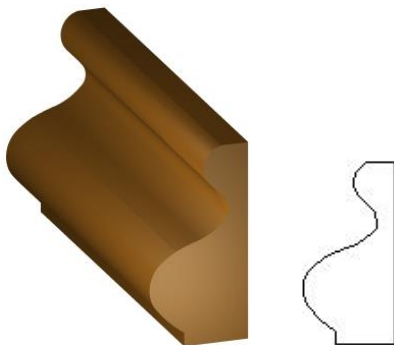
HHBA355 Cove & Bead Base Cap
 9/16" x 1"



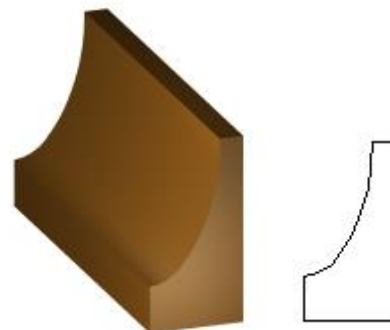
HHBA351 Potomac Base Shoe
 1/2" x 1"



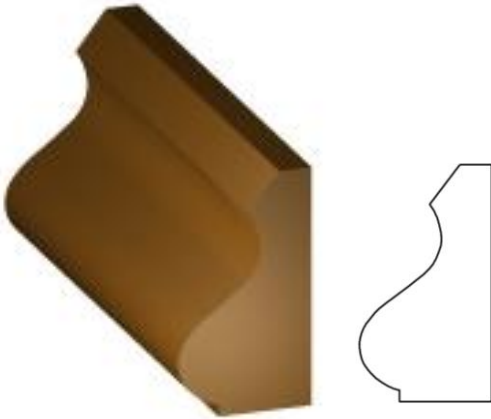
HHBA379 Base Cap
 1/2" x 1"



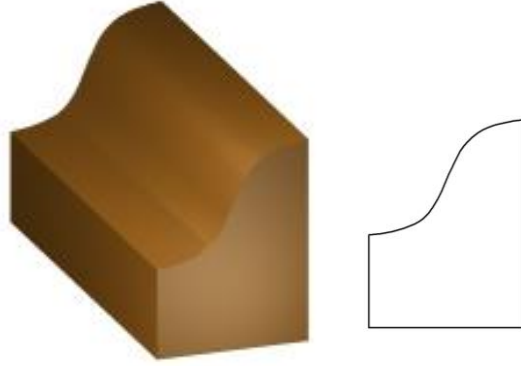
HHBA391 Shoe Mould
 1/2" x 1"



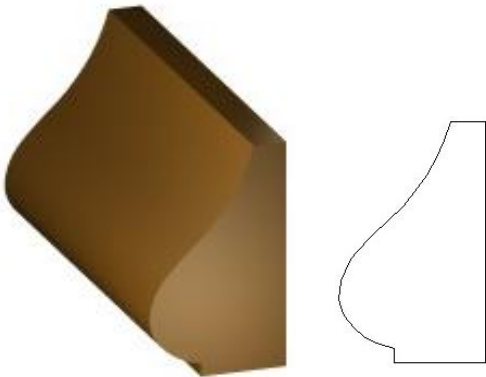
HHBA326 Base Cap
9/16" x 1"



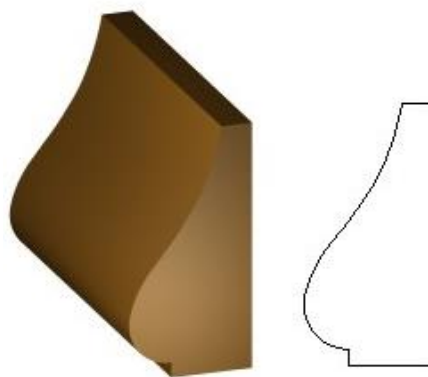
HHBA327 Base Shoe
3/4" x 1"



HHBA417 Ogee Base Cap (WM167)
11/16" x 1 1/8"

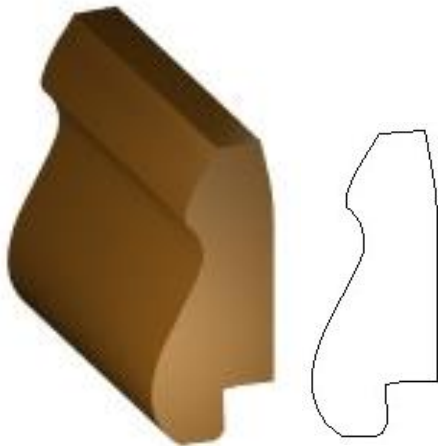


HHBA411 Ogee Base Cap
3/4" x 1 1/2"

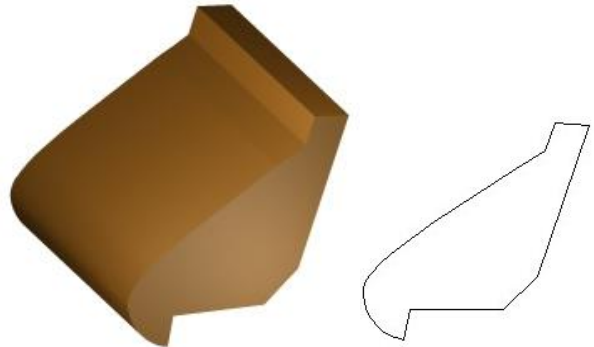


[Back to Base Mouldings](#)

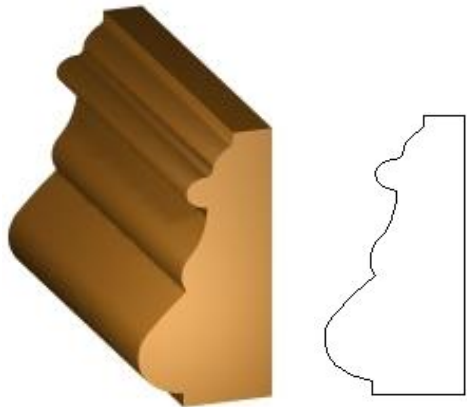
HBA302 HH165 Base Cap
 w/ Bevel & Quarter-Inch Dado
 5/8" x 1 1/2"



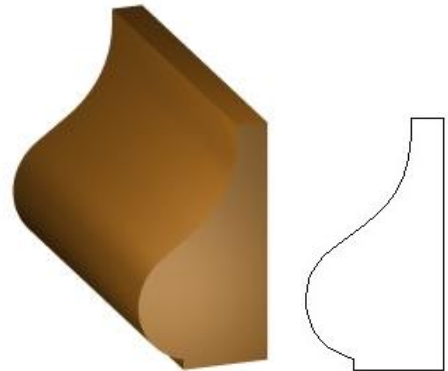
HHBA339 Terry Smith Base Cap
 1" x 1 3/4"



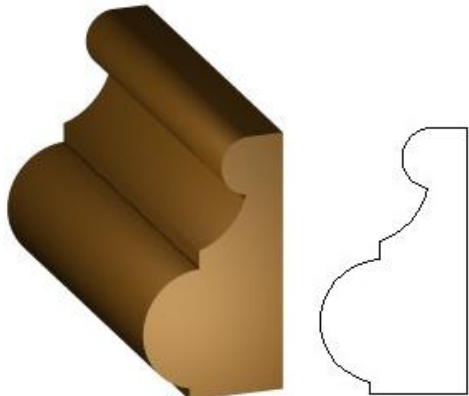
HHBA354 Base Cap
 3/4" x 1 1/2"



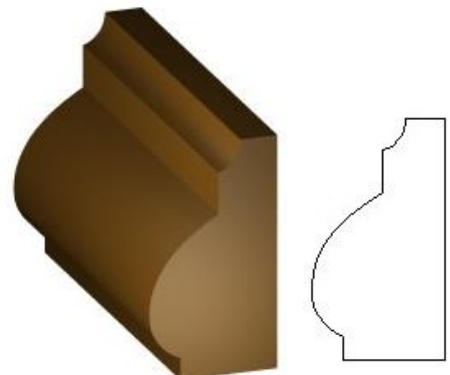
HHBA161 Tanglewood Base Cap
 3/4" x 1 3/8"



HHBA403 Base Cap
 3/4" x 1 3/8"




HHBA404 Base Cap
 11/16" x 1 1/4"

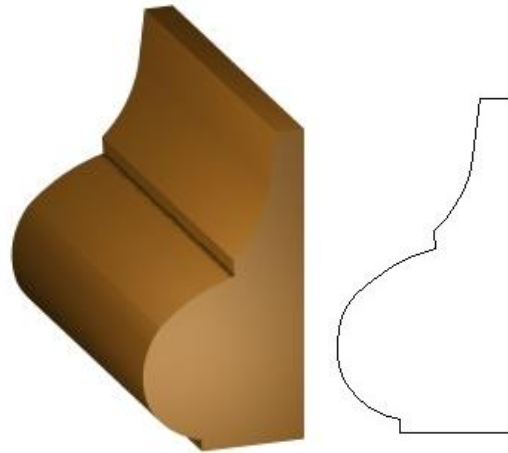


[Back to Base Mouldings](#)

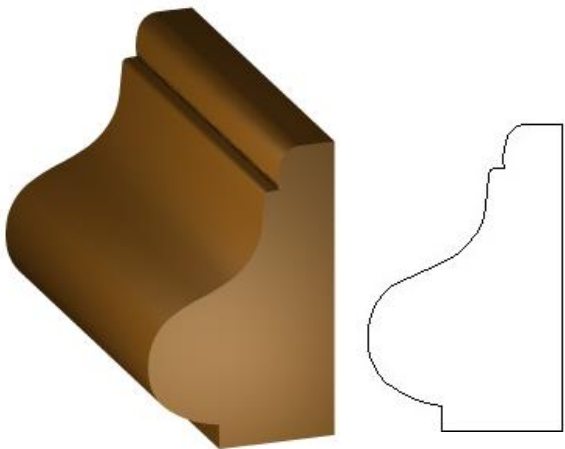
HHBA332 Clites Design Base Cap
7/8" x 1 3/4"



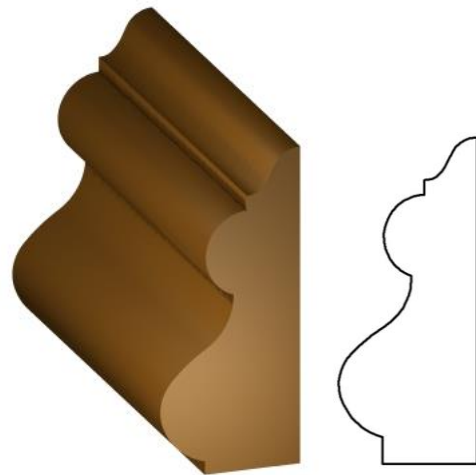
HHBA325 Kirchoff Base Cap
7/8" x 1 3/4"



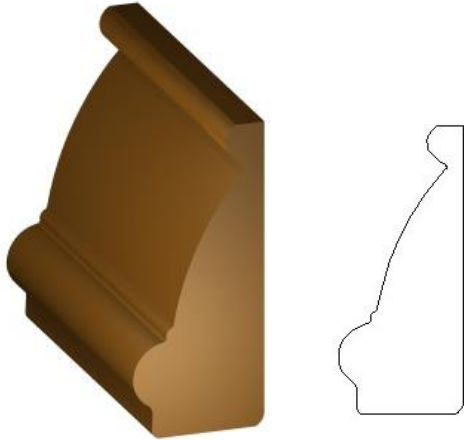
HHBA319 Precision Wood Base Cap
15/16" x 1 1/2"



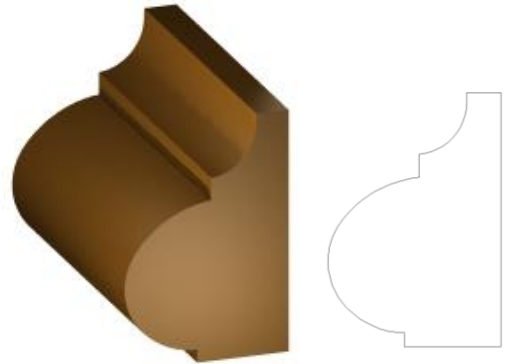
HH124 Base Cap
11/16" x 1 9/16"



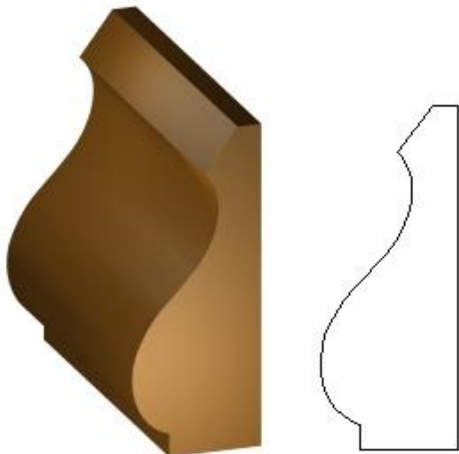
HHBA305 Deshmuck Base Cap
3/4" x 1 3/4"



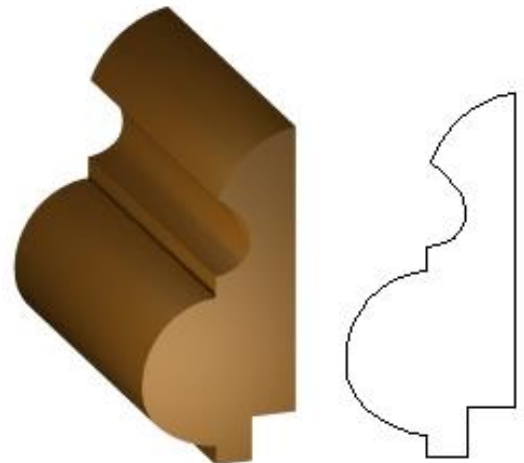
HHBA356 Base Cap
1 1/16" x 1 9/16"



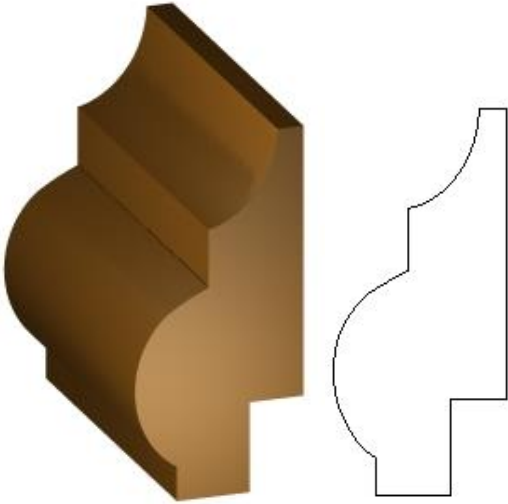
HHBA374 Base Cap
3/4" x 1 7/8"




HHBA390 Base Cap
7/8" x 1 7/8"



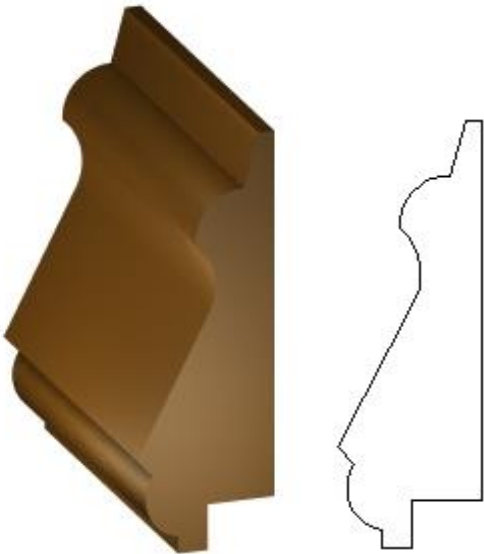
HHBA381 Base Cap
15/16" x 2"



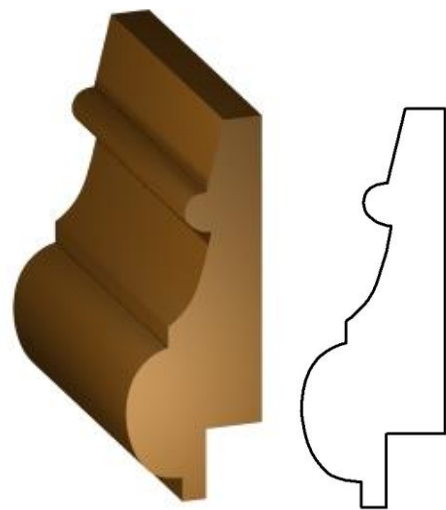
HHBA399 Base Cap
7/8" x 2"




HHBA396 Leslie Base Cap
3/4" x 2 1/4"



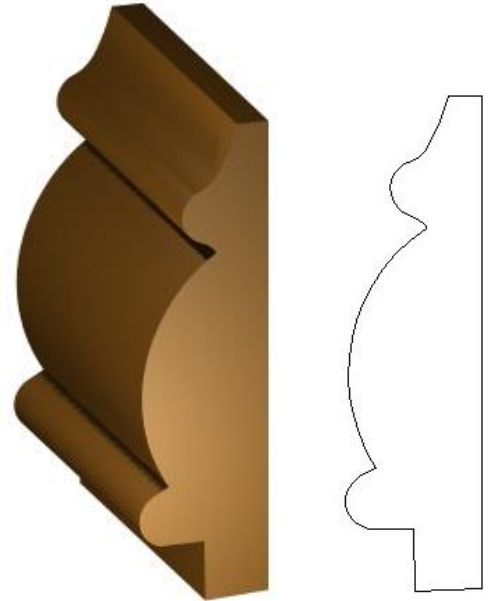
HHBA336 Abondanza Base Cap
.875" x 2.437"




HHBA375 Base Cap
 13/16" x 2 1/4"



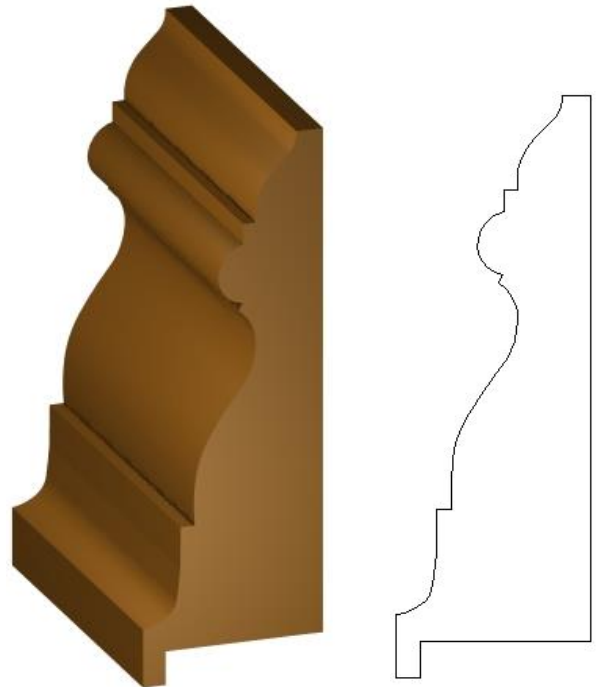
HHBA312 Beaver Base Cap
 3/4" x 2 3/4"




HHBA318 Classic Base Cap
 3/4" x 3 1/8"



HHBA388 Base Cap
 1" x 3"



[Back to Base Mouldings](#)



Window Stock

[Back to Table of Contents](#)

HHWI506 Window Sill	- 139 -
HHWI503 Sill	- 139 -
HHWI522 Sill Material	- 140 -
HHWI515 Baylor Sill	- 141 -
HHWI511 Siding Sill	- 141 -
HHWI508 Window Head Sill	- 141 -
HHWI509 Sill Material	- 142 -
HHWI523 Sill Material	- 142 -
HHWI514 Window Apron	- 143 -
HHWI501 Miller Mullion	- 143 -
HHWI520 Window Apron	- 144 -
HHWI513 Sill	- 145 -
HHWI516 Drip Edge	- 145 -
HHWI512 Sill Cap	- 145 -
HHWI517 Drip Edge	- 145 -
HHWI510 Sill Nosing	- 146 -
HHWI502 Miller Sill	- 146 -
HHWI518 Sash Rail	- 146 -

HHWI506 Window Sill
1 1/8" x 6"



HHWI503 Sill
1" x 5 1/4"

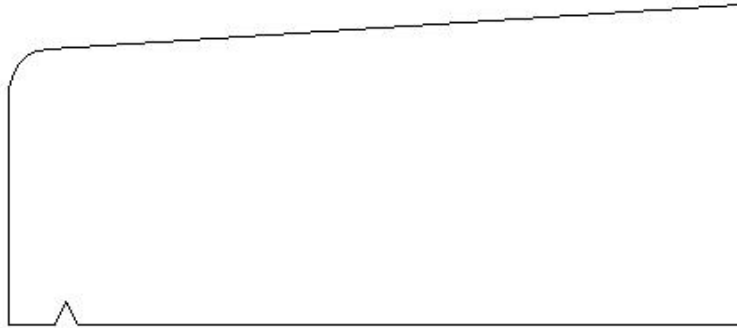





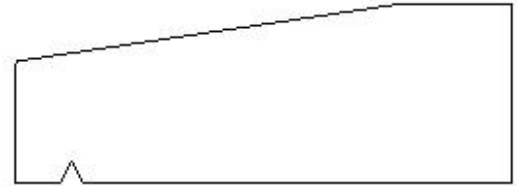
HHWI522 Sill Material
1" x 5 1/2" (width can vary)



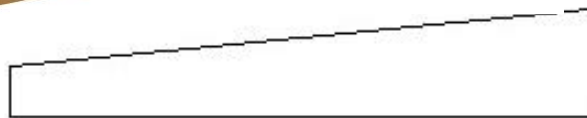

HHWI515 Baylor Sill
1 3/4" x 4"



HHWI511 Siding Sill
1" x 2 3/4"





HHWI508 Window Head Sill
9/16" x 3"

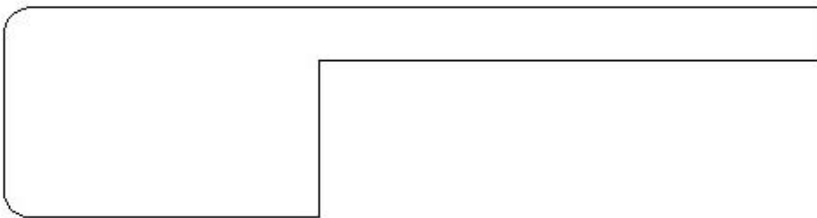



[Back to Window Stock](#)

HHWI509 Sill Material
1 1/8" x 3 1/2" (can vary)



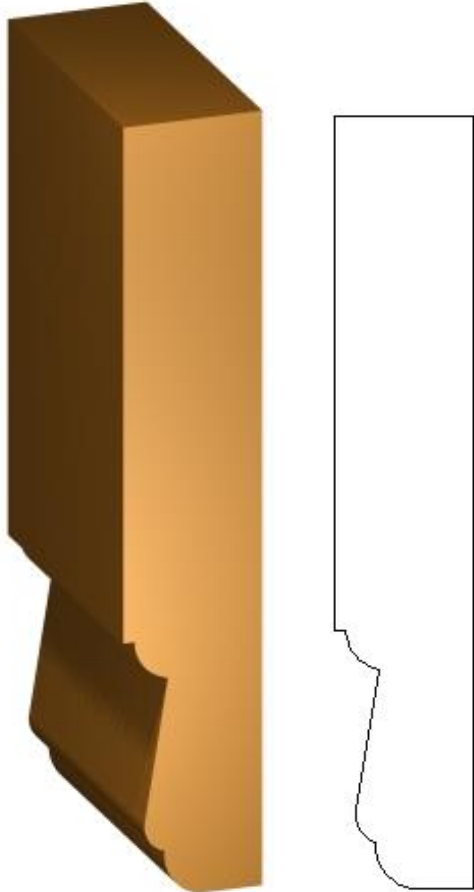
HHWI523 Sill Material
1" x 3 7/8"



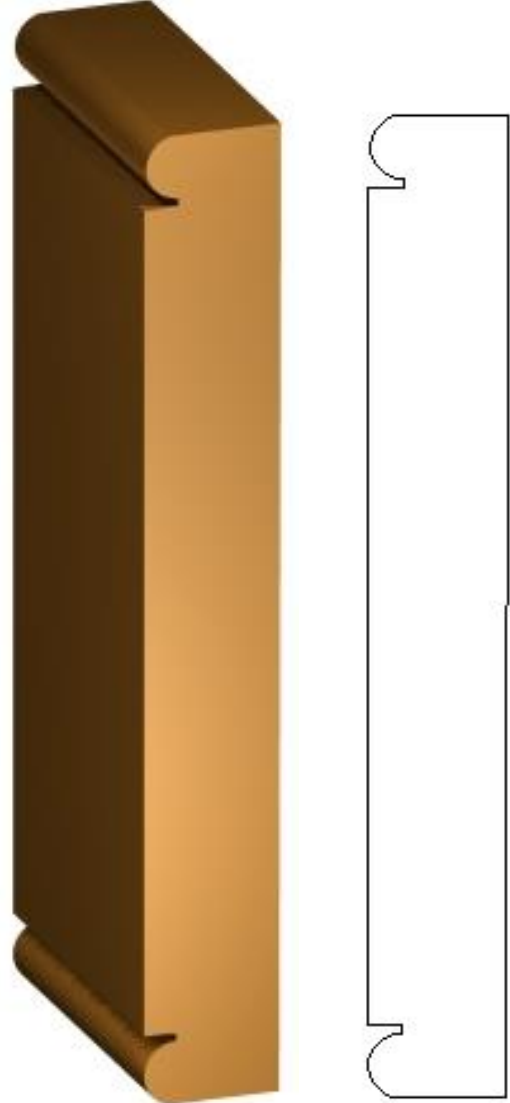


"A Fine Tradition In Wood"

HHWI514 Window Apron
7/8" x 4 7/8"

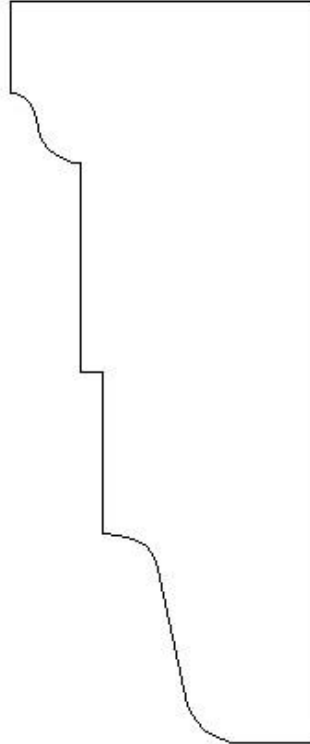


HHWI501 Miller Mullion
3/4" x 5 3/8"



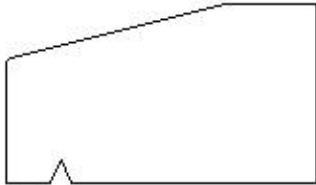
[Back to Window Stock](#)

HHWI520 Window Apron
1 5/8" x 4"

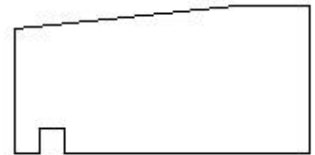


[Back to Window Stock](#)

HHWI513 Sill
 1" x 1 3/4"



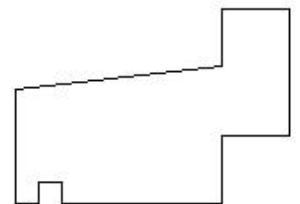
HHWI516 Drip Edge
 3/4" x 1 1/2"



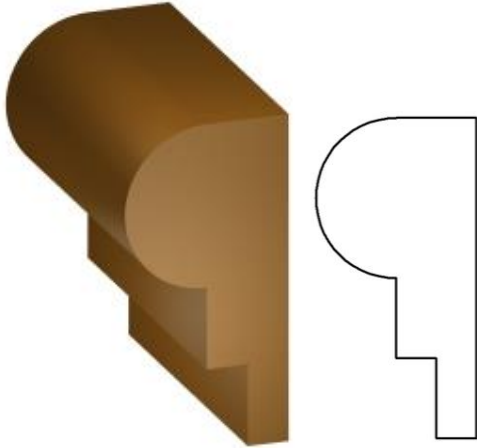
HHWI512 Sill Cap
 1" x 1 1/2"



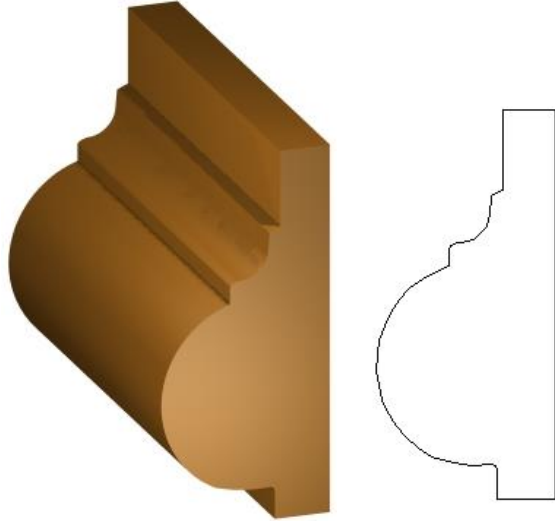
HHWI517 Drip Edge
 1 1/16" x 1 1/2"



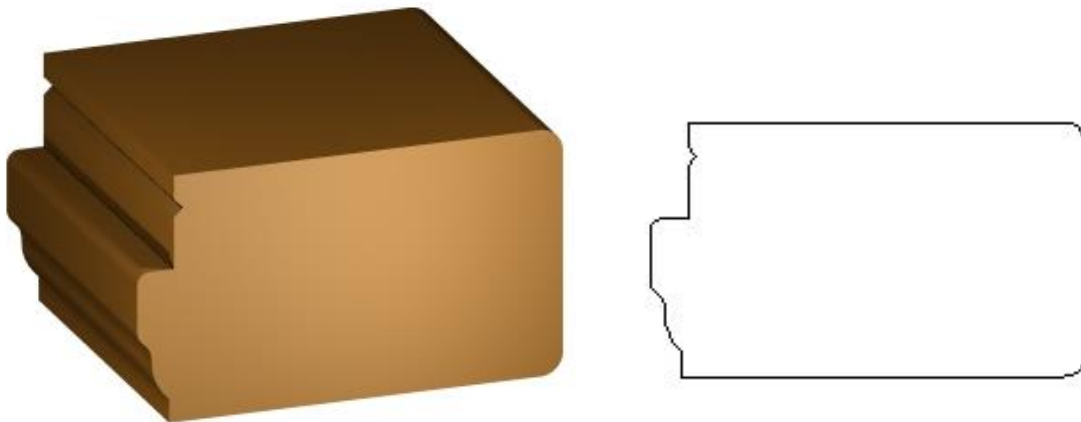
HHWI510 Sill Nosing
1" x 2"



HHWI502 Miller Sill
13/16" x 1 3/4"



HHWI518 Sash Rail
1 3/8" x 2 3/8"






Chair Rail

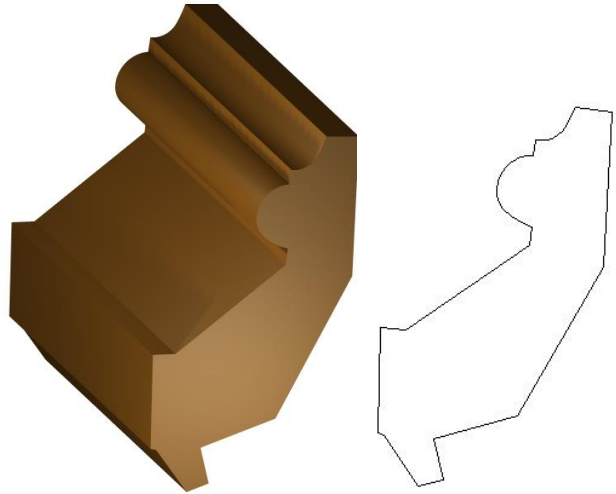
[Back to Table of Contents](#)

HHCH406 Lend Mill Panel Moulding	- 148 -
HHCH426 Panel Mould	- 148 -
HHCH418 Panel Mould	- 148 -
HHCH411 Buchart Panel Mould	- 148 -
HHCH421 WM D7P Panel Mould	- 148 -
HHCH413 Panel Mould	- 148 -
HHCH432 Panel Mould	- 148 -
HHCH407 Bolection Panel Moulding	- 149 -
HHCH417 Columbia Panel Mould A	- 149 -
HHCH431 Panel Mould	- 149 -
HHCH408 Sun Mountain Panel Moulding	- 149 -
HHCH424 Panel Mould	- 149 -
HHCH434 Panel Mould	- 150 -
HHCH439 Cap Moulding	- 150 -
HHCH435 Small Chair Rail	- 150 -
HHCH416 Columbia Panel Mould B	- 151 -
HHCH409 CCD Chair Rail	- 151 -
HHCH429 Nosed Cap	- 151 -
HHCH433 Chair Rail	- 151 -
HHCH401 Pulgiese Batton	- 152 -
HHCH402 Spearly Chair Rail w/ Rabbet	- 152 -
HHCH428 Panel Mould	- 152 -
HHCH427 Chair Rail	- 152 -
HHCH414 Potomac Chair Rail	- 153 -
HHCH403 Kirchoff Chair Rail	- 153 -
HHCH430 Chair Rail	- 153 -
HHCH419 Brundoe Chair Rail	- 154 -
HHCH420 Chair Rail	- 154 -
HHCH415 Potomac Chair Rail Cap	- 154 -
HHCH404 Greiner Chair Rail	- 154 -
HHCH410 Weaver Balaban Chair Rail	- 155 -
HHCH422 Chair Rail	- 155 -
HHCH423 Bolection Moulding	- 156 -
HHCH436 Medium Chair Rail	- 157 -
HHCH412 Bollection Panel Mould #2	- 158 -
HHCH437 Large Chair Rail	- 159 -

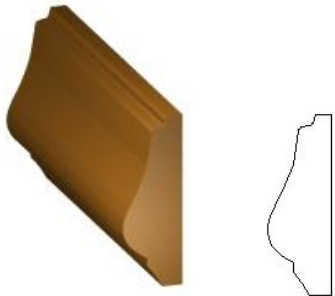
HHCH406 Lend Mill Panel Moulding
 5/8" x 3/4"




HHCH426 Panel Mould
 3/4" x 1 15/16"



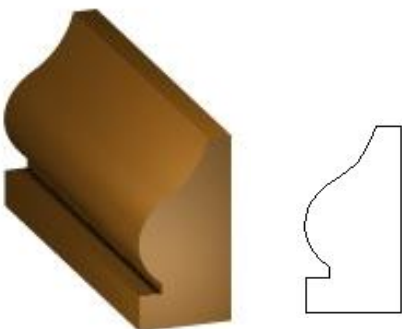
HHCH411 Buchart Panel Mould
 3/8" x 1 1/16"



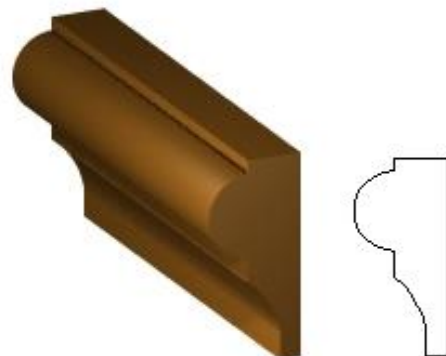
HHCH421 WM D7P Panel Mould
 5/16" x 7/8"



HHCH413 Panel Mould
 1/2" x 1"



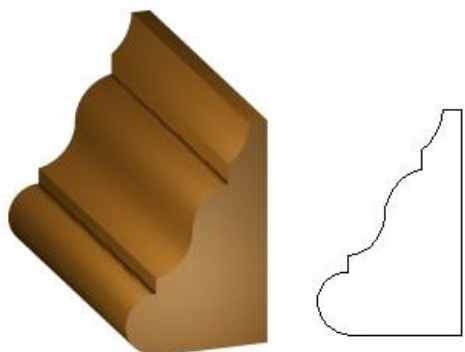
HHCH432 Panel Mould
 7/16" x 15/16"



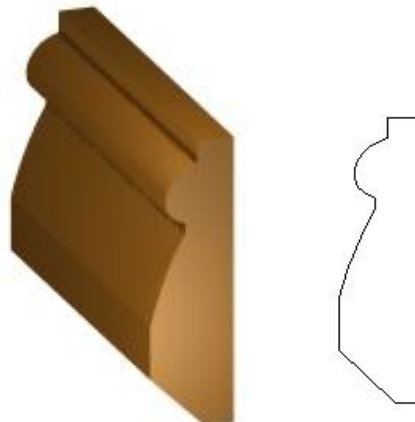


"A Fine Tradition In Wood"

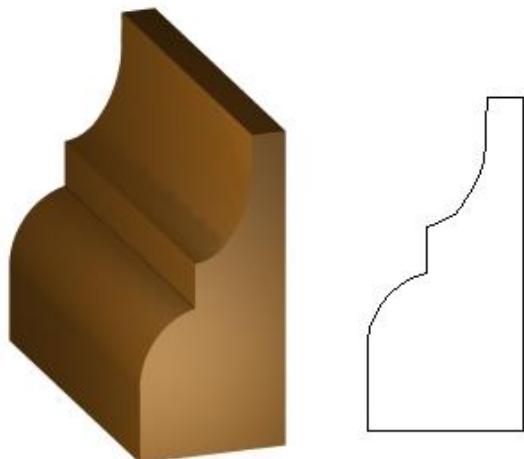
HHCH407 Bolection Panel Moulding
7/8" x 1 3/8"



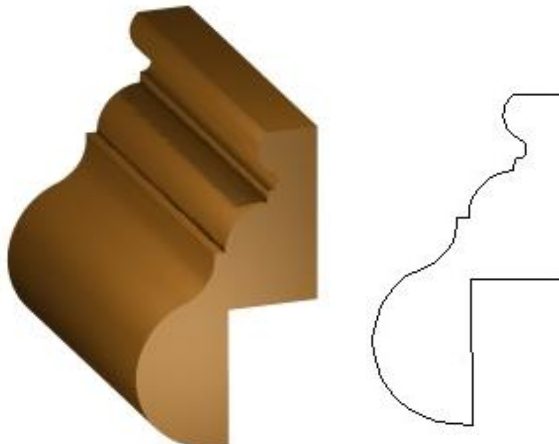
HHCH417 Columbia Panel Mould A
7/16" x 1 1/2"



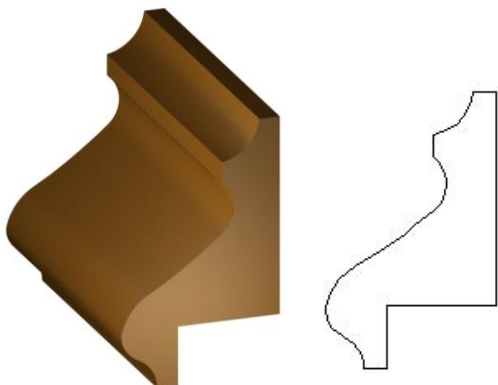
HHCH431 Panel Mould
13/16" x 1 3/4"



HHCH408 Sun Mountain Panel Moulding
1" x 1 3/4"

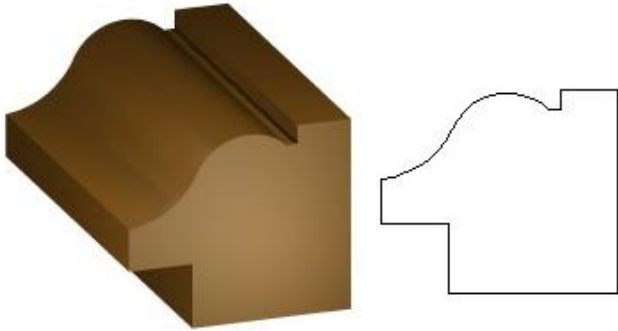


HHCH424 Panel Mould
1" x 1 5/8"

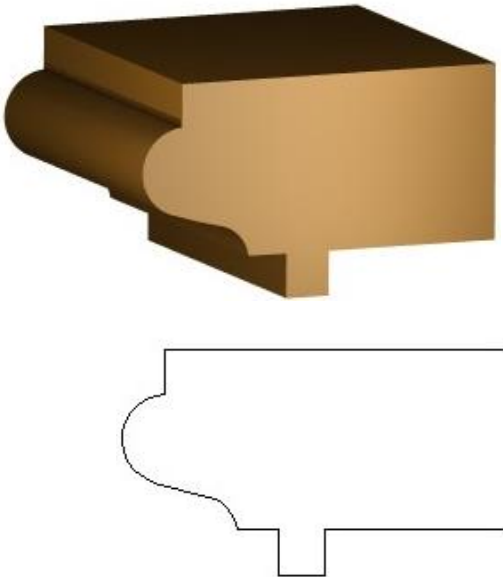


[Back to Chair Rails](#)

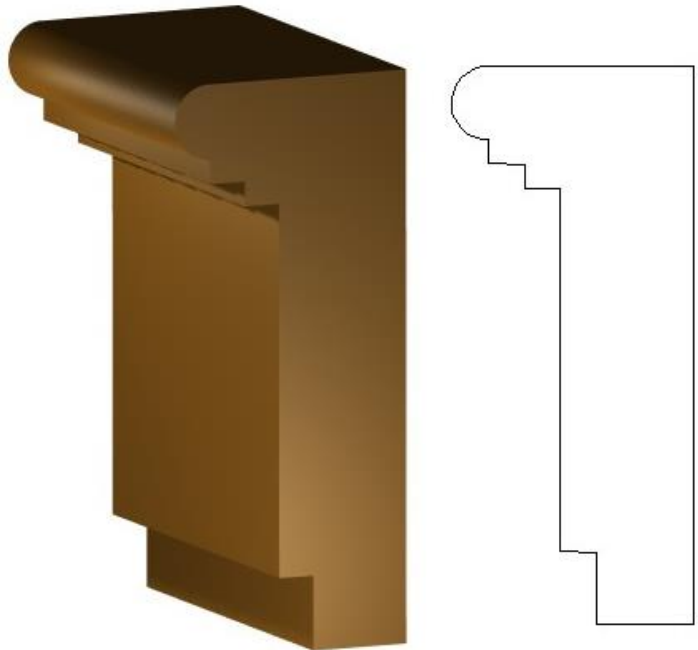
HHCH434 Panel Mould
1 1/8" x 1 5/16"




HHCH439 Cap Moulding
1 1/4" x 2 1/8"



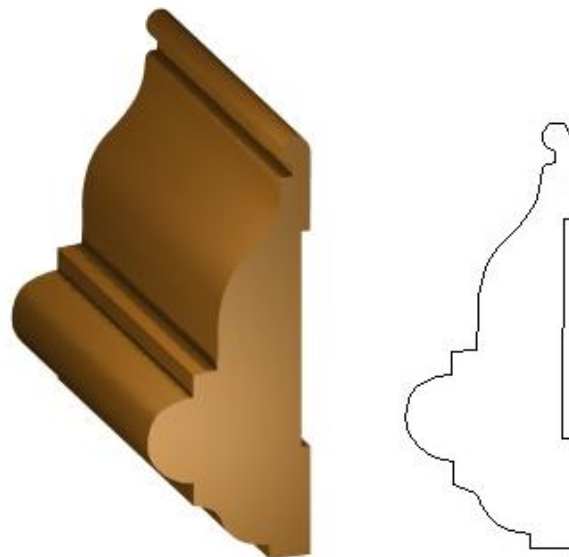
HHCH435 Small Chair Rail
1 1/4" x 2 7/8"



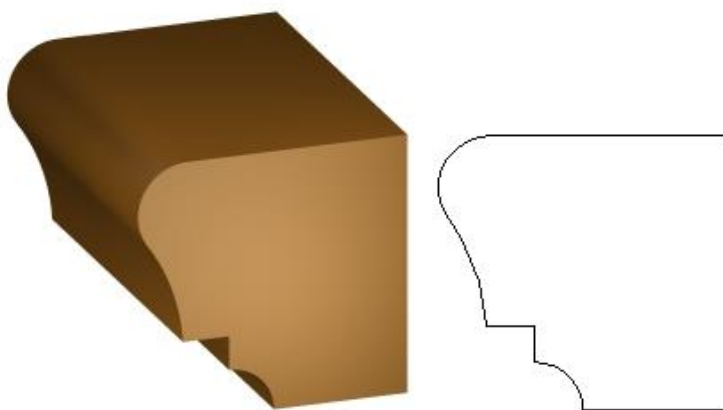
HHCH416 Columbia Panel Mould B
1 1/32" x 2 1/2"



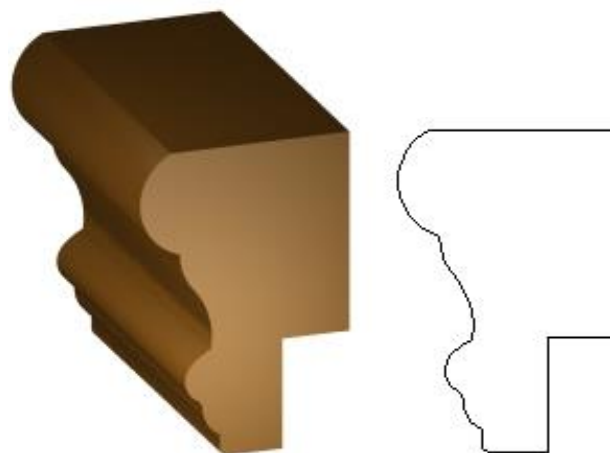
HHCH409 CCD Chair Rail
7/8" x 2 1/4"



HHCH429 Nosed Cap
1 7/16" x 1 1/2"

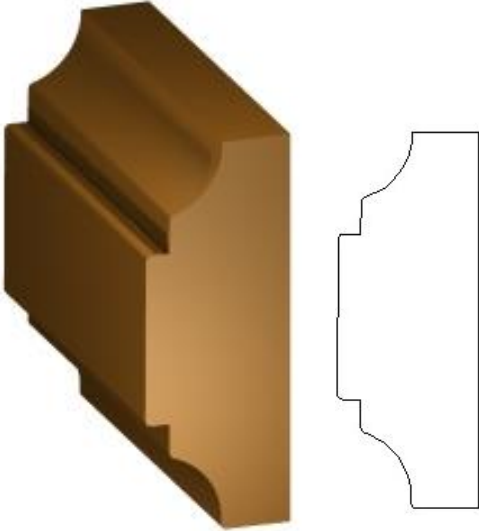


HHCH433 Chair Rail
1 3/16" x 1 3/4"

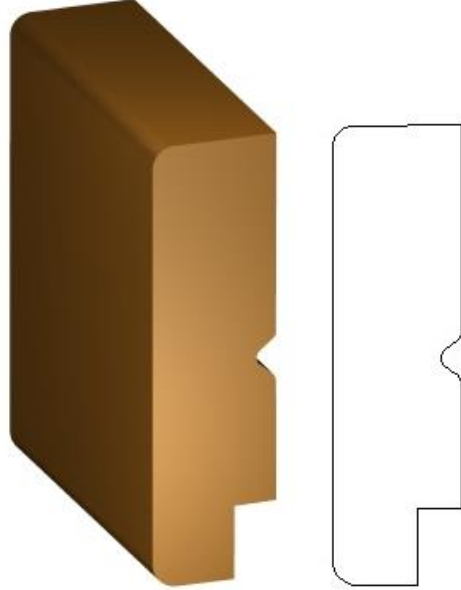


[Back to Chair Rails](#)

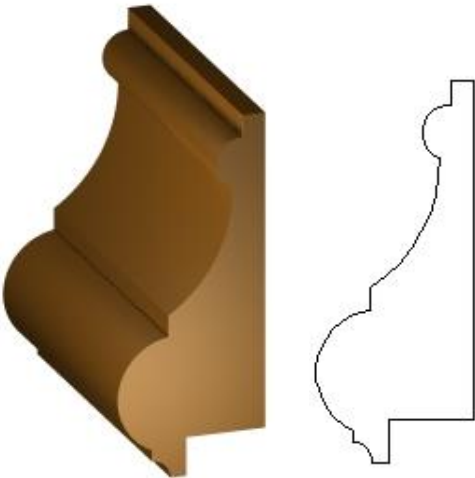
HHCH401 Pulguese Batton
3/4" x 2"



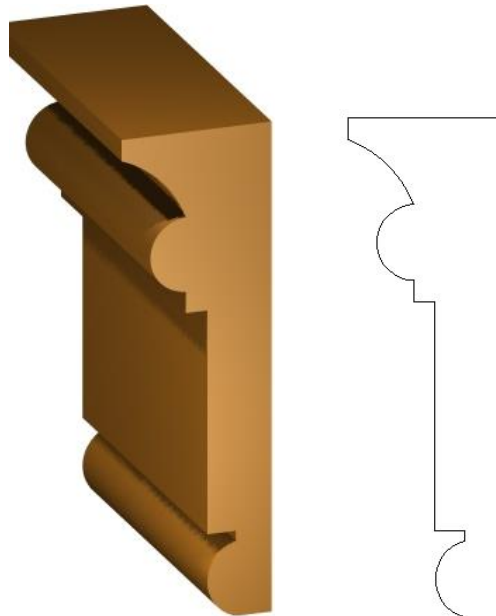
HHCH402 Spearly Chair Rail w/ Rabbet
5/8" x 2 1/4"



HHCH428 Panel Mould
15/16" x 2 1/4"



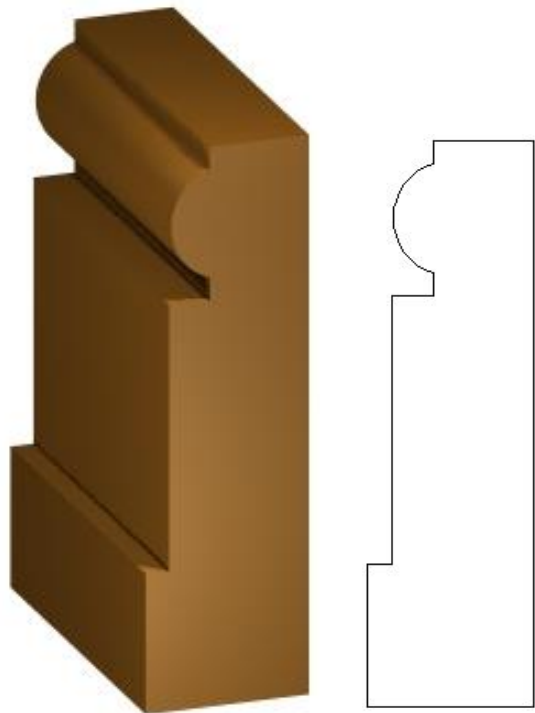
HHCH427 Chair Rail
7/8" x 2 7/8"



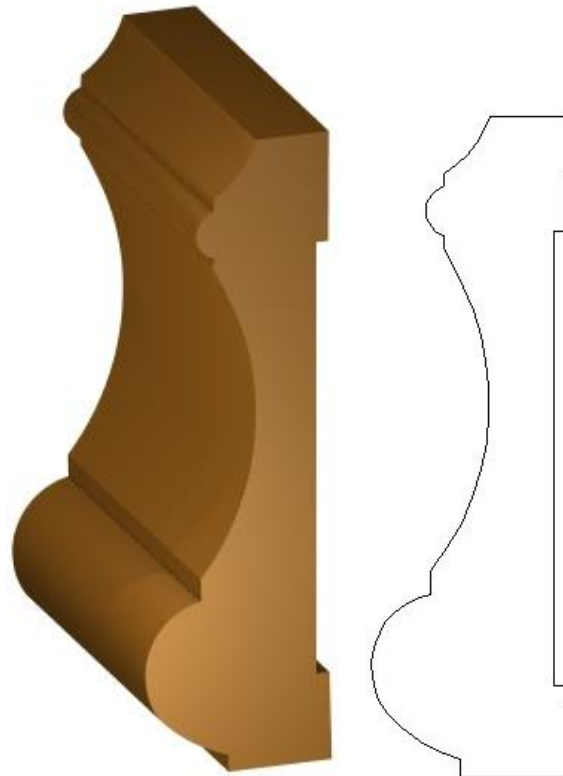


"A Fine Tradition In Wood"

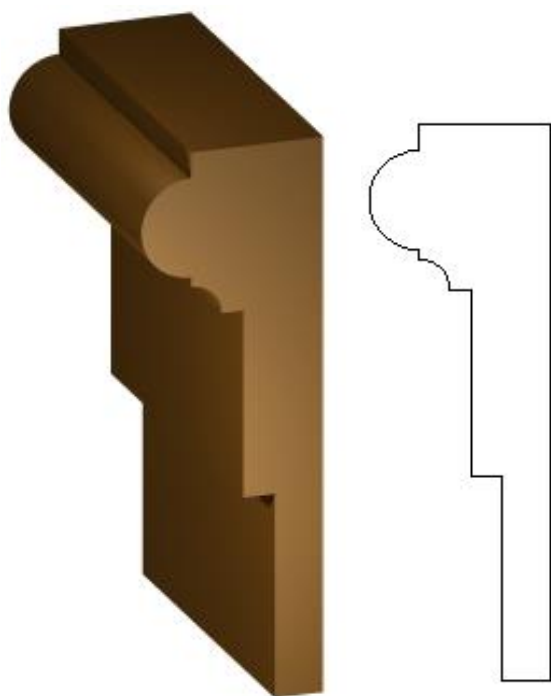
HHCH414 Potomac Chair Rail
7/8" x 3"



HHCH403 Kirchoff Chair Rail
1" x 3 7/16"

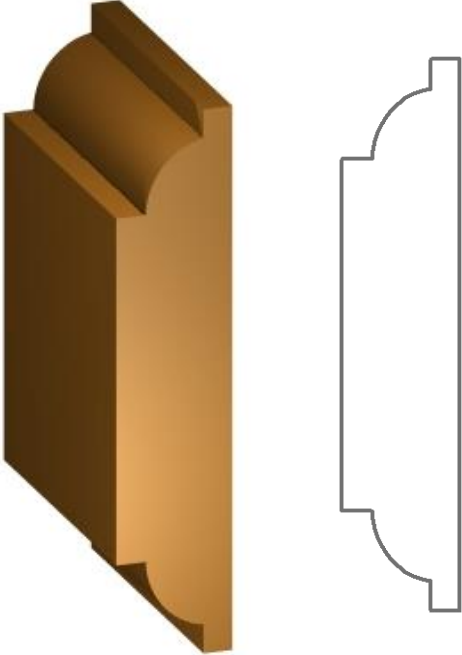


HHCH430 Chair Rail
1" x 3 1/16"

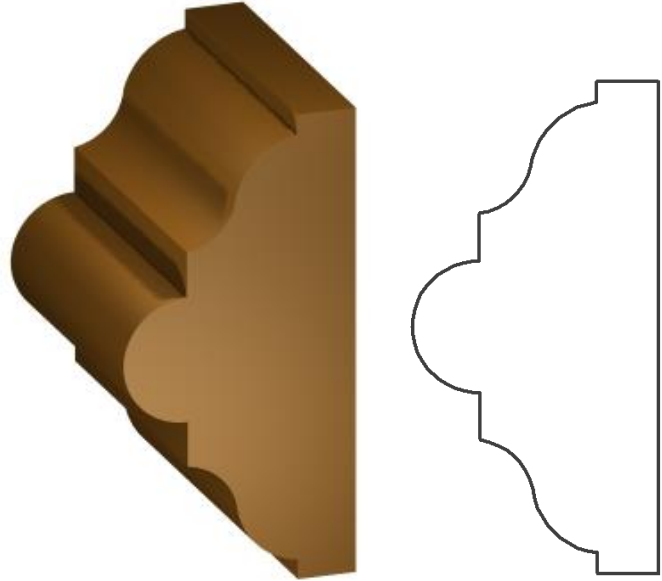


[Back to Chair Rails](#)

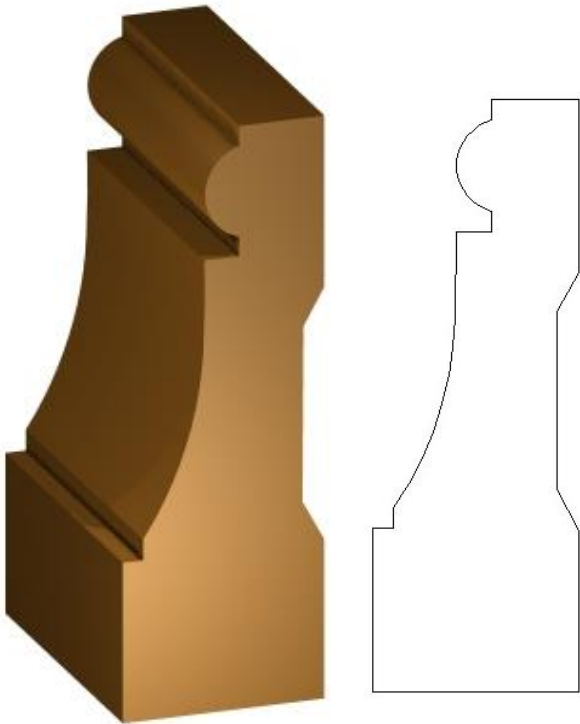
HHCH419 Brundoe Chair Rail
3/4" x 3 1/2"



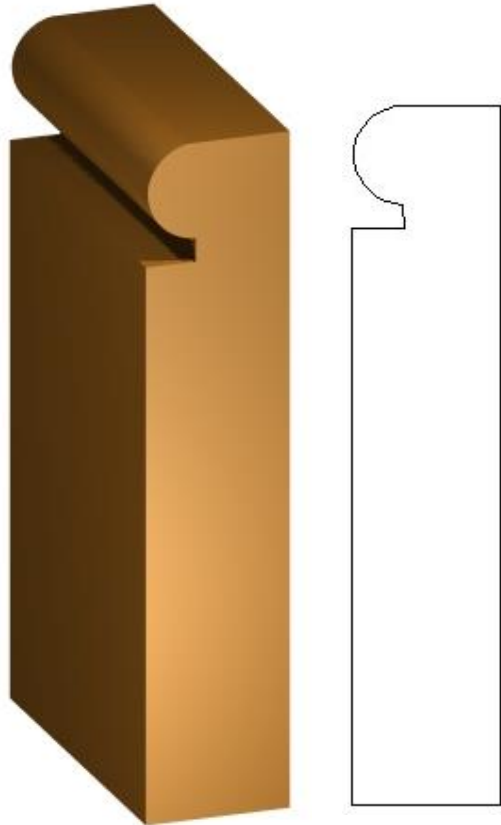
HHCH420 Chair Rail
1 1/2" x 3"



HHCH415 Potomac Chair Rail Cap
1 1/4" x 3 5/8"

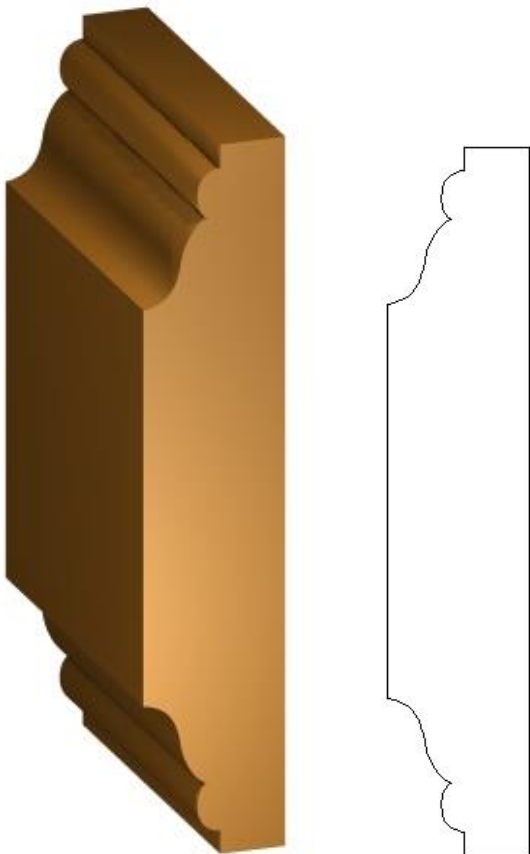


HHCH404 Greiner Chair Rail
3/4" x 3 5/8"

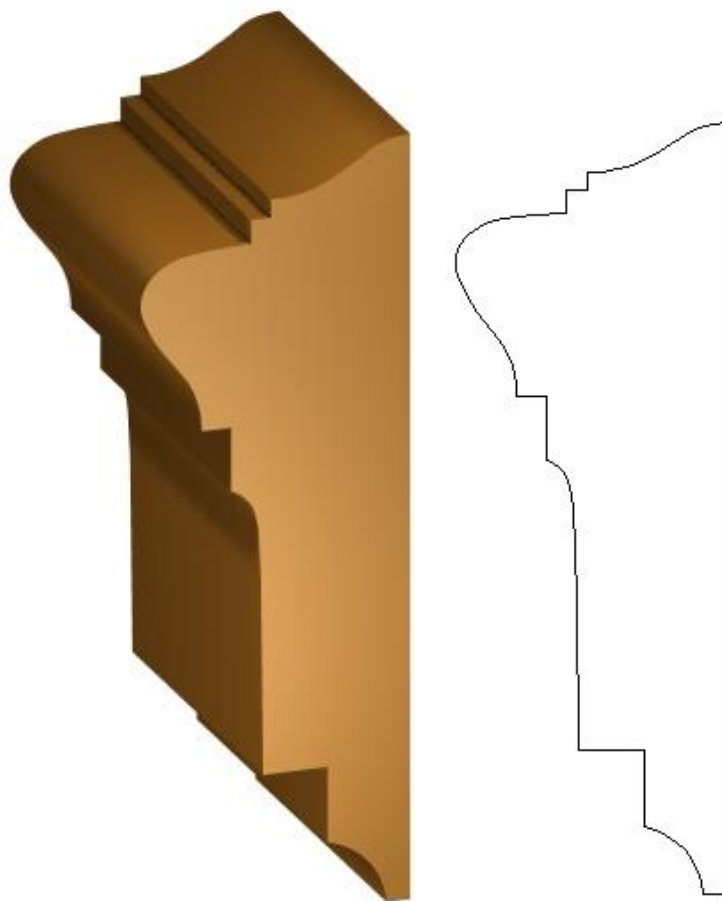


[Back to Chair Rails](#)

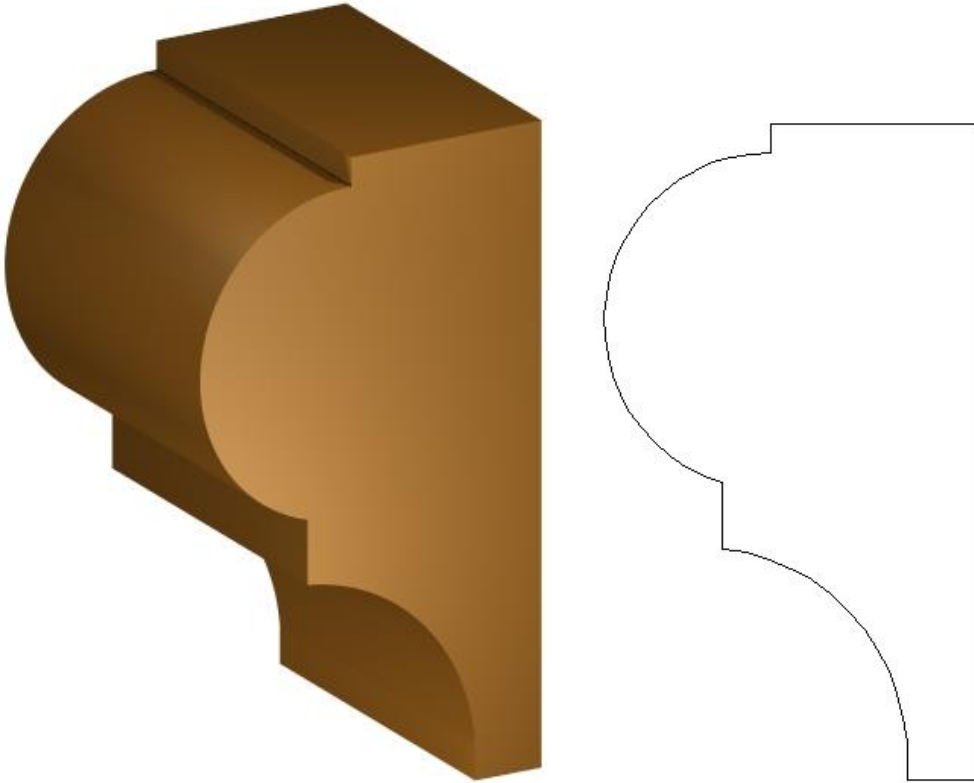
HHCH410 Weaver Balaban Chair Rail
3/4" x 3 3/4"



HHCH422 Chair Rail
1 1/2" x 4 1/4"




HHCH423 Bolection Moulding
2" x 3 1/2"






"A Fine Tradition In Wood"

HHCH436 Medium Chair Rail
1 3/4" x 5 1/4"




[Back to Chair Rails](#)


HHCH412 Bollection Panel Mould #2
1 3/4" x 5 5/8"



[Back to Chair Rails](#)

HHCH437 Large Chair Rail
1" x 6"





Crown

[Back to Table of Contents](#)

Crown:

HHCR198 Cove - 162 -	HHCR175 Bed Mould - 174 -
HHCR199 Cove - 162 -	HHCR128 Custom Bed Mould - 174 -
HHCR225 Cove Cap - 162 -	HHCR133 Crown - 174 -
HHCR242 Cove - 162 -	HHCR116 Haven Homes Crown - 175 -
HHCR139 Cove - 162 -	HHCR149 Annapolis Profile B Crown - 176 -
HHCR192 Crown Cap - 162 -	HHCR149A Annapolis Profile B Crown - 176 -
HHCR229 Crown Cap - 163 -	HHCR219 Mission B Crown - 177 -
HHCR247 Crown Top - 163 -	HHCR126 Mission Crown - 177 -
HHCR204 Bed Mould - 163 -	HHCR212 Atsinger Crown - 178 -
HHCR221 Crown Cap - 163 -	HHCR111 Litch Crown - 179 -
HHCR243 Rake Moulding - 163 -	HHCR145 Crown - 179 -
HHCR250 Crown Top - 163 -	HHCR172 Crown - 180 -
HHCR241 Head Crown - 164 -	HHCR216 Crown - 180 -
HHCR248 Crown Bottom - 164 -	HHCR245 Small Crown - 181 -
HHCR207 Crown B - 165 -	HHCR206 Crown A - 181 -
HHCR252 Crown - 165 -	HHCR233 Cove - 182 -
HHCR166 Bed Mould - 166 -	HHCR122 Precision Wood Crown - 183 -
HHCR121 Miller Bed - 166 -	HHCR180 WM48 Crown - 183 -
HHCR196 Cove - 166 -	HHCR152 Cove - 184 -
HHCR141 WM82 Crown - 166 -	HHCR156 Crown - 184 -
HHCR240 Cove - 167 -	HHCR148 Annapolis Profile A Crown - 185 -
HHCR142 Meadowview Rake Trim - 167 -	HHCR161 Crown - 185 -
HHCR184 South Window Head Crown - 168 -	HHCR140 Crown - 186 -
HHCR105 Crown Trim - 168 -	HHCR146 Crown - 186 -
HHCR104 Heritage Builders Crown Trim Piece - 168 -	HHCR202 Drip Edge Crown - 187 -
HHCR123 Crown Trim - 168 -	HHCR224 Cove - 187 -
HHCR210 Bailor Bed Mould - 169 -	HHCR150 Annapolis Profile C Crown - 188 -
HHCR214 Crown - 169 -	HHCR157 Crown - 188 -
HHCR211 Treanor Rake Crown - 169 -	HHCR168 Bed Mould - 189 -
HHCR223 Cove - 169 -	HHCR193 Polk Crown - 190 -
HHCR151 Bed Moulding Cornice - 170 -	HHCR191 Cove - 190 -
HHCR138 Crown - 170 -	HHCR117 St. John's Crown - 191 -
HHCR188 Cove - 170 -	HHCR187 Tri-County Crown - 191 -
HHCR200 Crown - 171 -	HHCR208 Crown C - 192 -
HHCR201 Crown - 171 -	HHCR144 Crown - 192 -
HHCR173 Window Head Crown - 172 -	HHCR209 Baylor Crown - 193 -
HHCR147 Annapolis Profile D - 172 -	HHCR185 Crown - 193 -
HHCR130 Kirchoff Crown - 173 -	HHCR160 Bed Mould - 194 -
HHCR124 McMillen Saner Crown - 173 -	HHCR136 Patton 2 Crown - 194 -
HHCR197 Crown - 173 -	HHCR107 Walborn Cove - 195 -
HHCR203 Middle Crown - 173 -	HHCR127 Fascia Crown - 196 -
HHCR167 Bed Mould - 174 -	HHCR232 Bed Mould - 197 -
	HHCR132 Soffit Crown - 198 -



"A Fine Tradition In Wood"

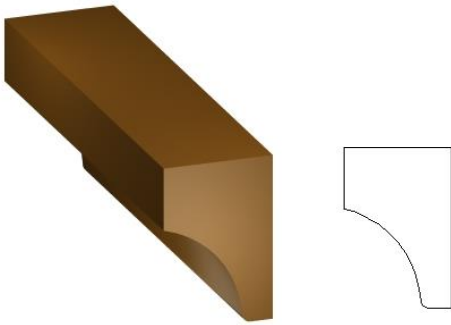
[HHCR176 Crown](#) - 199 -
[HHCR114 Crown](#) - 200 -
[HHCR217 Crown](#) - 200 -
[HHCR183 South Crown](#) - 201 -
[HHCR109 Crown](#) - 201 -
[HHCR112 Dame Crown](#) - 202 -
[HHCR135 Crown](#) - 202 -
[HHCR159 Bed Mould](#) - 203 -
[HHCR155 Crown](#) - 204 -
[HHCR174 Crown](#) - 204 -
[HHCR171 Crown](#) - 205 -
[HHCR169 Crown](#) - 205 -
[HHCR244 Crown](#) - 206 -
[HHCR189 Crown](#) - 207 -
[HHCR194 Polk Crown](#) - 207 -
[HHCR158 Crown](#) - 208 -
[HHCR131 Crown](#) - 208 -
[HHCR220 Cove](#) - 209 -
[HHCR246 Medium Crown](#) - 210 -
[HHCR249 Center Cove](#) - 211 -
[HHCR215 McClean Crown](#) - 212 -
[HHCR181 Brodie Cove](#) - 212 -
[HHCR154 Crown](#) - 213 -

[HHCR134 Pote Crown](#) - 213 -
[HHCR113 Crown](#) - 214 -
[HHCR163 Potomac Crown](#) - 215 -
[HHCR227 Cove](#) - 216 -
[HHCR190 Crown](#) - 217 -
[HHCR228 Cove](#) - 218 -
[HHCR103 Crown](#) - 218 -
[HHCR162 Crown](#) - 220 -
[HHCR170 Crown](#) - 221 -

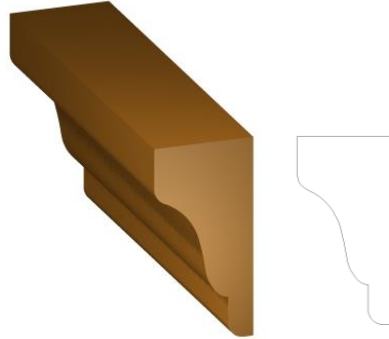
Crown Backer:

[HHCR218 Crown Backer](#) - 222 -
[HHCR213 Atsinger Crown Backer](#) - 222 -
[HHCR226 Crown Backer](#) - 223 -
[HHCR251 Crown Backer](#) - 223 -
[HHCR164 Crown Backer](#) - 224 -
[HHCR165 Single Bead Crown Backer](#) - 224 -
[HHCR238 Head Trim](#) - 225 -
[HHCR239 Side Trim](#) - 225 -
[HHCR177 Crown Backer](#) - 226 -
[HHCR222 Crown Backer](#) - 226 -
[HHCR182 South Crown Backer](#) - 227 -
[HHCR186 Crown Backer](#) - 227 -

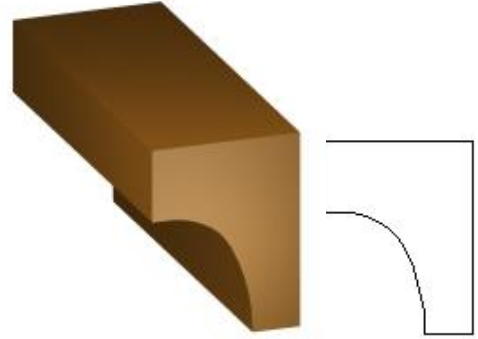
HHCR198 Cove
 1/2" x 3/4" {W=3/4" C=1/2"}



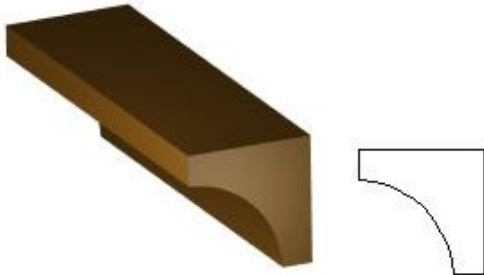
HHCR199 Cove
 1/2" x 1" {W= 1" C= 1/2"}



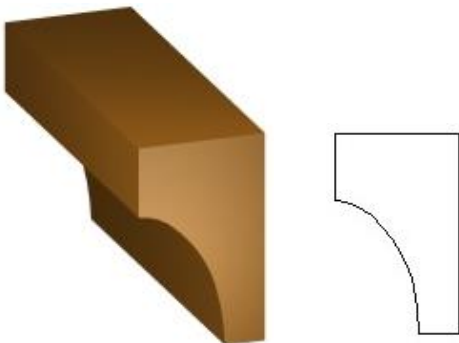
HHCR225 Cove Cap
 3/4" x 1" {W=1" C= 3/4"}



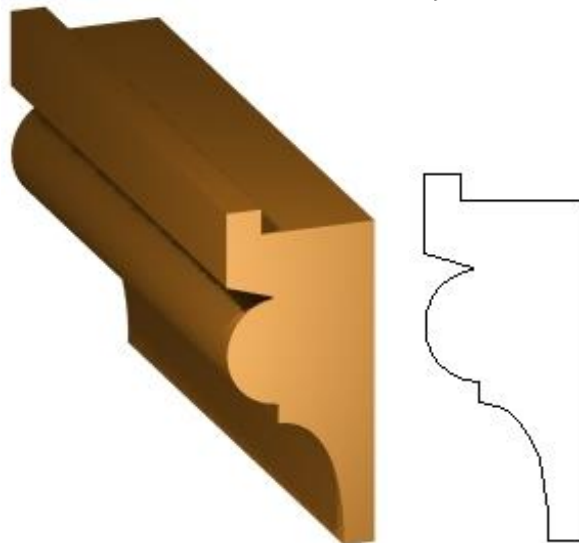
HHCR242 Cove
 5/8" x 5/8" {W= 5/8" C=5/8"}



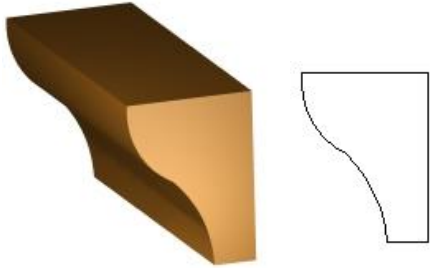
HHCR139 Cove
 11/16" x 1 1/8" {W=1 1/8" C=11/16"}



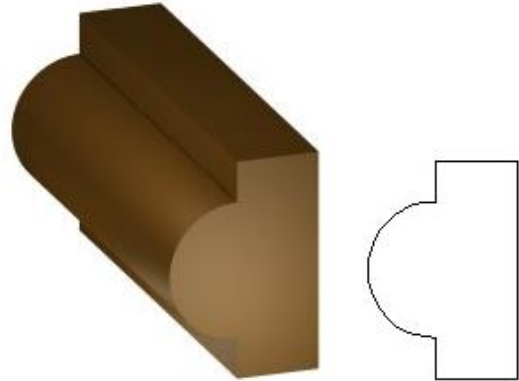
HHCR192 Crown Cap
 3/4" x 1 3/4" {W=1 3/4" C=3/4"}



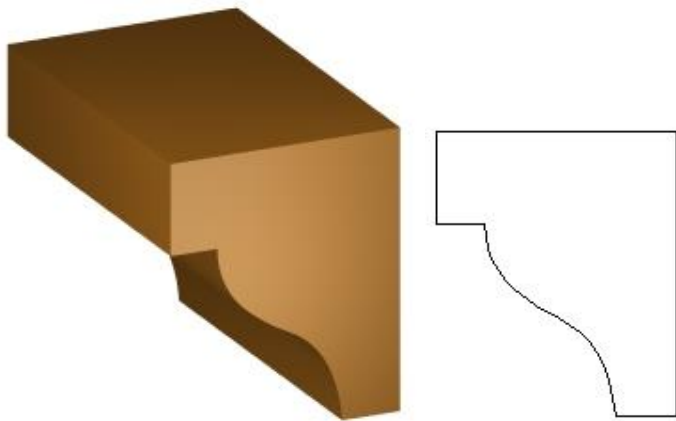
HHCR229 Crown Cap
 3/4" x 1" {W=1" C=3/4"}



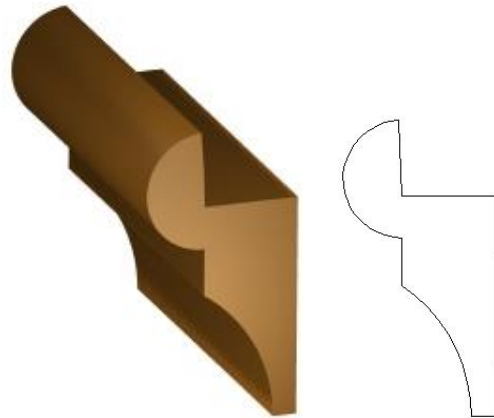
HHCR247 Crown Top
 11/16" x 1" {W=1" C=11/16"}




HHCR204 Bed Mould
 1 5/16" x 1 9/16" {W=1 9/16" C=1 5/16"}



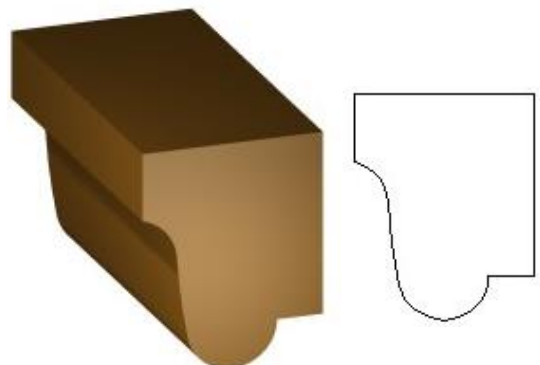
HHCR221 Crown Cap
 13/16" x 1 9/16" {W=1 9/16" C=13/16"}



HHCR243 Rake Moulding
 1 1/2" x 1 1/2" {W=1 1/2" C=1 1/2"}

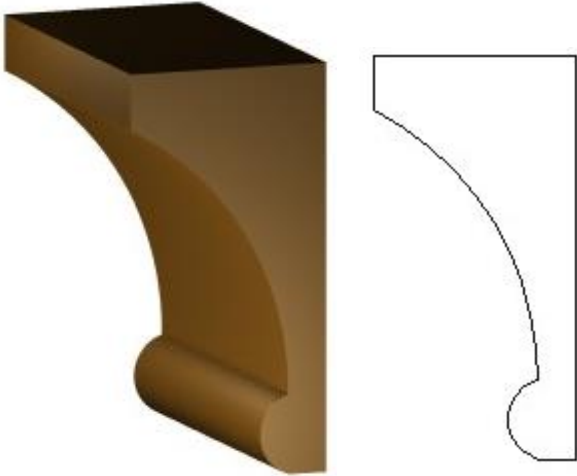


HHCR250 Crown Top
 1" x 1 1/4" {W=1 1/4" C=1"}

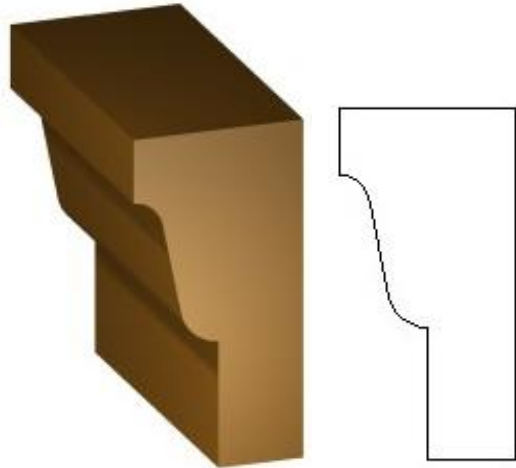


[Back to Crown](#)

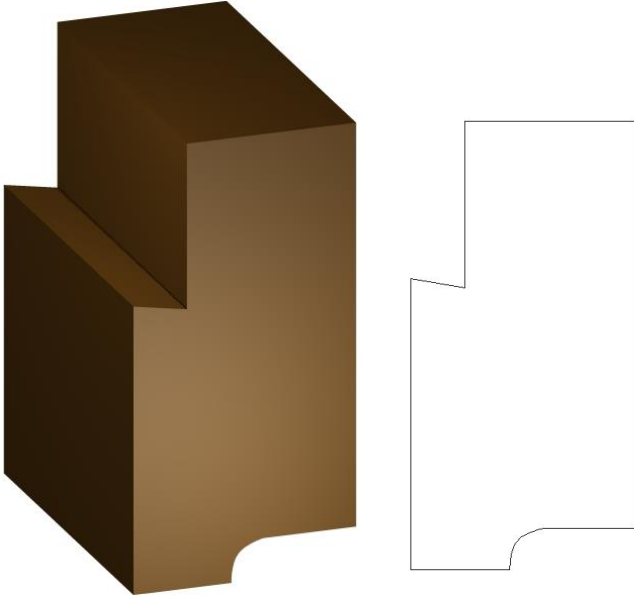
HHCR241 Head Crown
1 1/8" x 2 1/4" {W=2 1/4" C=1 1/8"}




HHCR248 Crown Bottom
1" x 2" {W=2" C=1"}



HHCR207 Crown B
1 1/4" x 2 1/2" {W=2 1/2" C=1 1/4"}




HHCR252 Crown
9/16" x 1 5/8"




HHCR166 Bed Mould

1/2" x 2 1/8" {W=1 11/16" C=1 5/16"}



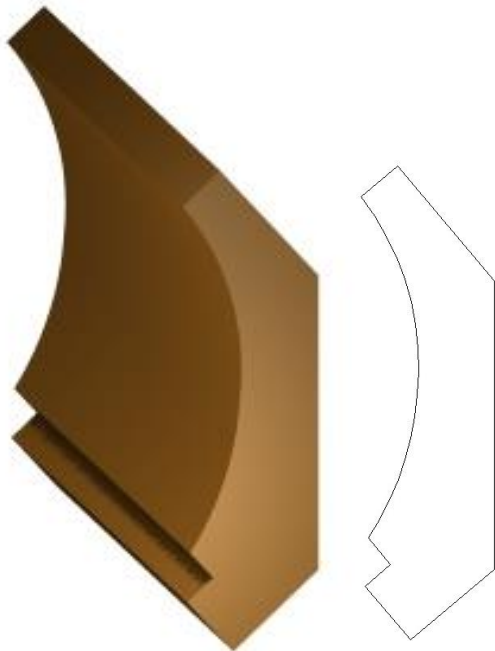
HHCR121 Miller Bed

3/4" x 2 5/8" {W=2 1/4" C=1 9/16"}




HHCR196 Cove

9/16" x 2" {W=1 9/16" C=1 1/4"}




HHCR141 WM82 Crown

9/16" x 2 3/4" {W=2 1/16" C=1 7/8"}

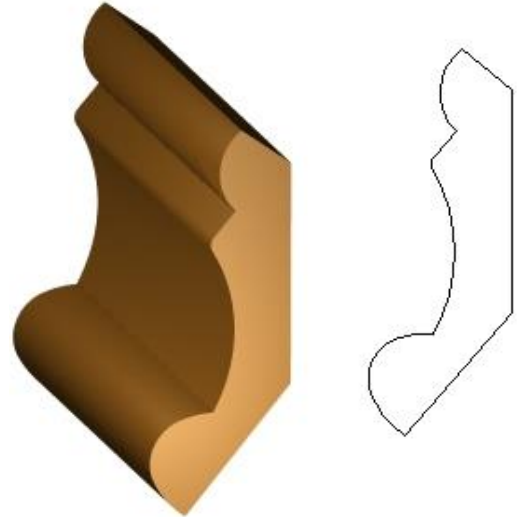


[Back to Crown](#)

HHCR240 Cove
3/4" x 2 5/8" {W=2" C=1 3/4"}



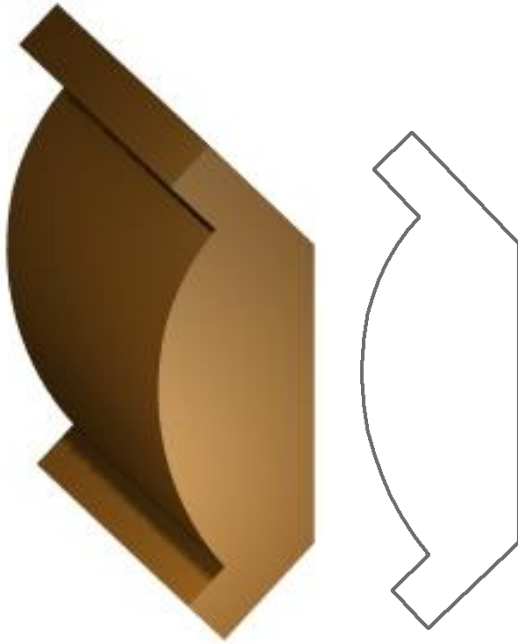
HHCR142 Meadowview Rake Trim
3/4" x 2 1/8" {W=1 3/4" C=1 1/8"}



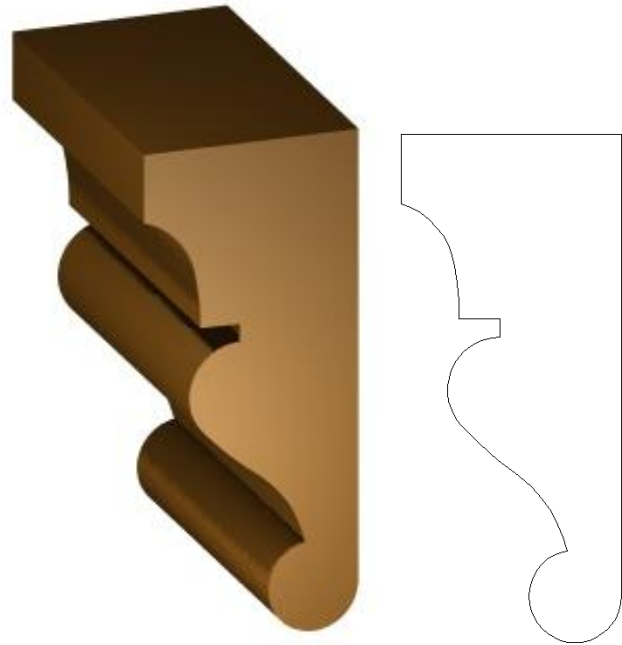


"A Fine Tradition In Wood"

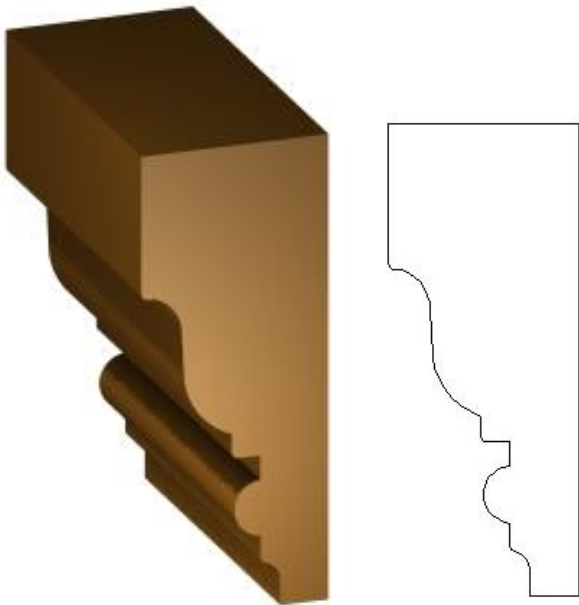
HHCR184 Window Head Crown
3/4" x 2 3/8" {W=1 9/16" C=1 3/4"}



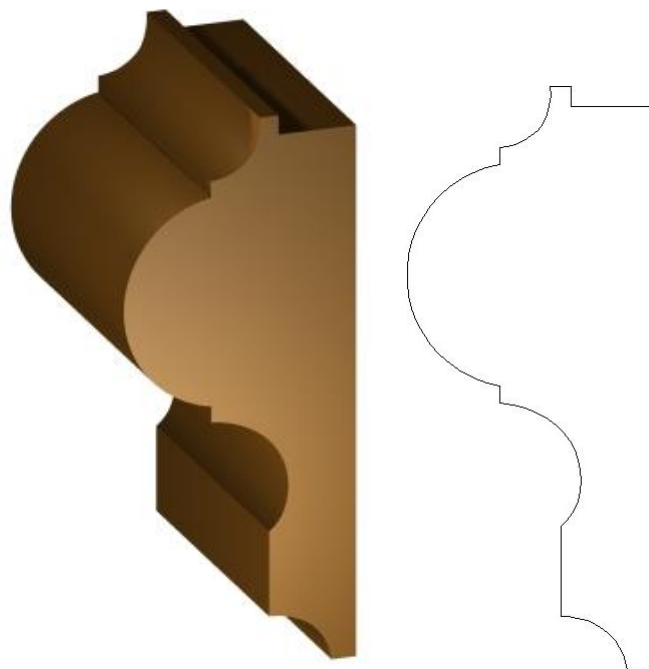
HHCR105 Crown Trim Piece
1 3/16" x 2 3/4" {W=2 3/4" C=1 3/16"}



HHCR104 Heritage Builders Crown Trim Piece
1" x 2 1/2" {W=2 1/2" C=1"}



HHCR123 Crown Trim
1 1/2" x 3 9/16" {W=3 9/16" C=1 1/2"}




[Back to Crown](#)

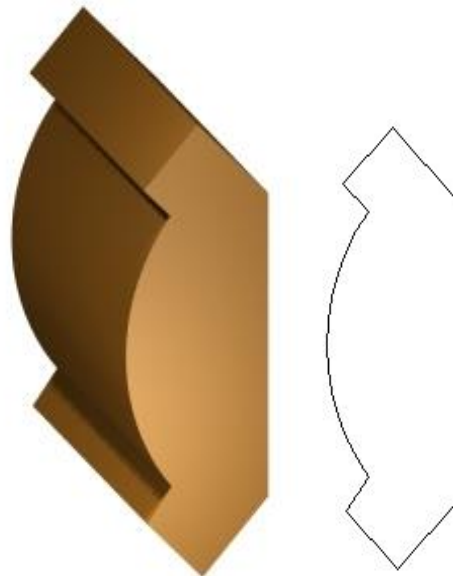


"A Fine Tradition In Wood"

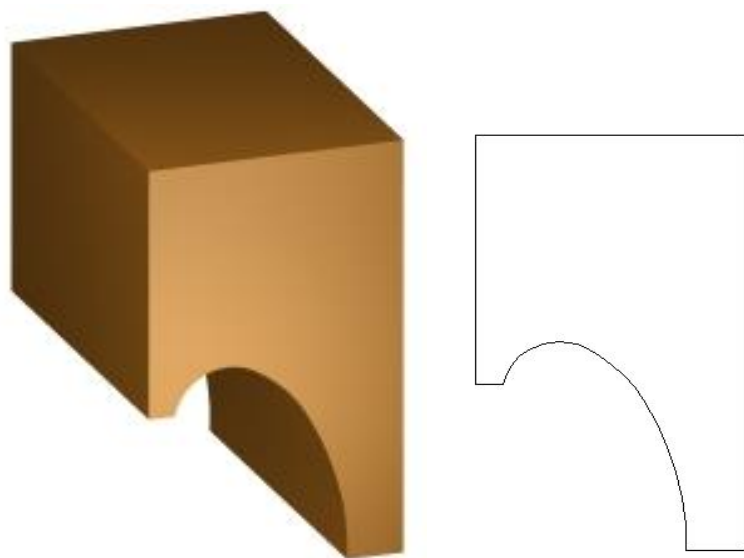
HHCR210 Bailor Bed Mould
3/4" x 2 1/2" {W=1 3/4" C=1 3/4"}



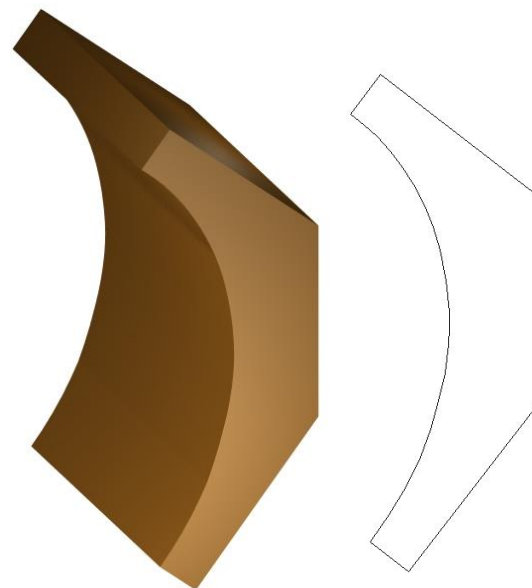
HHCR214 Crown
29/32" x 2 5/8" {W=1 7/8" C=1 13/16"}



HHCR211 Treanor Rake Crown
1 1/2" x 2 3/16" {W=2 3/16" C=1 1/2"}

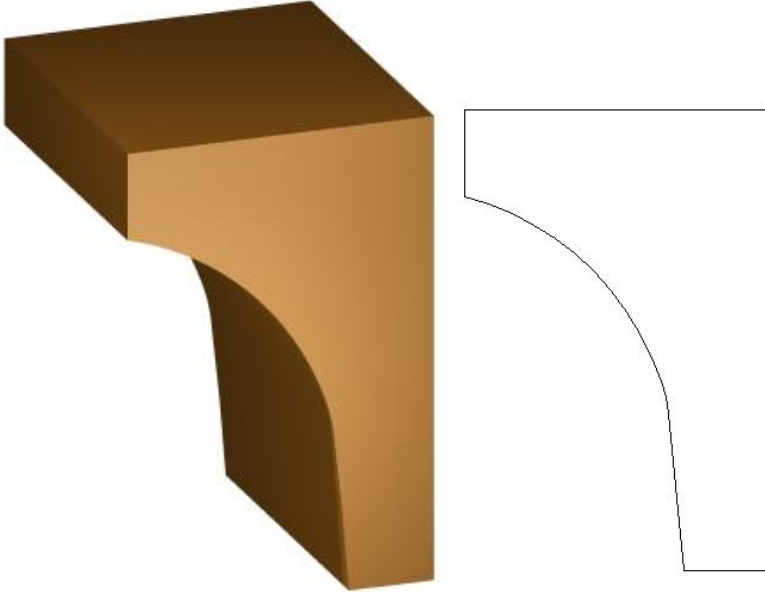


HHCR223 Cove
1" x 2 5/8" {W=2" C=1 3/4"}





[Back to Crown](#)

HHCR151 Bed Moulding Cornice
 1 13/16" x 2 3/4" {W=2 3/4" C=1 13/16"}



HCR188 Cove
 1 1/32" x 4 1/2" {W=3 3/16" C=3 3/16"}

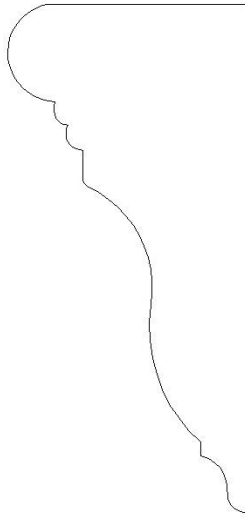
HHCR138 Crown
 1" x 3 9/16" {W=3 1/16" C=1 13/16"}



[Back to Crown](#)

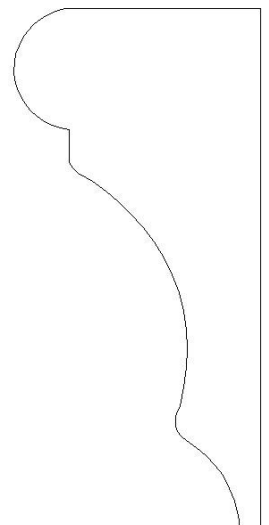
HHCR200 Crown

1 1/4" x 2 3/4" {W=2 3/4" C=1 1/4"}



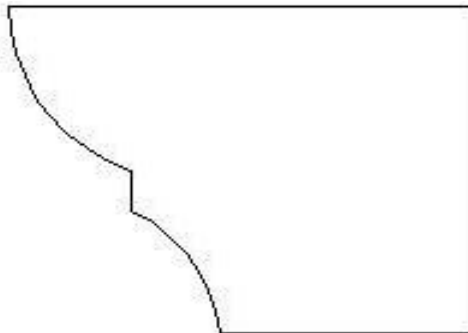
HHCR201 Crown

1 5/16" x 2 3/4" {W=2 3/4" C=1 5/16"}

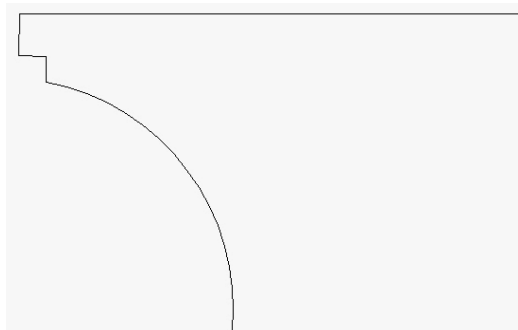


[Back to Crown](#)

HHCR173 Window Head Crown
2" x 2 5/8" {W=2" C=2 5/8"}



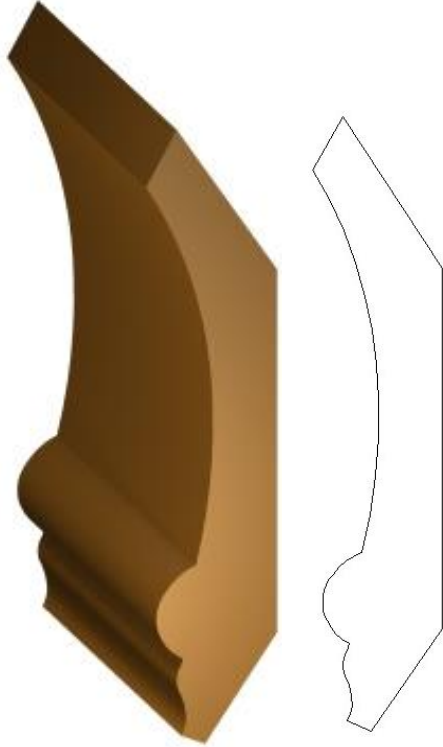
HHCR153 Annapolis Profile D Extended
2 1/2" x 2 3/4" {W=2 3/4" C=2 1/2"}
HHCR147 Annapolis Profile D
1 1/2" x 2 3/8"






"A Fine Tradition In Wood"


HHCR130 Kirchoff Crown
1 1/16" x 3 1/4" {W=2 5/8" C=2"}
A 3D perspective view of a dark brown wood crown molding with a decorative, curved profile. To its right is a white 2D line drawing of the same profile, showing its complex, multi-faceted shape.




HHCR124 McMillen Saner Crown
1" x 3 1/2" {W=2 5/16" C=2 9/16"}
A 3D perspective view of a dark brown wood crown molding with a decorative, curved profile. To its right is a white 2D line drawing of the same profile, showing its complex, multi-faceted shape.



HHCR197 Crown
3/4" x 3 3/16" {W= C= }
A 3D perspective view of a dark brown wood crown molding with a decorative, curved profile. To its right is a white 2D line drawing of the same profile, showing its complex, multi-faceted shape.




HHCR203 Middle Crown
3/4" x 3 7/16" {W=2 3/4" C=2 1/16"}
A 3D perspective view of a dark brown wood crown molding with a decorative, curved profile. To its right is a white 2D line drawing of the same profile, showing its complex, multi-faceted shape.




[Back to Crown](#)

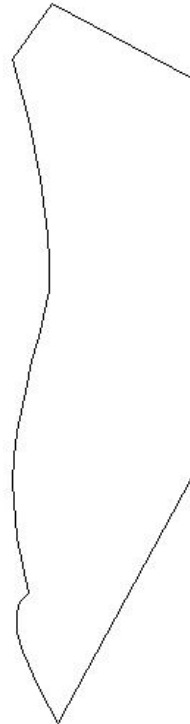
HHCR116 Haven Homes Crown
13/16" x 3 9/16" {W=2 5/8" C=2 7/16"}



HHCR149 Annapolis Profile B Crown
1 1/8" x 3 3/8" {W=3 3/8" C=1 1/8"}




HHCR149A Annapolis Profile B Crown
15/16" x 3 7/8" {W=3 3/8" C=1 5/16"}




[Back to Crown](#)

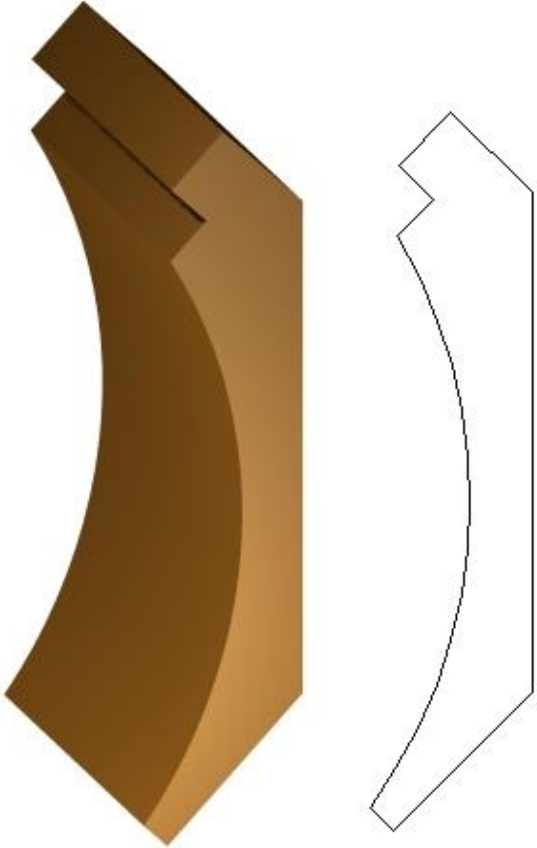
HHCR219 Mission B Crown
3/4" x 3 1/4" {W=2 9/16" C=2 1/16"}



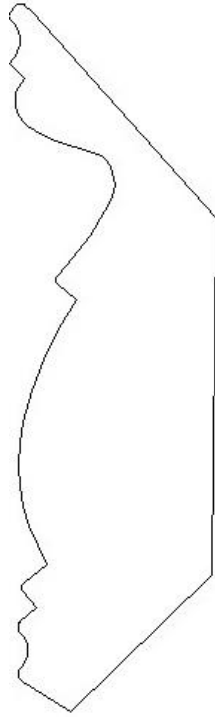
HHCR126 Mission Crown
3/4" x 3 3/4" {W=2 5/8" C=1 7/8"}



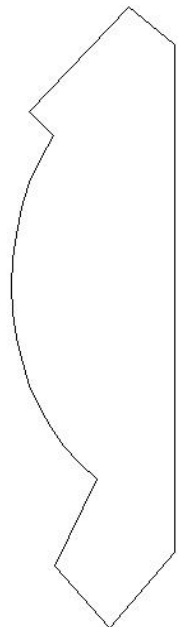
HHCR212 Atsinger Crown
13/16" x 3 11/16" {W=2 13/16" C=2 3/8"}



HHCR111 Litch Crown
1 1/16" x 3 3/4" {W= C= }



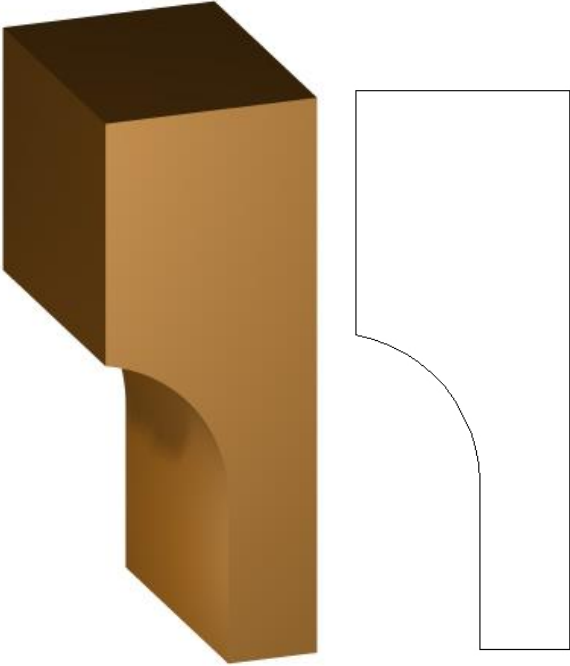
HHCR145 Crown
7/8" x 3 3/8" {W=2 5/8" C=2 1/8"}



[Back to Crown](#)


HHCR172 Crown

1 1/2" x 3 15/16" {W=3 15/16" C=1 1/2"}




HHCR216 Crown

7/8" x 4 5/8" {W=3 3/8" C=3 1/8"}

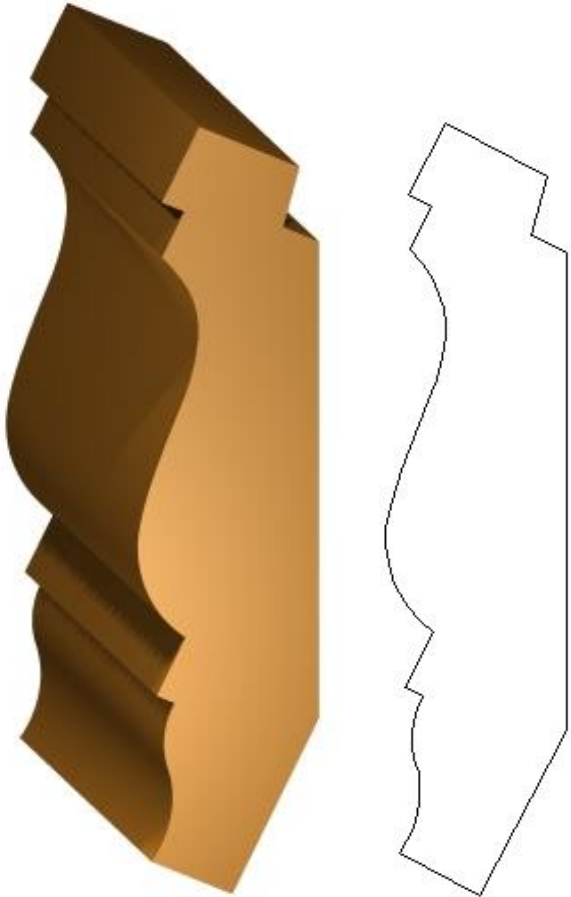


[Back to Crown](#)


HHCR245 Small Crown
1 1/8" x 4" {W=2 7/8" C=2 11/16"}



HHCR206 Crown A
1" x 4 1/4" {W=3 11/16" C=2 1/8"}




HHCR233 Cove
1 3/8" x 4 3/8"




[Back to Crown](#)

HHCR122 Precision Wood Crown
1 1/4" x 4 1/8" {W=3 1/16" C=2 13/16"}




HHCR180 WM48 Crown
1 1/16" x 4 1/4" {W=3 1/16" C=2 15/16"}



[Back to Crown](#)


HHCR152 Cove

7/8" x 4 1/4" {W=2 7/8" C=3 1/8"}



HHCR156 Crown

13/16" x 4 3/8" {W=3 5/8" C=2 3/8"}

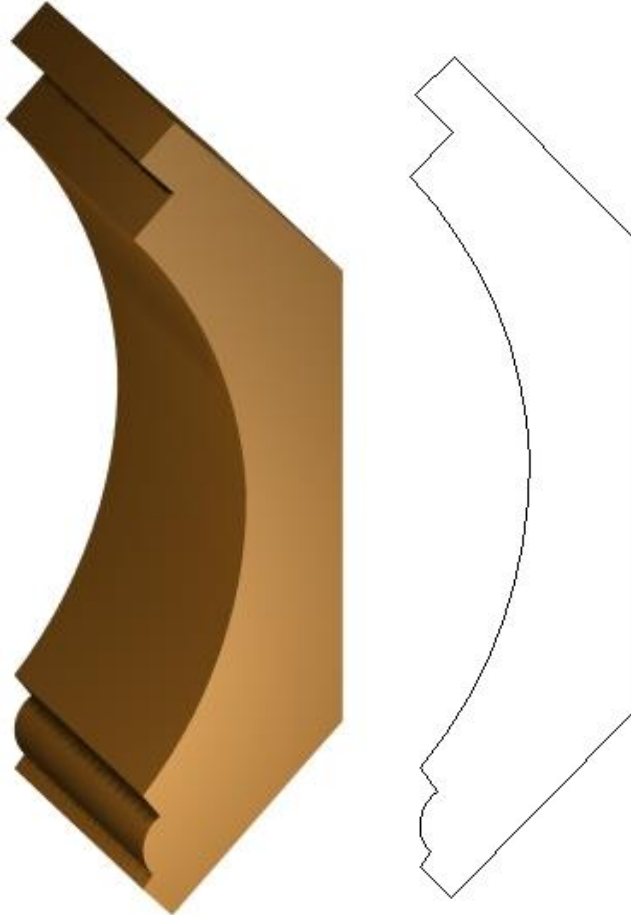


[Back to Crown](#)

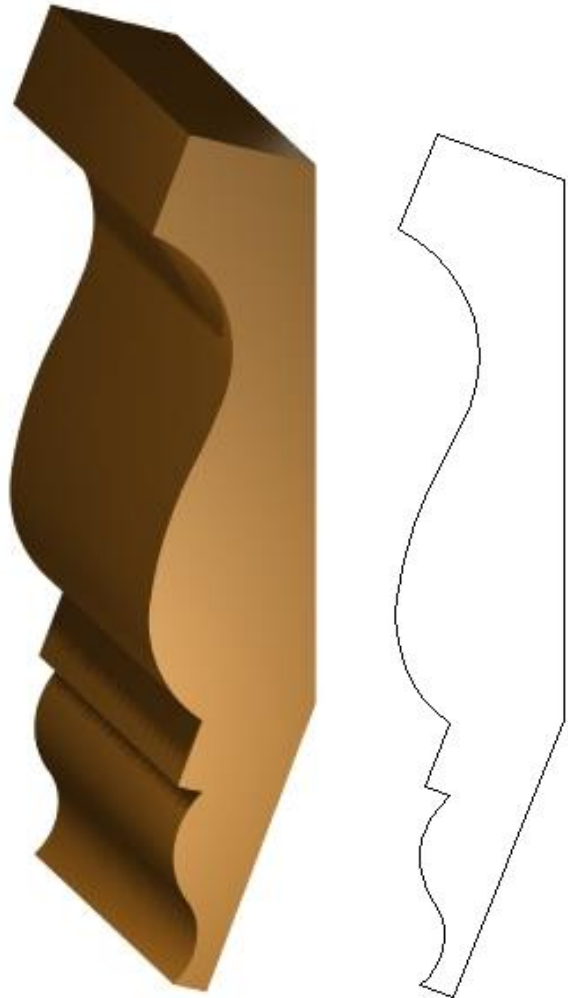


"A Fine Tradition In Wood"

HHCR148 Annapolis Profile A Crown
1 3/16" x 4 1/2" {W=3 3/16" C=3 1/8"}




HHCR161 Crown
7/8" x 4 1/2" {W=4 3/16" C=1 3/4"}



[Back to Crown](#)


HHCR140 Crown

13/16" x 4 1/2" {W=3 5/8" C=2 5/8"}




HHCR146 Crown

3/4" x 4 1/2" {W=3 3/8" C=3"}




[Back to Crown](#)

HHCR202 Drip Edge Crown
3/4" x 4 5/8" {W=3 9/16" C=2 15/16"}

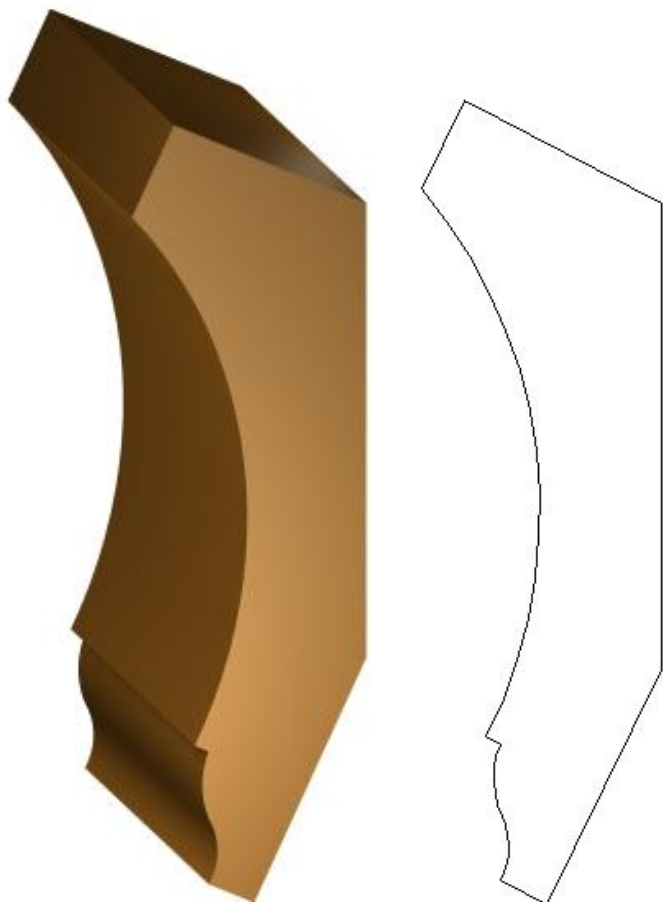


HHCR224 Cove
1 3/4" x 4 7/8" {W=3 15/16" C=3"}




[Back to Crown](#)

HHCR150 Annapolis Profile C Crown
1 3/8" x 4 5/8" {W=3 7/8" C=2 7/16"}




HHCR157 Crown
9/16" x 4 5/8" {W=3 11/16" C=2 11/16"}

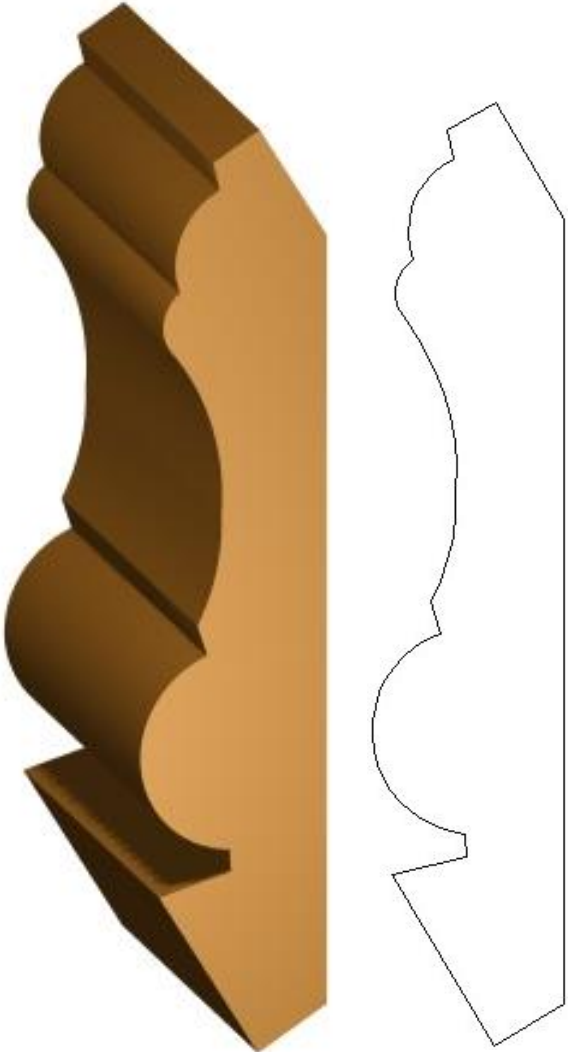


[Back to Crown](#)

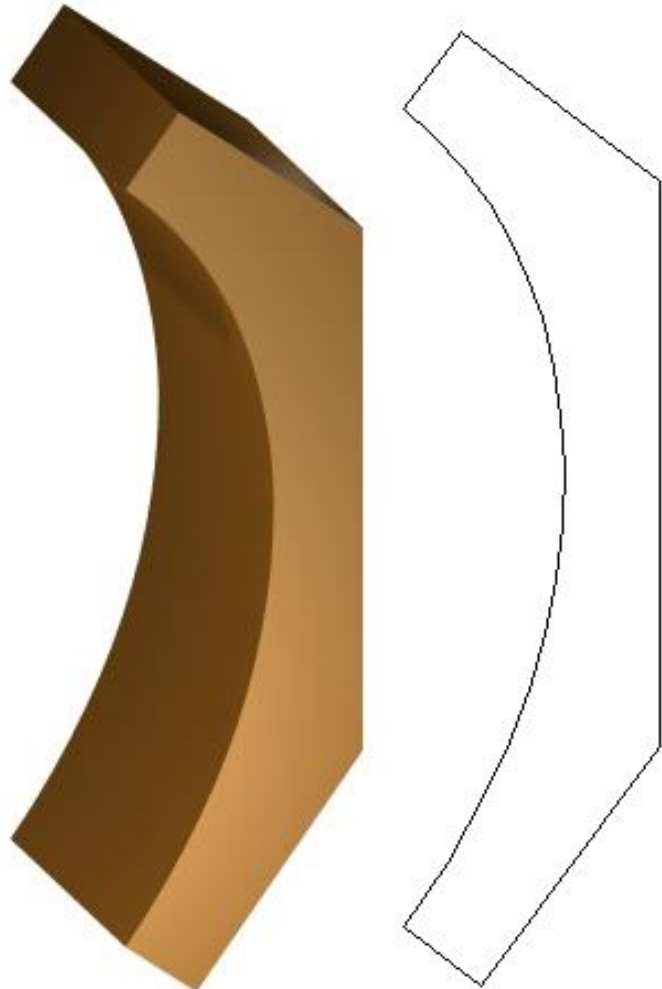
HHCR168 Bed Mould
1 3/4" x 4 5/8" {W=3 3/16" C=3 3/8"}



HHCR193 Polk Crown
1" x 4 15/16" {W=2 1/2" C=4 1/4"}




HHCR191 Cove
1 1/2" x 5 9/16" {W=4 3/8" C=3 7/16"}

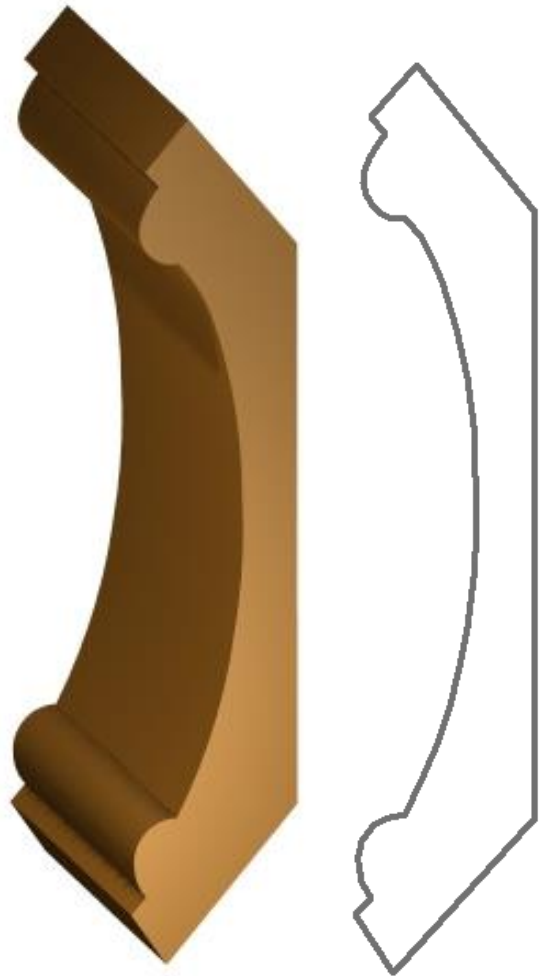


[Back to Crown](#)


HHCR117 St. John's Crown
1 3/16" x 4 3/4" {W=3 5/16" C=2 7/8"}




HHCR187 Tri-County Crown
1" x 5 1/16" {W=3 5/16" C=3 5/16"}



HHCR208 Crown C
1" x 5" {W=4 5/16" C=2 1/2"}




HHCR144 Crown
7/8" x 5" {W=3 7/16" C=3 3/4"}

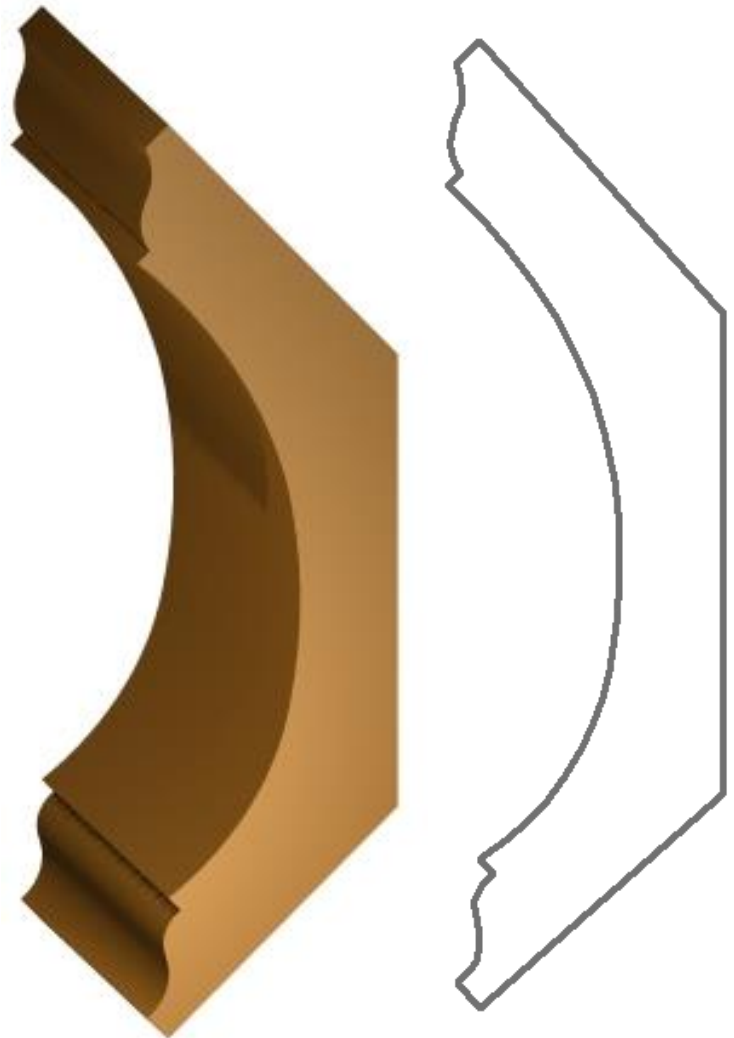


[Back to Crown](#)

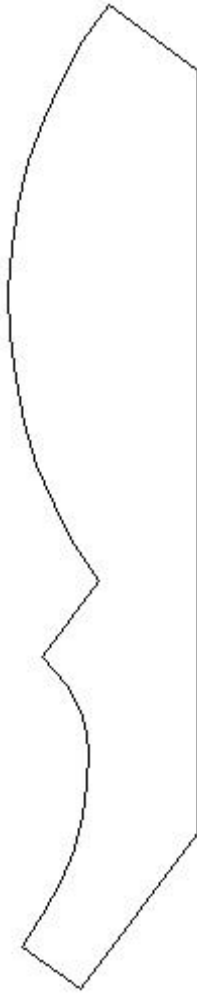
HHCR209 Baylor Crown
1" x 5 1/4" {W=4 1/4" C=3"}



HHCR185 Crown
1 1/2" x 5 1/4" {W= C= }



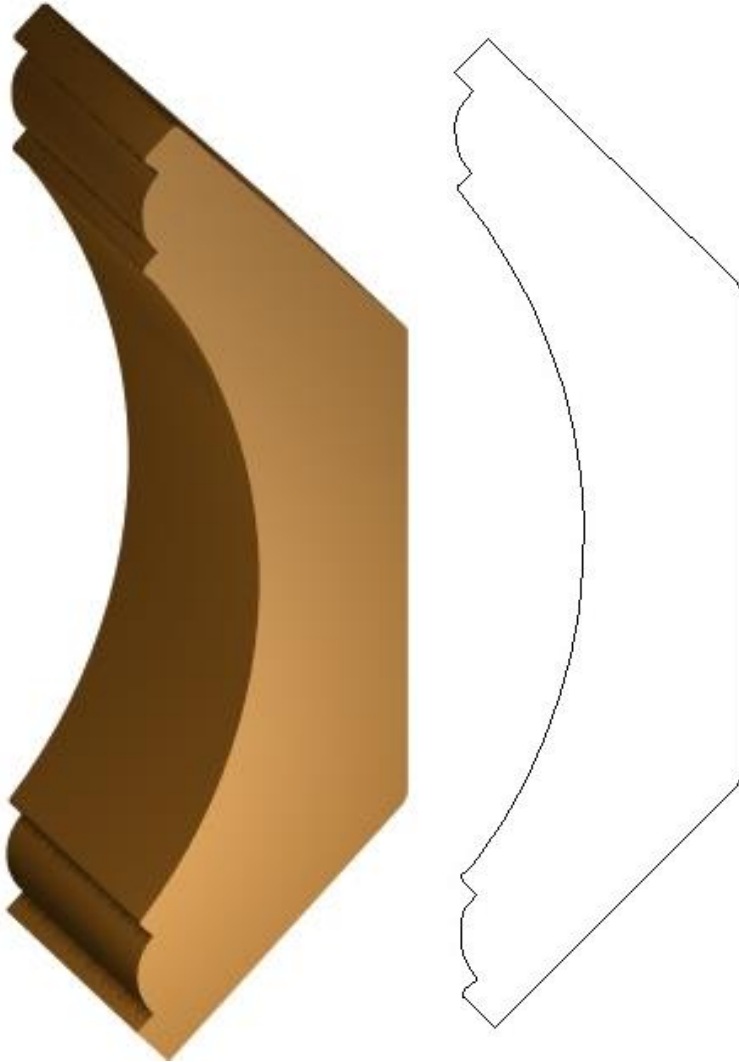
HHCR160 Bed Mould
1" x 5 3/16" {W=4 1/4" C=3"}




HHCR136 Patton 2 Crown
7/8" x 5 1/4" {W=3 5/16" C=3 9/16"}

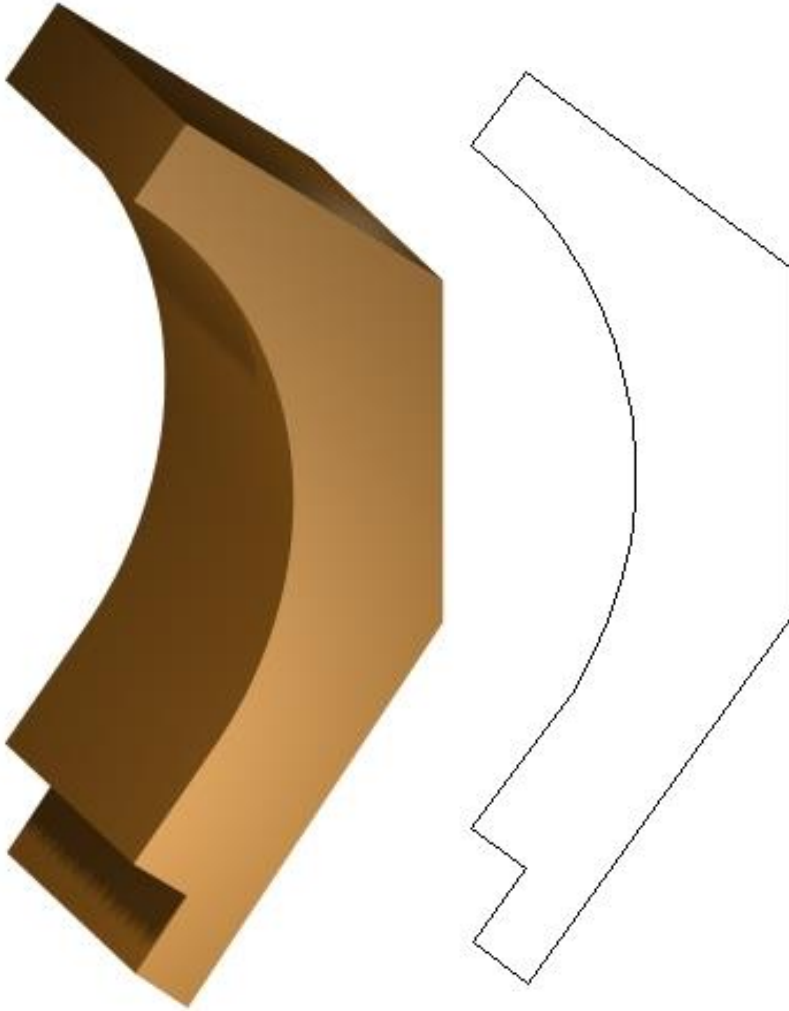


HHCR107 Walborn Cove
1 1/2" x 5 1/4" {W=3 11/16" C=3 11/16"}



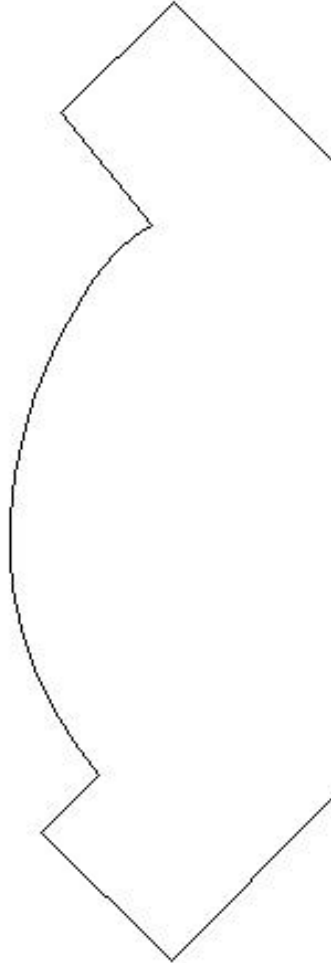


HHCR127 Fascia Crown
1 3/4" x 5" {W=4" C=2 15/16"}

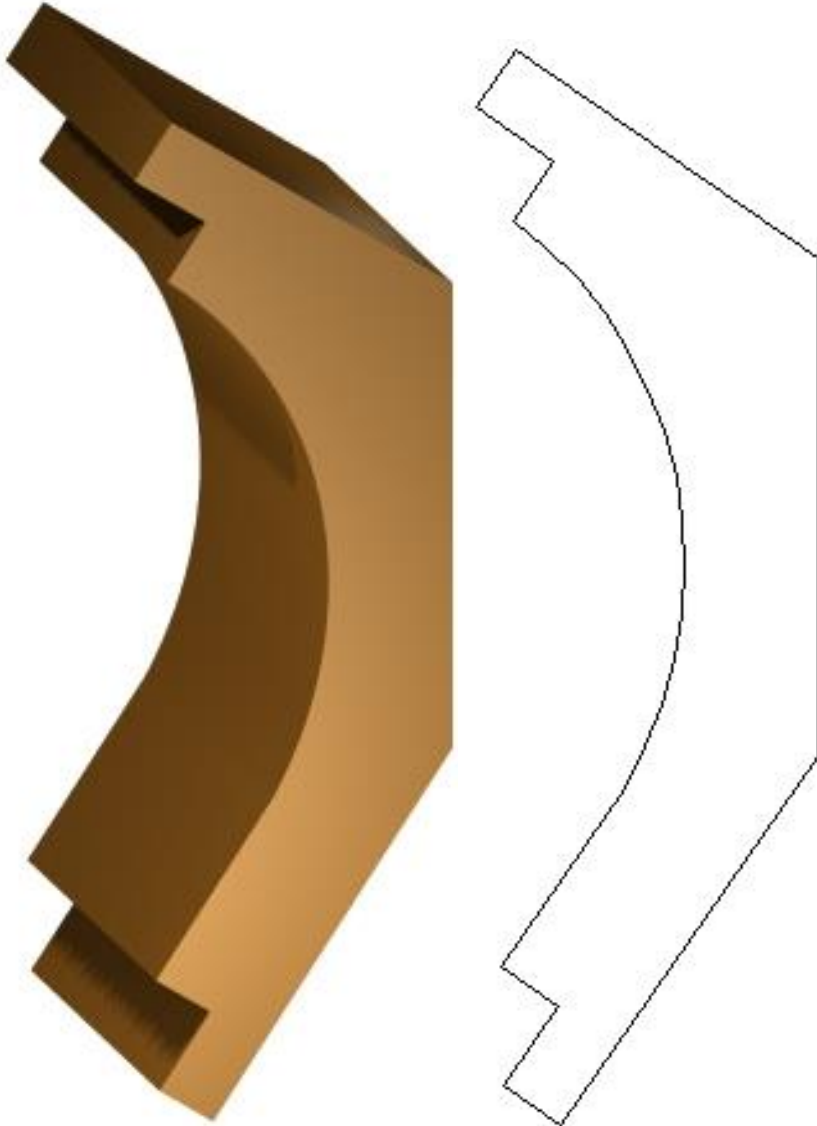


[Back to Crown](#)

HHCR232 Bed Mould
1 3/4" x 5 3/16" {W=3 5/8" C=3 11/16"}



HHCR132 Soffit Crown
1 3/4" x 5 11/16" {W=4 9/16" C=3 7/16"}




[Back to Crown](#)



"A Fine Tradition In Wood"

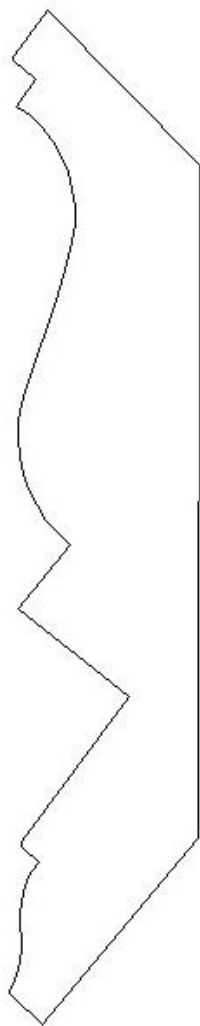
HHCR176 Crown
1 5/16" x 5 1/4" {W= C= }



[Back to Crown](#)


HHCR114 Crown

1" x 5 3/8" {W=3 13/16" C=3 7/16"}



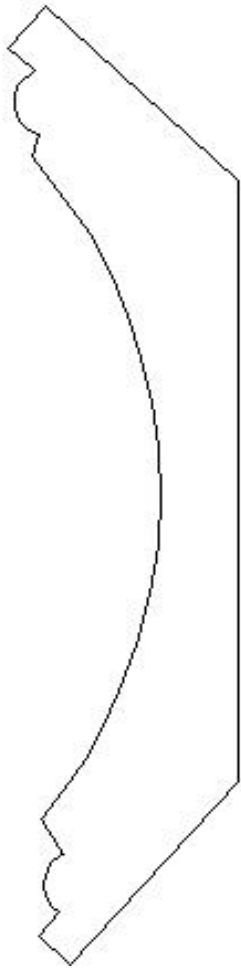
HHCR217 Crown

3/4" x 5 21/32" {W=4" C=4"}




[Back to Crown](#)


HHCR183 South Crown
1 5/16" x 5 1/2" {W=4" C=3 13/16"}




HHCR109 Crown
3/4" x 5 5/8" {W=4 3/16" C=3 13/16"}



HHCR112 Dame Crown
7/8" x 5 5/8" {W=4" C=4"}

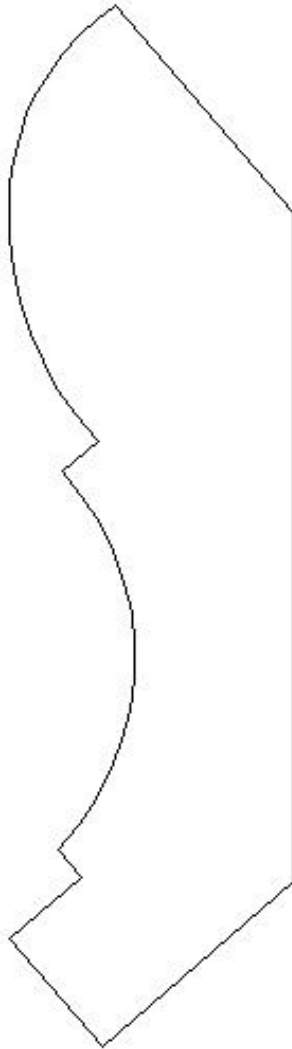


HHCR135 Crown
1 1/4" x 5 7/8" {W=5" C=3 1/16"}




[Back to Crown](#)

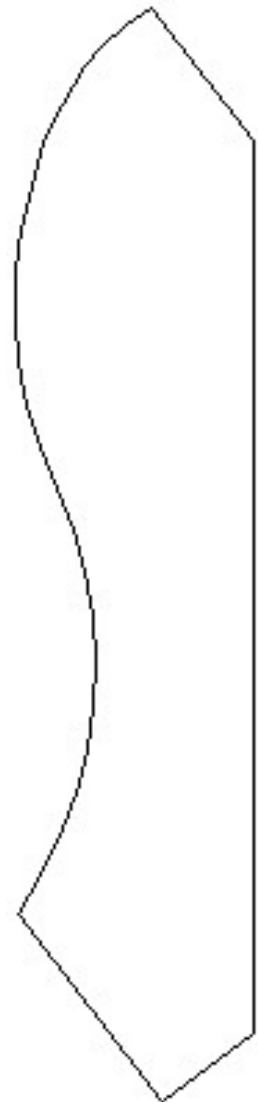
HHCR159 Bed Mould
1 1/2" x 5 1/2" {W=3 5/8" C=4 1/8"}



HHCR155 Crown
1" x 5 9/16" {W=4" C=3 3/4"}



HHCR174 Crown
1 1/4" x 5 3/4" {W=3 7/16" C=4 5/8"}




[Back to Crown](#)



"A Fine Tradition In Wood"


HHCR171 Crown

7/8" x 6 1/8" {W=4 3/4" C=3 7/8"}



HHCR169 Crown

15/16" x 6 3/16" {W=4 7/16" C=4 5/16"}




[Back to Crown](#)



"A Fine Tradition In Wood"

HHCR244 Crown
1 1/2" x 6" {W= C= }



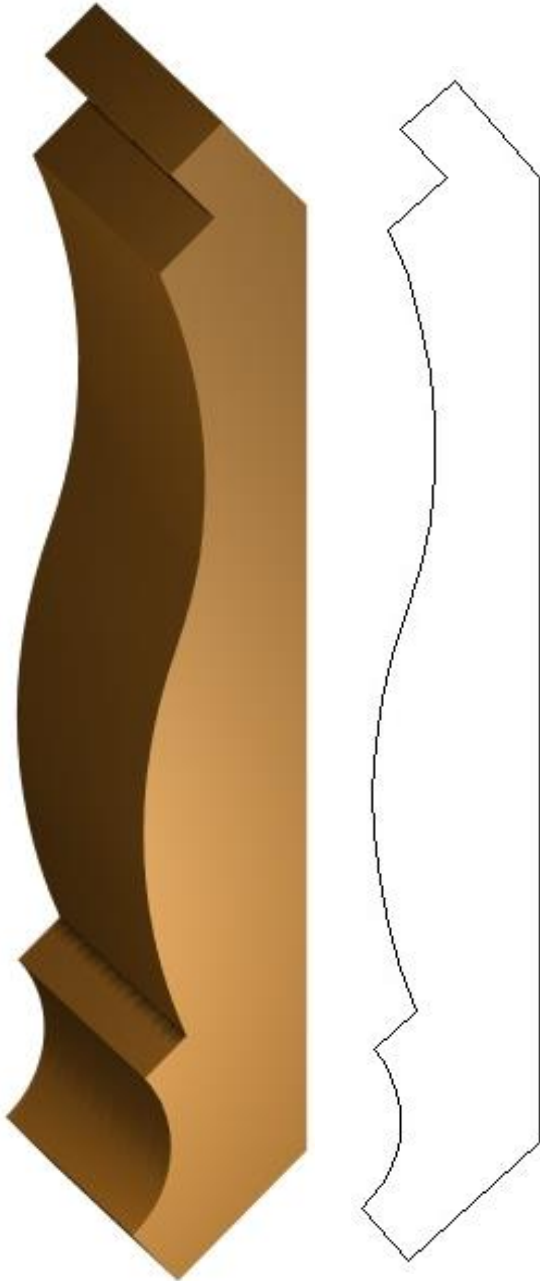
[Back to Crown](#)



"A Fine Tradition In Wood"

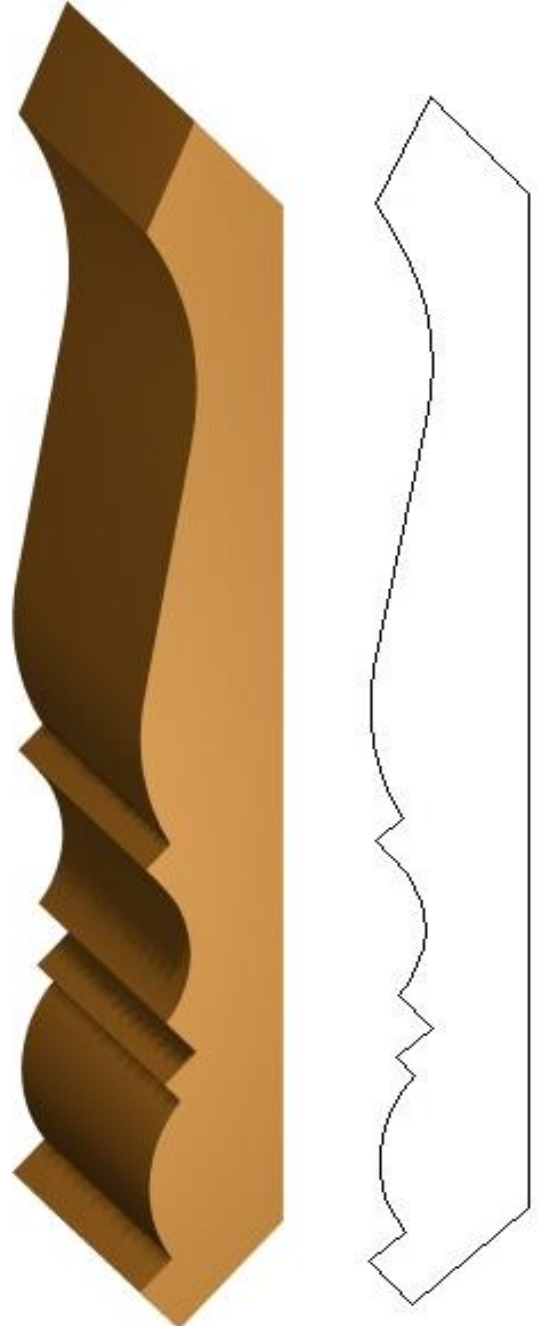
HHCR189 Crown

1" x 6 5/8" {W=4 5/8" C=4 3/4"}



HHCR194 Crown

13/16" x 6 7/8" {W=4 3/4" C=5"}



[Back to Crown](#)



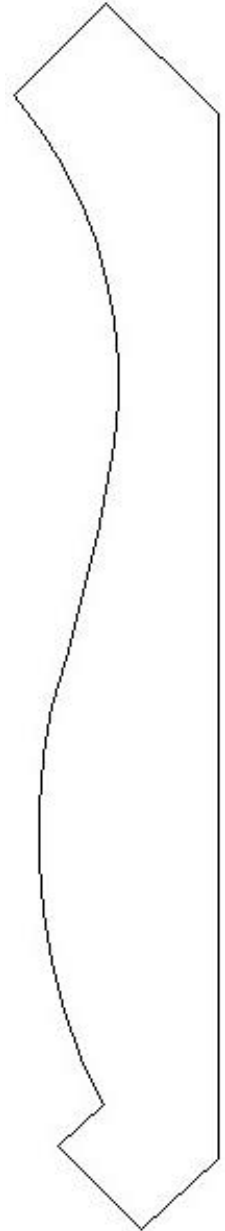

"A Fine Tradition In Wood"

HHCR158 Crown

1 1/4" x 6 3/4" {W=4 5/8" C=5 1/16"}


HHCR131 Crown

1 1/6" x 6 1/2" {W=4 1/2" C=4 13/16"}



[Back to Crown](#)

HHCR220 Cove
1 1/2" x 6" {W=4 3/8" C=4 1/16"}

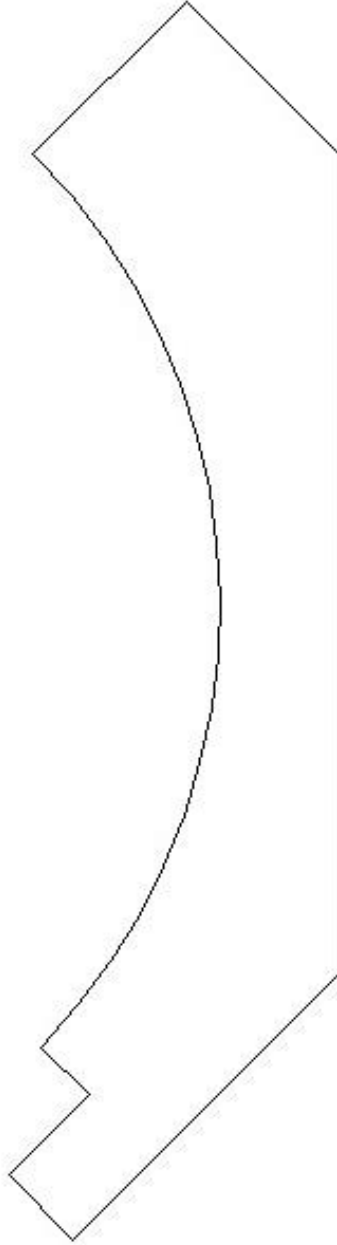





"A Fine Tradition In Wood"

HHCR246 Medium Crown

1 13/16" x 6 13/16" {W=5 1/4" C=4 3/8"}





[Back to Crown](#)



"A Fine Tradition In Wood"

HHCR249 Center Cove
1 13/16" x 6 7/8 {W=5" C=4 3/4"}

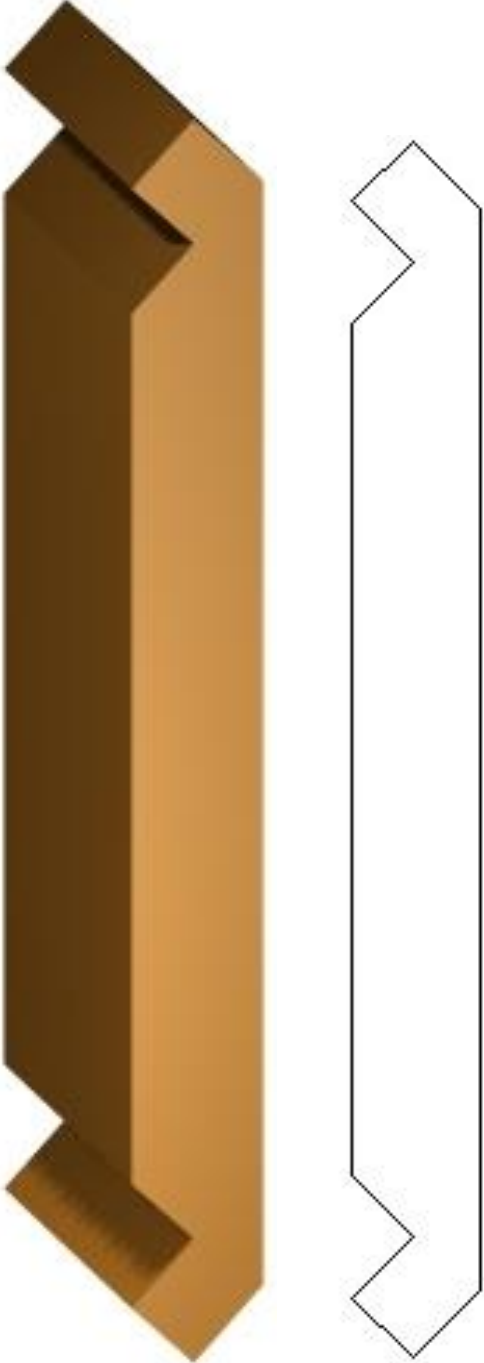


[Back to Crown](#)

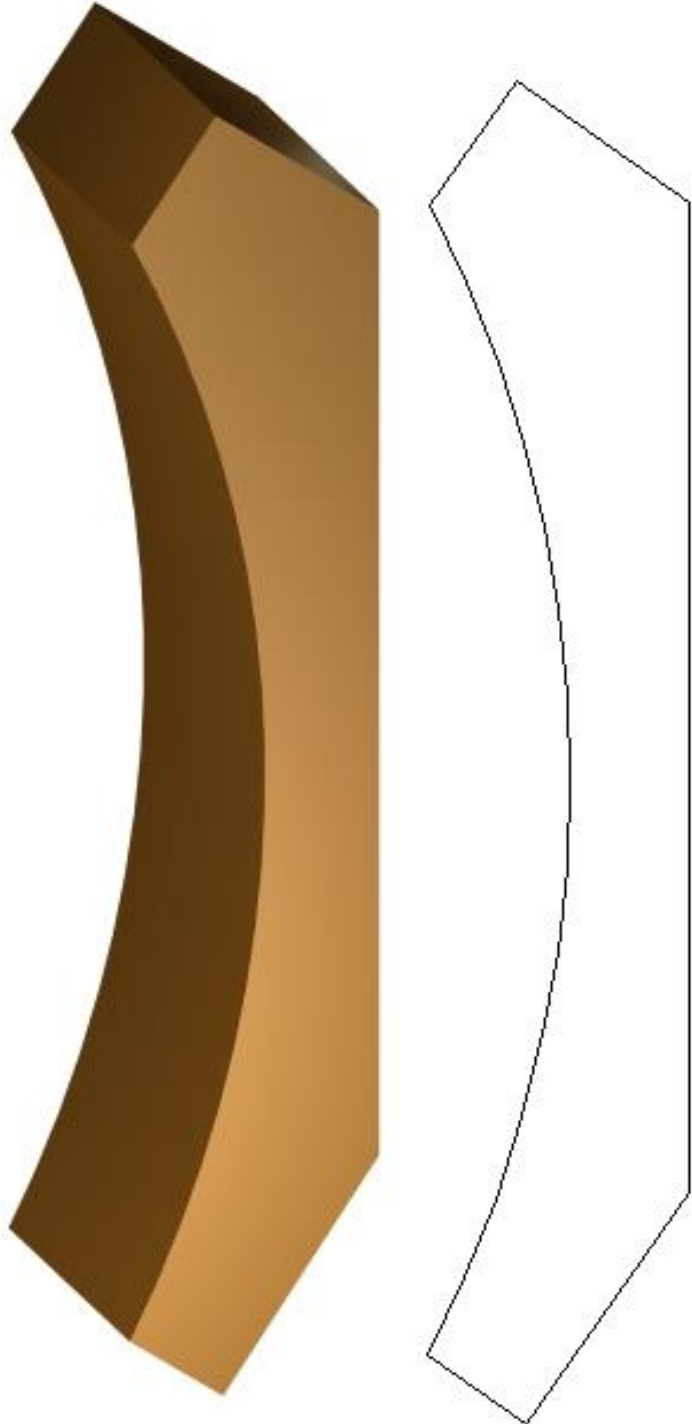


"A Fine Tradition In Wood"

HHCR215 McClean Crown
3/4" x 7 1/16" {W=5" C=5"}



HHCR181 Brodie Cove
1 1/2" x 7 11/16" {W=6 1/4" C=4 1/2"}




[Back to Crown](#)



"A Fine Tradition In Wood"

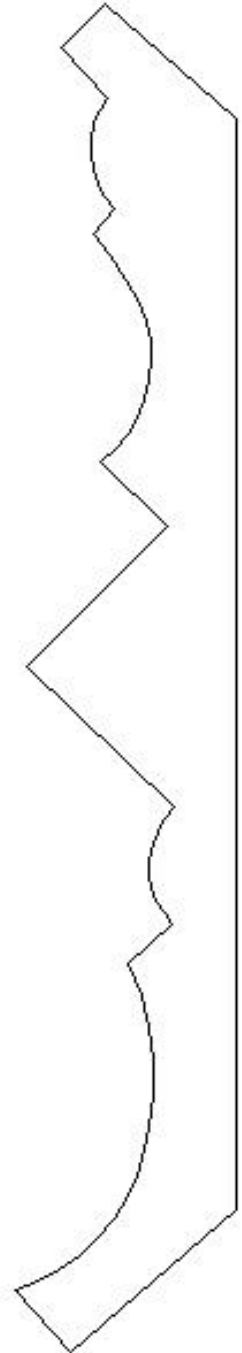
HHCR154 Crown

1 1/8" x 7 3/8" {W=5" C=5 1/2"}




HHCR134 Pote Crown

1 1/8" x 7 1/8" {W=5 7/16" C=5 1/4"}




[Back to Crown](#)

HHCR113 Crown
1" x 7 1/8" {W=5 5/16" C=4 11/16"}



[Back to Crown](#)

HHCR163 Potomac Crown
1 3/4" x 7 1/4" {W= C= }




[Back to Crown](#)



"A Fine Tradition In Wood"

HHCR227 Cove

1 19/32" x 7 1/8" {W=5 1/16" C=5"}



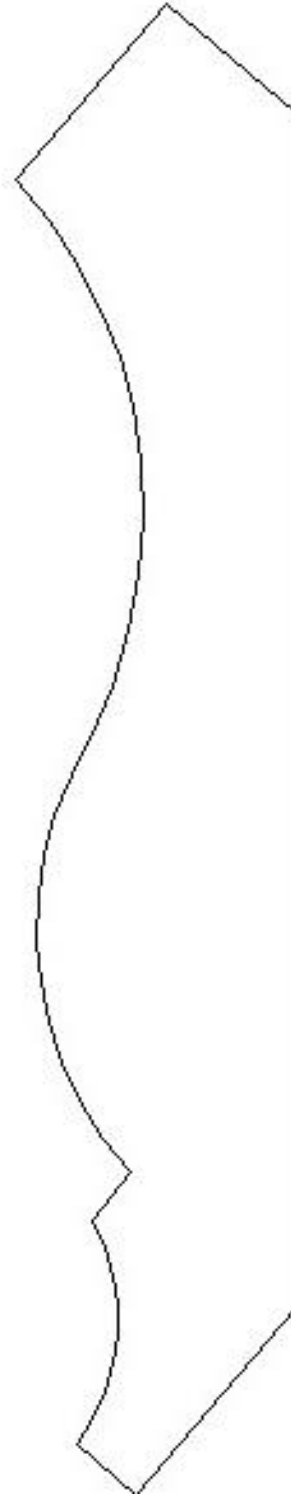
[Back to Crown](#)



"A Fine Tradition In Wood"

HHCR190 Crown

1 3/8" x 7 1/4" {W=5 5/8" C=4 5/8"}




[Back to Crown](#)




"A Fine Tradition In Wood"

HHCR228 Cove
1 3/4" x 7 5/8"



[Back to Crown](#)

HHCR103 Crown
1 1/4" x 8" {W=5 5/8" C=5 5/8"}




[Back to Crown](#)



"A Fine Tradition In Wood"

HHCR162 Crown

15/16" x 8 1/2" {W=3 1/16" C=6 5/16"}



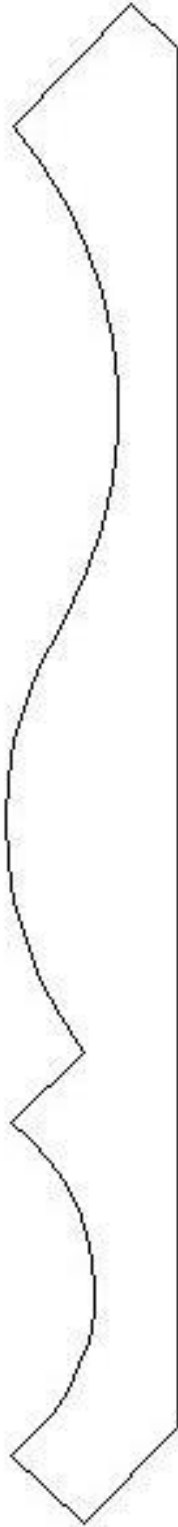
[Back to Crown](#)



"A Fine Tradition In Wood"

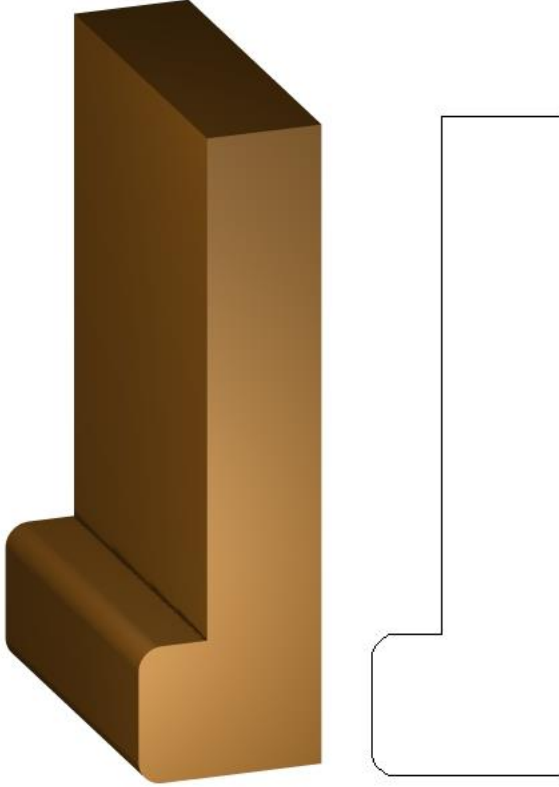
HHCR170 Crown

1 1/16" x 9 1/2" {W=7 1/16" C=6 5/16"}

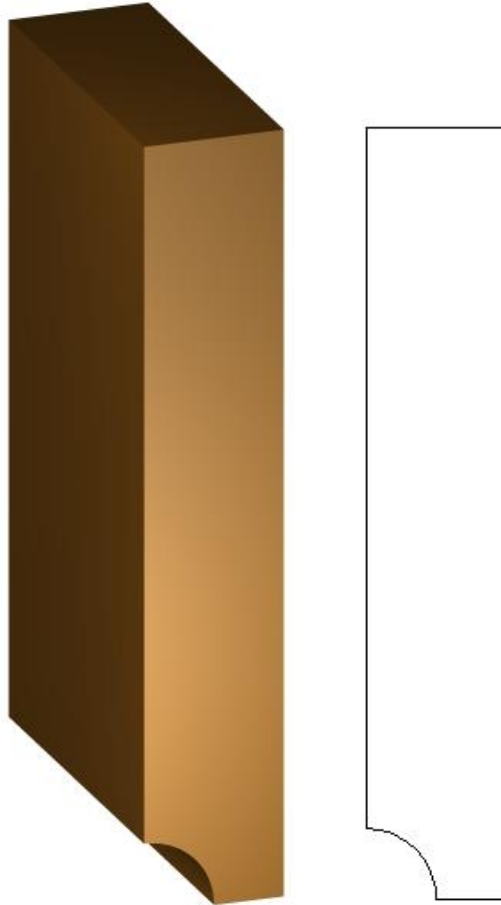


[Back to Crown](#)

HHCR218 Crown Backer
1" x 3 1/2"



HHCR213 Atsinger Crown Backer
3/4" x 4 1/8"

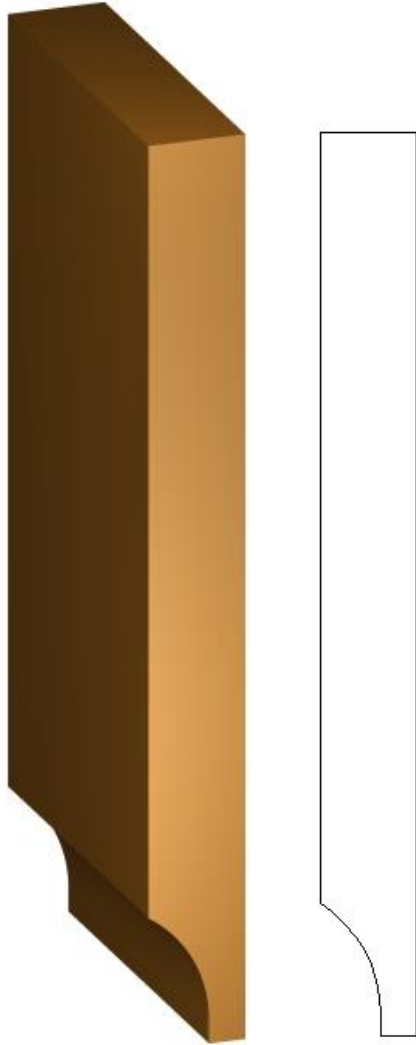


[Back to Crown](#)

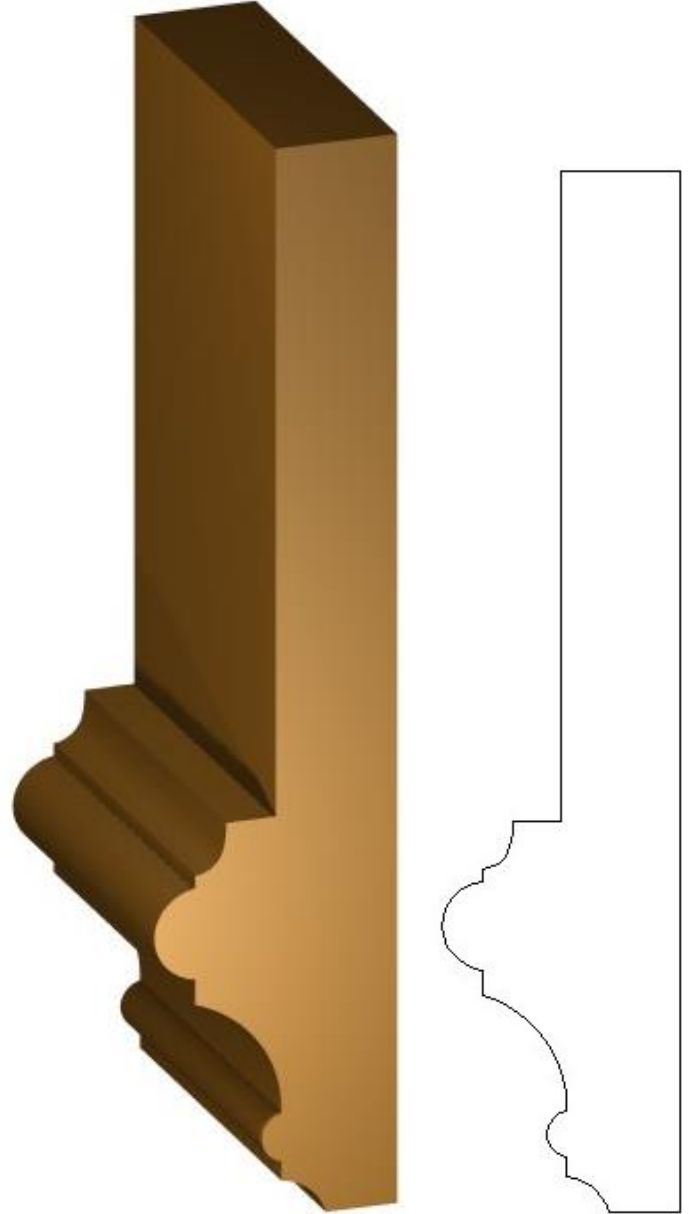


"A Fine Tradition In Wood"

HHCR226 Crown Backer
1/2" x 4 11/16"



HHCR251 Crown Backer
1 1/4" x 5 1/2"

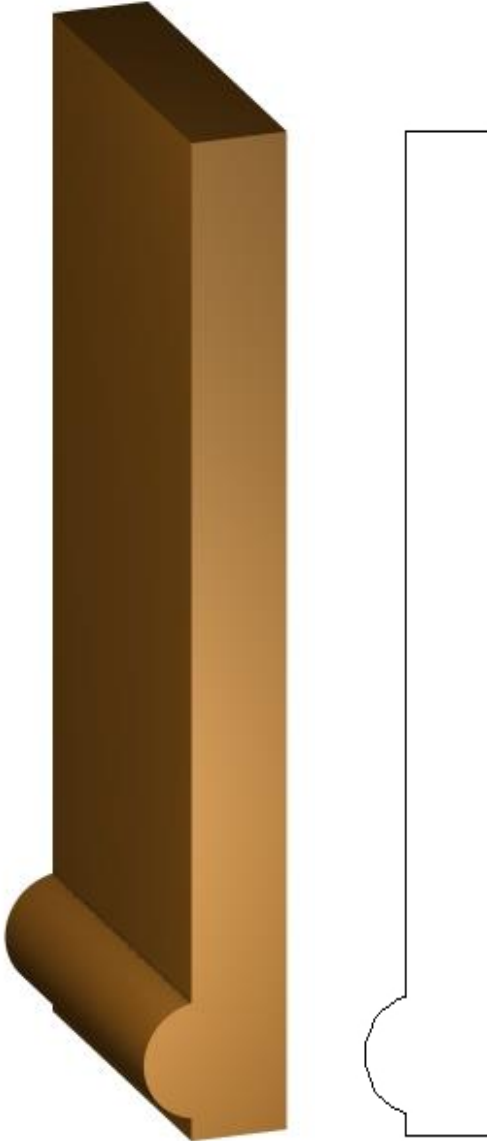


[Back to Crown](#)

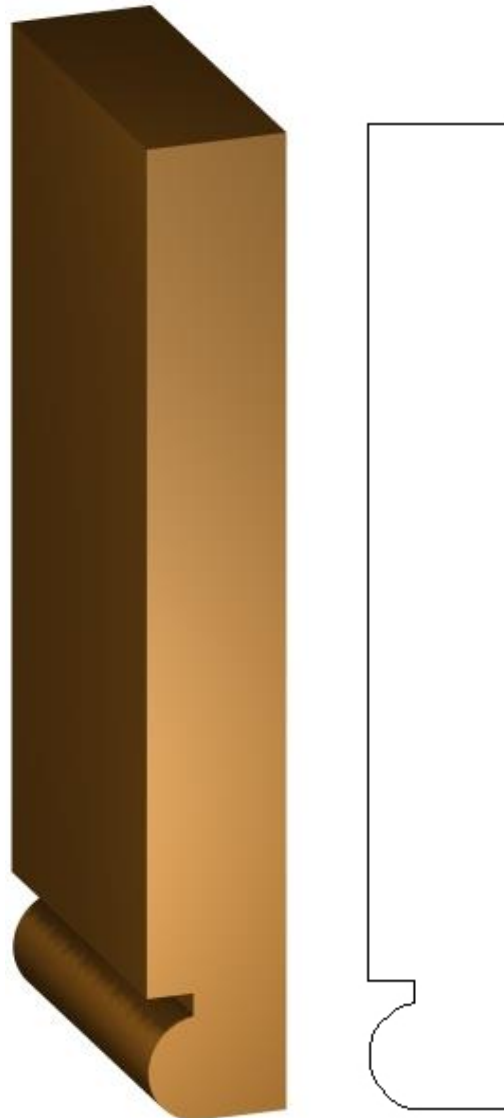


"A Fine Tradition In Wood"

HHCR164 Crown Backer
3/4" x 5 1/4"



HHCR165 Single Bead Crown Backer
3/4" x 5 1/4"




[Back to Crown](#)

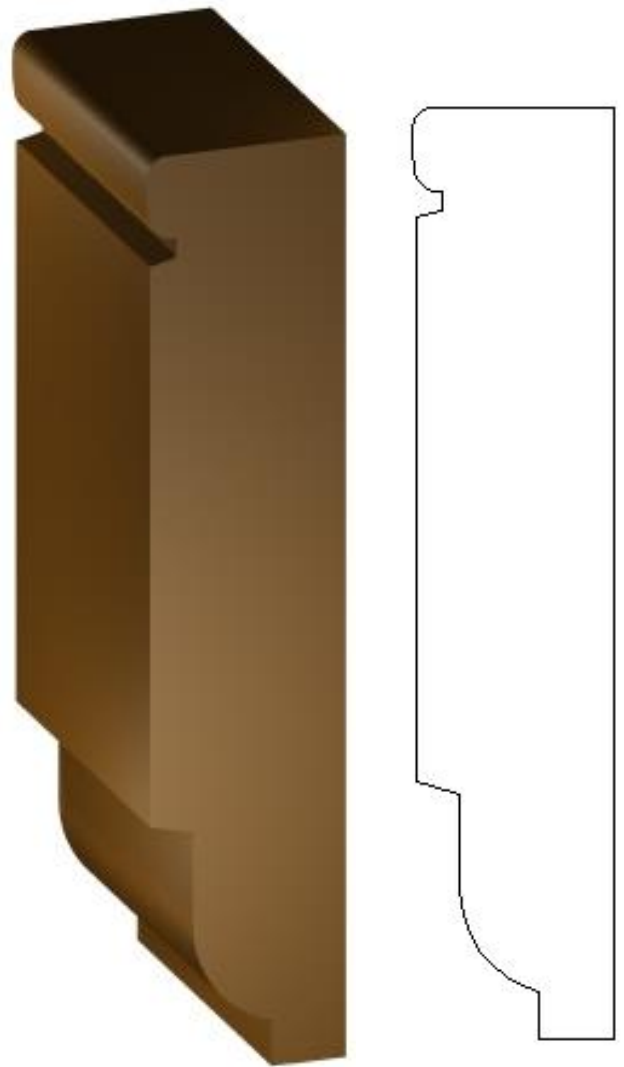


"A Fine Tradition In Wood"

HHCR238 Head Trim
1 1/16" x 5"




HHCR239 Side Trim
1 1/16" x 5"

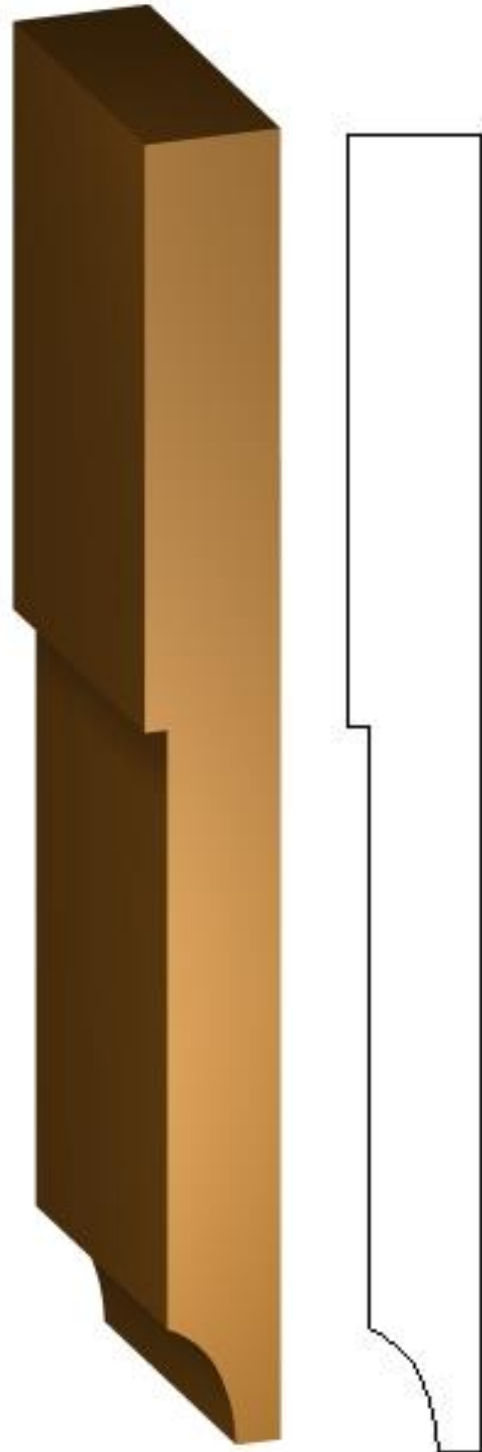


[Back to Crown](#)

HHCR177 Crown Backer
11/16" x 5 3/4"

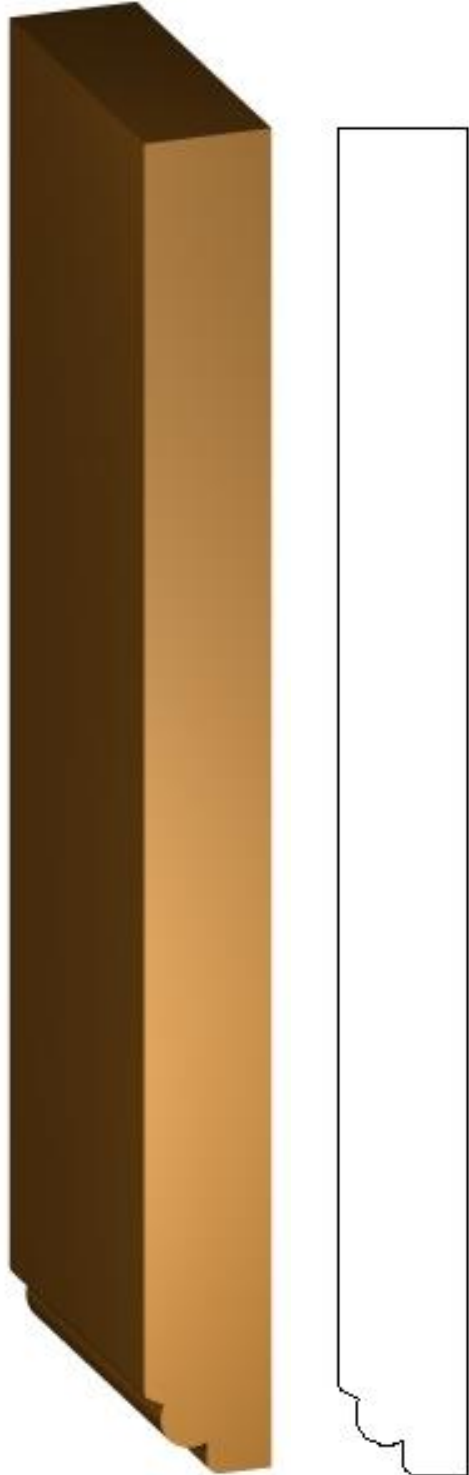


HHCR222 Crown Backer
3/4" x 7 1/4"




[Back to Crown](#)

HHCR182 South Crown Backer
11/16" x 7 1/4"



HHCR186 Crown Backer
3/4" x 9" (not shown to scale)



[Back to Crown](#)

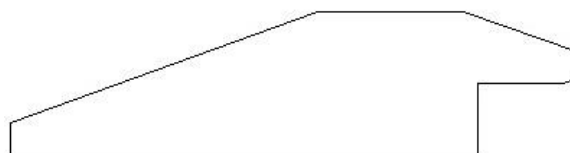



Flooring


[Back to Table of Contents](#)


[HHFL101 Transition Strip](#) - 229 -
[HHMI618 Stage Floor](#) - 229 -

HHFL101 Transition Strip
3/4" x 3"



HHMI618 Stage Floor
13/16" x 2 5/8"






Miscellaneous

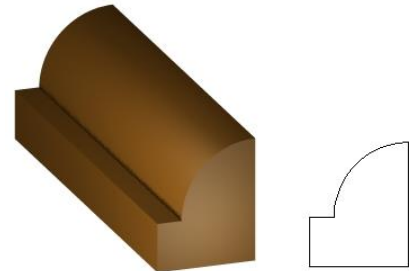
[Back to Table of Contents](#)

[HHMI608 Rickenbaugh Half Round](#) - 231 -
[HHMI632 Sticking Material](#) - 231 -
[HHMI609 Conway #8](#) - 231 -
[HHMI641 Apron Ogee](#) - 231 -
[HHMI638 Quirk Bead](#) - 231 -
[HHMI619 Quirk Bead](#) - 231 -
[HHMI653 Outside Corner](#) - 231 -
[HHMI621 Profile J](#) - 232 -
[HHMI631 Shelf Edge](#) - 232 -
[HHMI605 Ritz Craft Countertop Edge](#) - 233 -
[HHMI610 Wes](#) - 233 -
[HHMI615 Precision Mediterranean Door Stop](#) - 232 -
[HHMI655 Slat](#) - 232 -
[HHMI658 Quirk Bead](#) - 232 -
[HHMI630 Quarter Round](#) - 233 -
[HHMI640 Applied Moulding](#) - 234 -
[HHMI649 Column Cap Bead](#) - 234 -
[HHMI651 Architrave](#) - 234 -
[HHMI645 Picture Rail](#) - 234 -
[HHMI627 J2 Apron Trim](#) - 234 -
[HHMI652 Cap](#) - 234 -
[HHMI637 Gate Trim](#) - 235 -
[HHMI636 Moulding #8](#) - 235 -
[HHMI635 Moulding #6A](#) - 235 -
[HHMI624 B4 Architrave](#) - 236 -
[HHMI623 Potomac Double Bead](#) - 236 -
[HHMI612 Dana](#) - 236 -
[HHMI606 Lend Mill Plate Rail](#) - 237 -
[HHMI607 Lend Mill 45 Degree Angle Filler](#) - 237 -
[HHMI628 J5 Apron Trim](#) - 237 -
[HHMI626 Architrave](#) - 238 -
[HHMI644 Picture Rail](#) - 238 -
[HHMI650 Column Cap](#) - 239 -
[HHMI611 Rodney Yoder Roman Ogee](#) - 240 -
[HHMI625 F1 Freeze Board](#) - 240 -
[HHMI633 Moulding #4](#) - 241 -

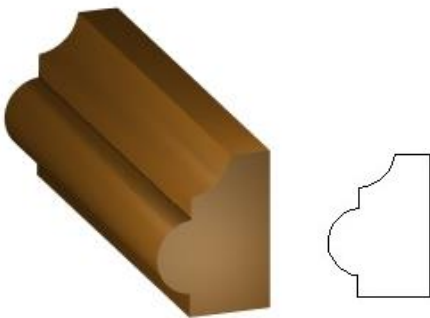
HHMI608 Rickenbaugh Half Round
 3/16" x 3/8"



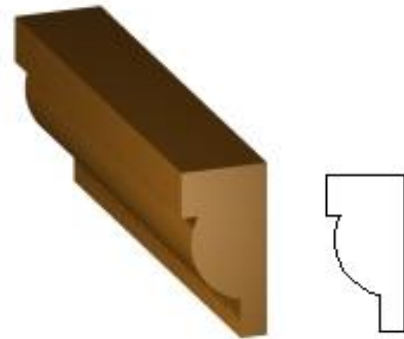
HHMI632 Sticking Material
 1/2" x 5/8"



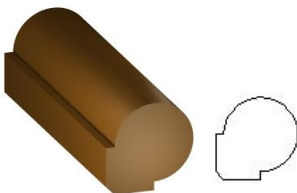
HHMI609 Conway #8
 3/4" x 9/16"



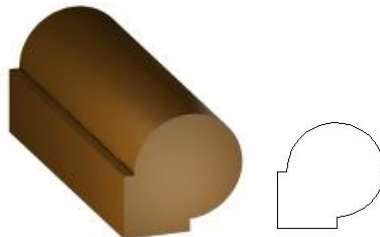
HHMI641 Apron Ogee
 3/8" x 3/4"



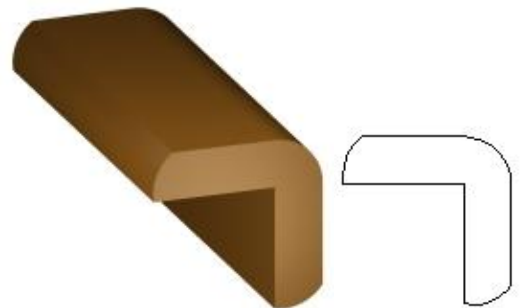
HHMI638 Quirk Bead
 5/8" x 5/8"



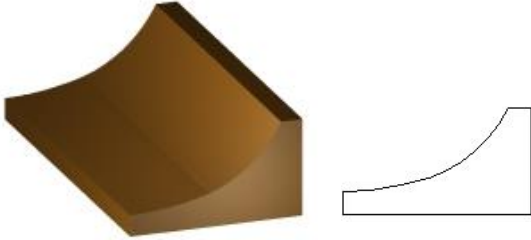
HHMI619 Quirk Bead
 3/4" x 3/4"



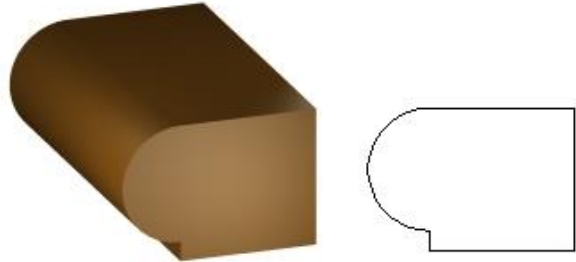
HHMI653 Outside Corner
 7/8" x 7/8"



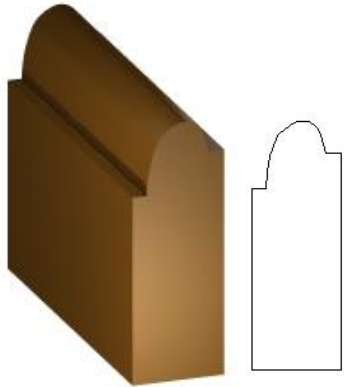
HHMI621 Profile J
9/16" x 1"




HHMI631 Shelf Edge
7/8" x 1 1/4"



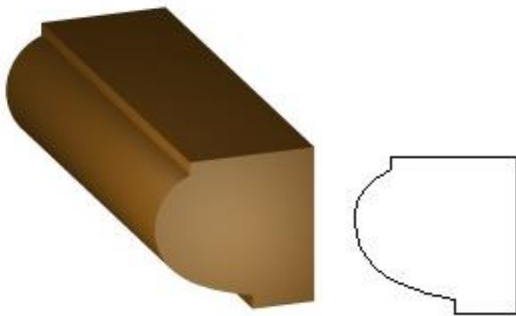
HHMI615 Precision Mediterranean Door Stop
1/2" x 1 1/2"



HHMI655 Slat
1/2" x 1 3/4"



HHMI658 Quirk Bead
25/32" x 3/4"




[Back to Miscellaneous](#)

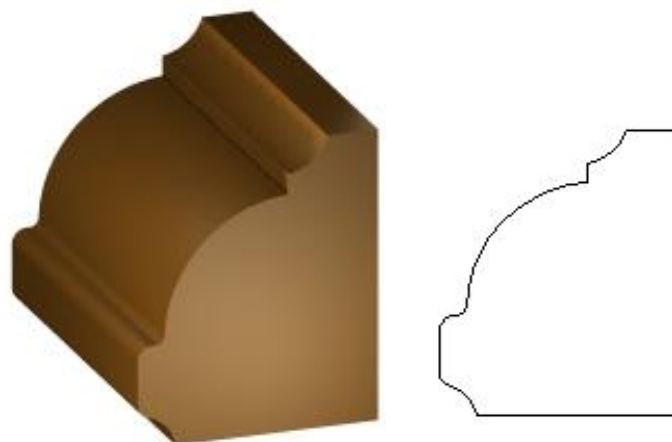


"A Fine Tradition In Wood"

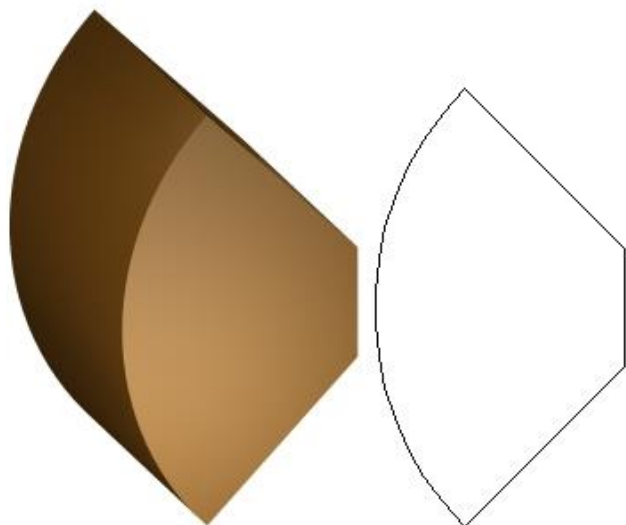
HHMI605 Ritz Craft Countertop Edge
13/16" x 1 11/16"



HHMI610 Wes
1 3/8" x 1 11/16"

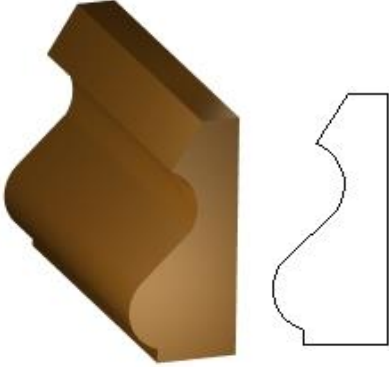


HHMI630 Quarter Round
1 7/8" x 1 7/8"




[Back to Miscellaneous](#)

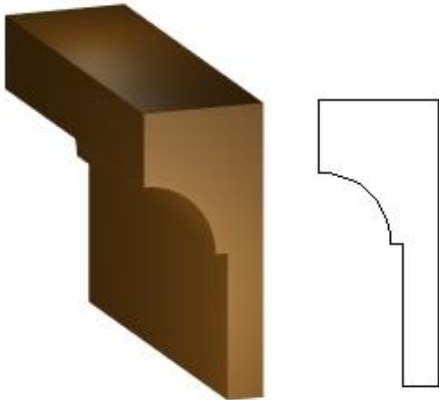
HHMI640 Applied Moulding
 5/8" x 1 3/8"



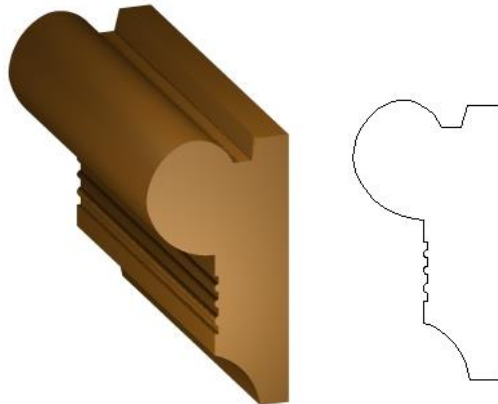
HH649 Column Cap Bead
 1 5/16" x 1 9/16"



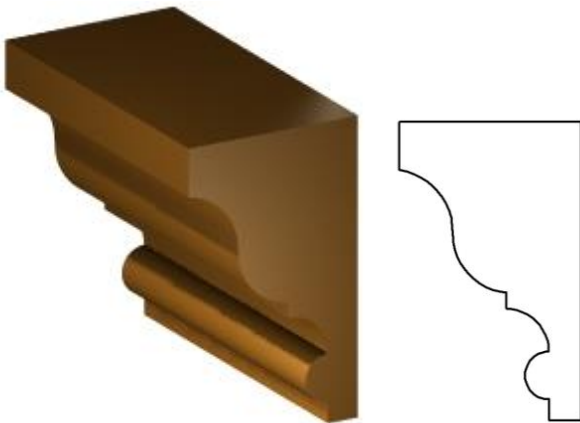
HHMI651 Architrave
 5/8" x 1 1/2"



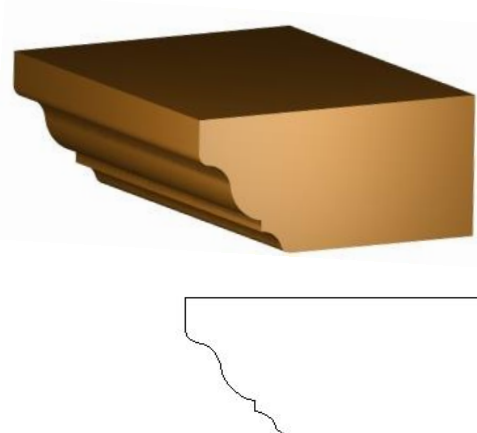
HHMI645 Picture Rail
 3/4" x 1 7/16"



HHMI627 J2 Apron Trim
 1 1/16" x 1 3/4"

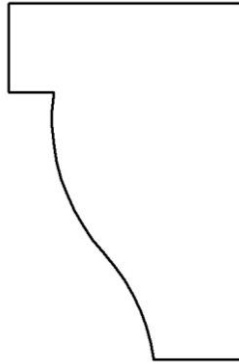


HHMI652 Cap
 3/4" x 1 5/8"

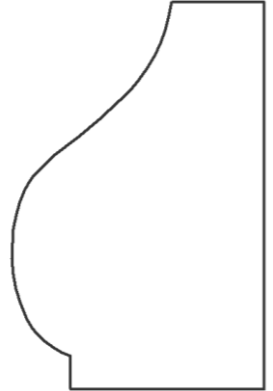


[Back to Miscellaneous](#)

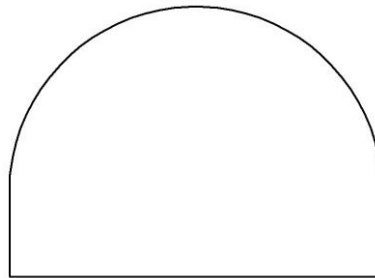

HHMI637 Gate Trim
1 5/16" x 2"




HHMI636 Moulding #8
1 5/8" x 2 1/2"




HHMI635 Moulding #6A
2" x 2 3/4"




HHMI624 B4 Architrave
1" x 3 3/8"



HHMI623 Double Bead
3/4" x 2 3/8"



HHMI612 Dana
1 9/16" x 2 9/16"

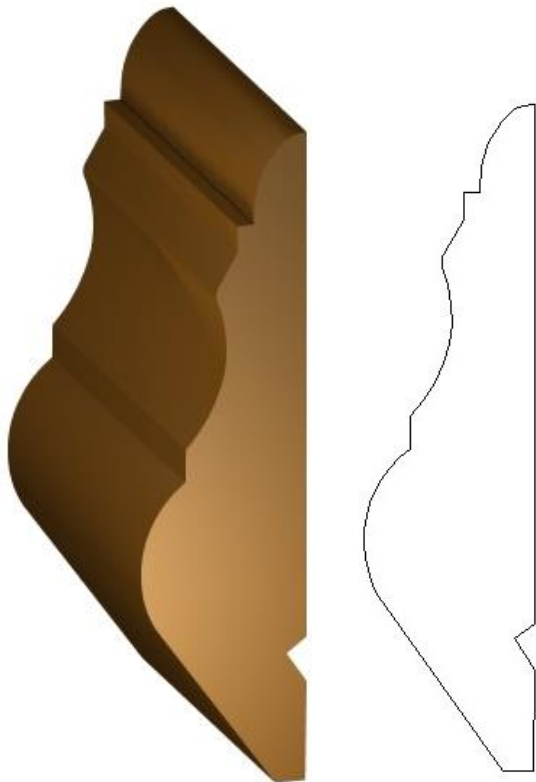


[Back to Miscellaneous](#)




"A Fine Tradition In Wood"

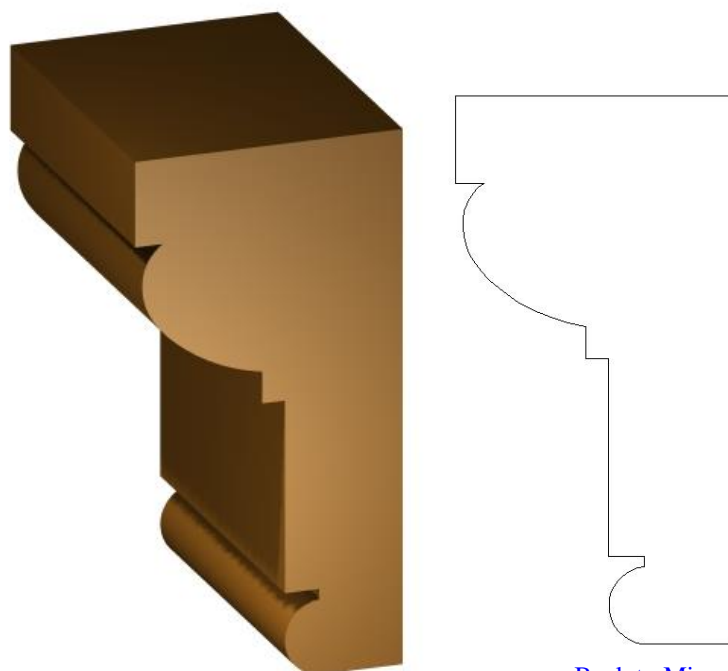
HHMI606 Lend Mill Plate Rail
7/8" x 3 1/2"



HHMI607 Lend Mill 45 Degree Angle Filler
3/4" x 2 7/8"



HHMI628 J5 Apron Trim
1 9/16" x 3 1/8"




[Back to Miscellaneous](#)

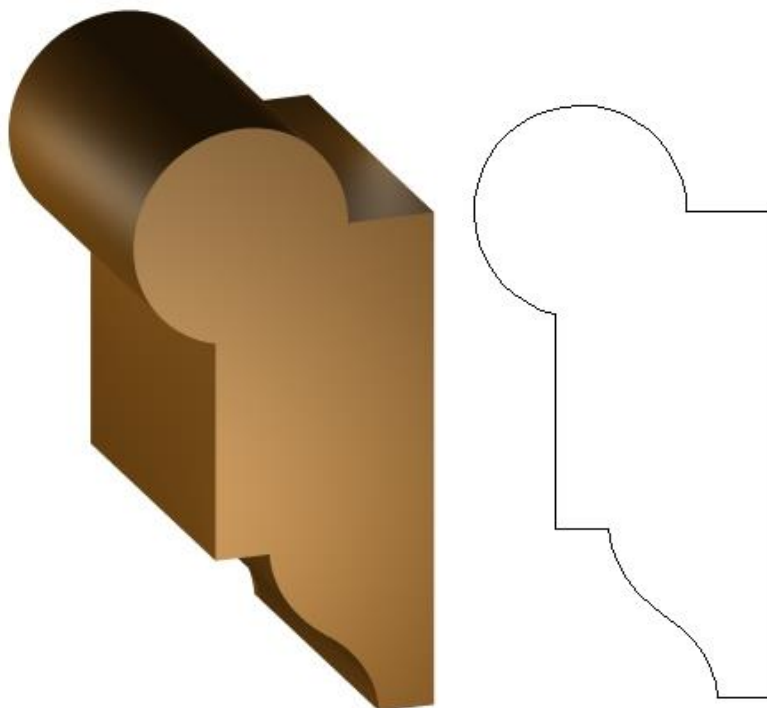


"A Fine Tradition In Wood"


HHMI626 Architrave
13/16" x 4 1/2"




HHMI644 Picture Rail
1 3/4" x 3 1/2"



[Back to Miscellaneous](#)




HHMI650 Column Cap
1 9/16" x 3 9/16"

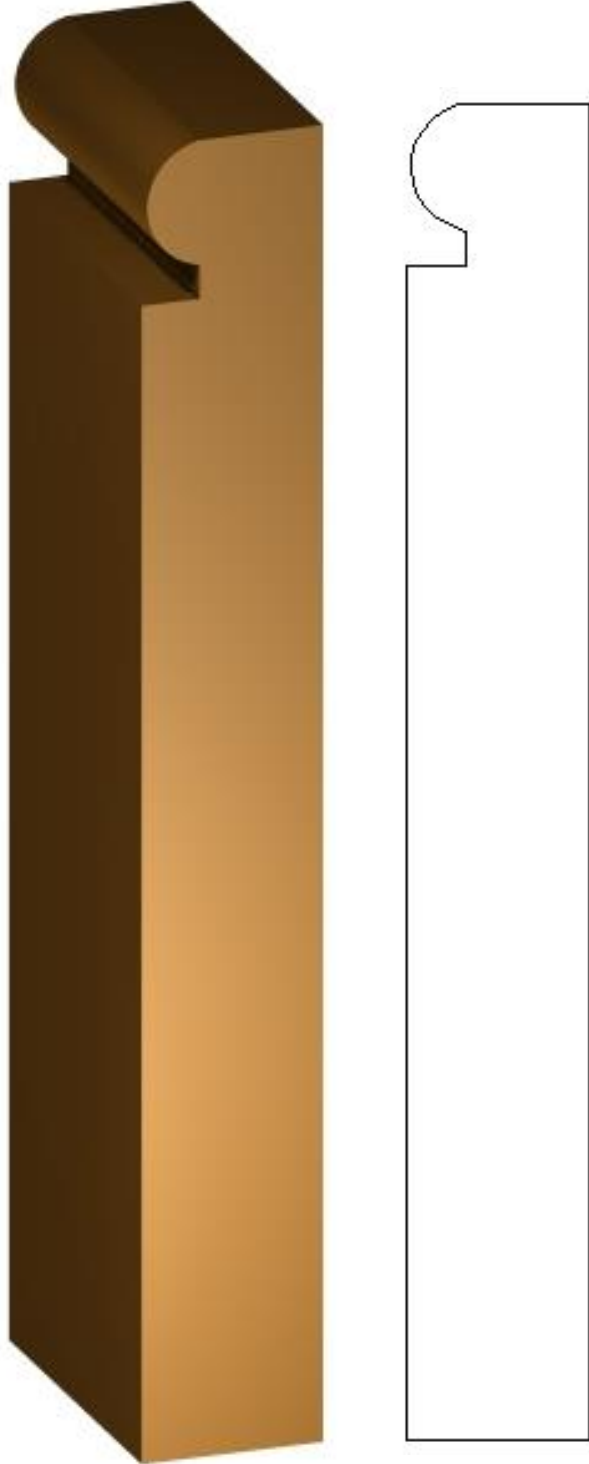


[Back to Miscellaneous](#)

HHMI611 Rodney Yoder Roman Ogee
7/8" x 6 5/8"



HHMI625 Freeze Board
1" x 7 1/4"




[Back to Miscellaneous](#)




"A Fine Tradition In Wood"

HHMI633 Moulding #4
1 3/8" x 9 5/8" (not to actual size)



[Back to Miscellaneous](#)




Stair Parts

[Back to Table of Contents](#)

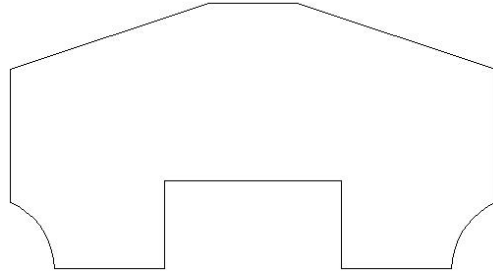

HHHR101 Handrail	- 243 -
HHST6008 Handrail	- 244 -
HHST6005 Profile E Rail Cap	- 244 -
HHST6001 SU Handrail	- 245 -
HHST6004 Handrail	- 245 -
HHST6003 Handrail	- 246 -
HHST6006 Handrail	- 247 -
HH6011 Handrail	- 248 -
HH6012 Top Rail	- 248 -
HHST6010 Wall Rail	- 249 -

HHHR101 Handrail
1 1/2" x 5 1/2"




[Back to Stair Parts](#)

HHST6008 Handrail
1 1/2" x 2 3/4"



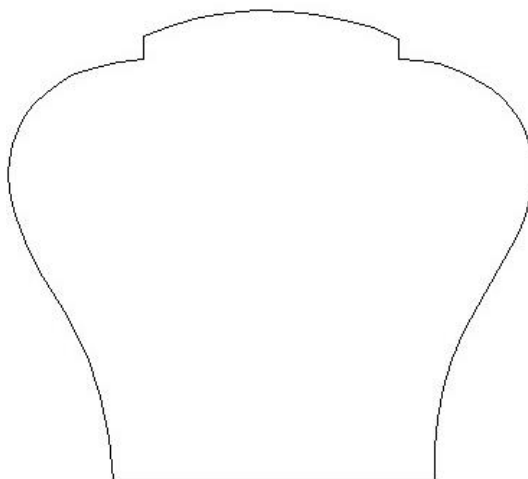

HHST6005 Profile E Rail Cap
1 5/16" x 5 1/2"






"A Fine Tradition In Wood"

HHST6001 SU Handrail
2 3/4" x 2 1/2"

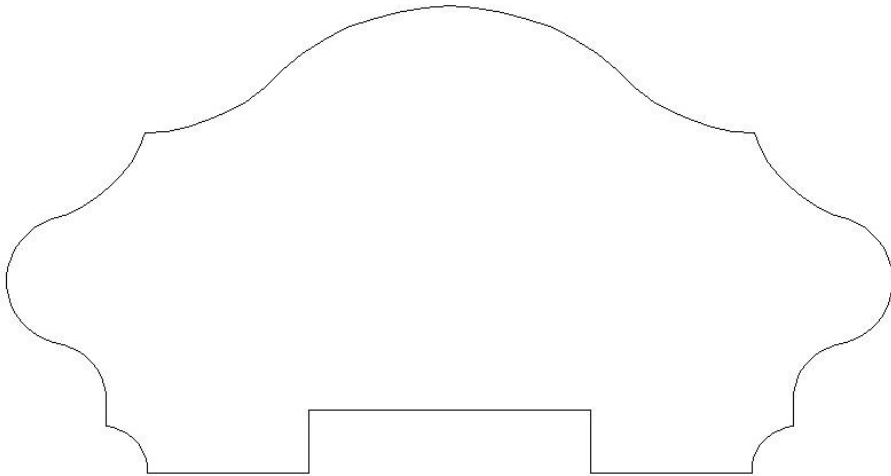



HHST6004 Handrail
2 7/8" x 3 3/4"



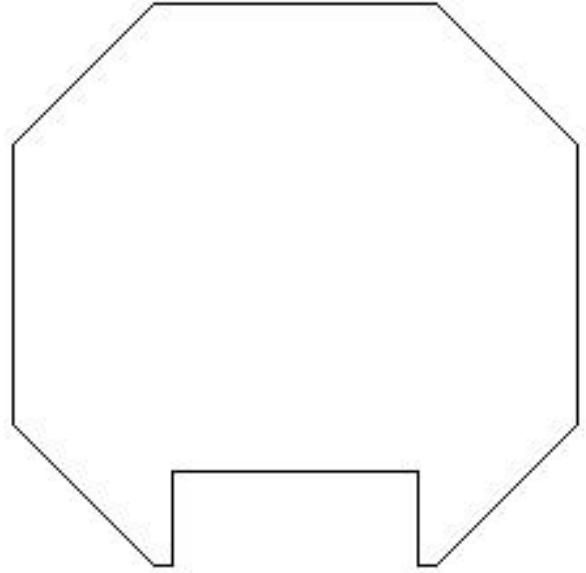
[Back to Stair Parts](#)

HHST6003Handrail
2 1/2" x 4 3/4"



[Back to Stair Parts](#)

HHST6006 Handrail
3" x 3"

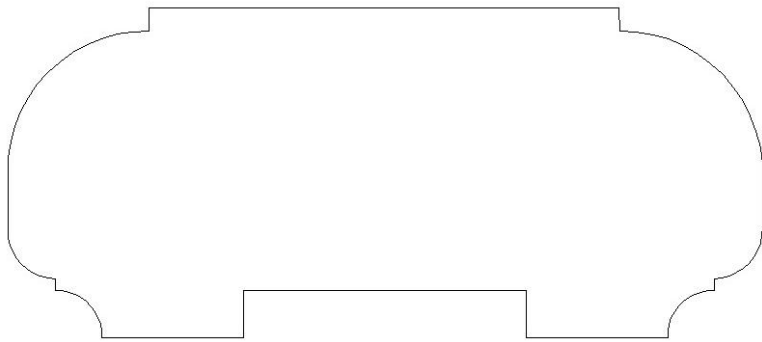




"A Fine Tradition In Wood"

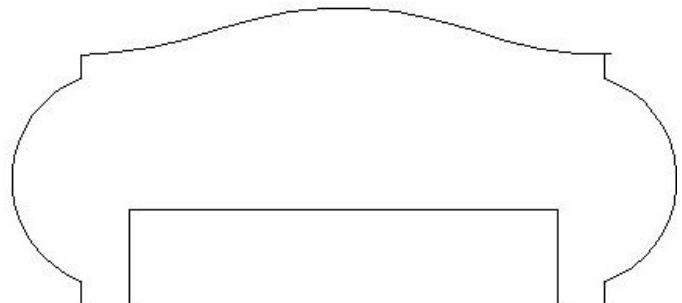

HH6011 Handrail

1 3/4" x 4"



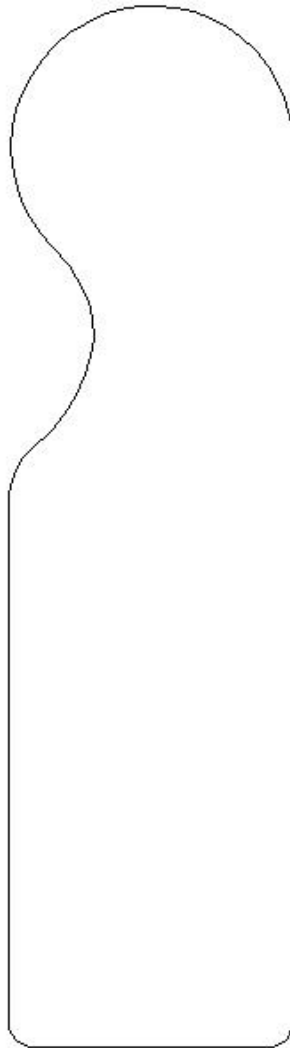
HHST6012 Top Rail


1 9/16" x 3 1/2"



[Back to Stair Parts](#)

HHST6010 Wall Rail
1 1/2" x 5 1/2"



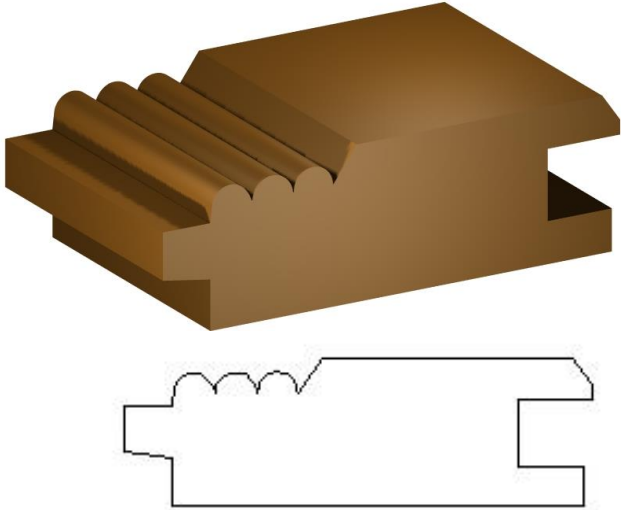


Wainscoting & Paneling

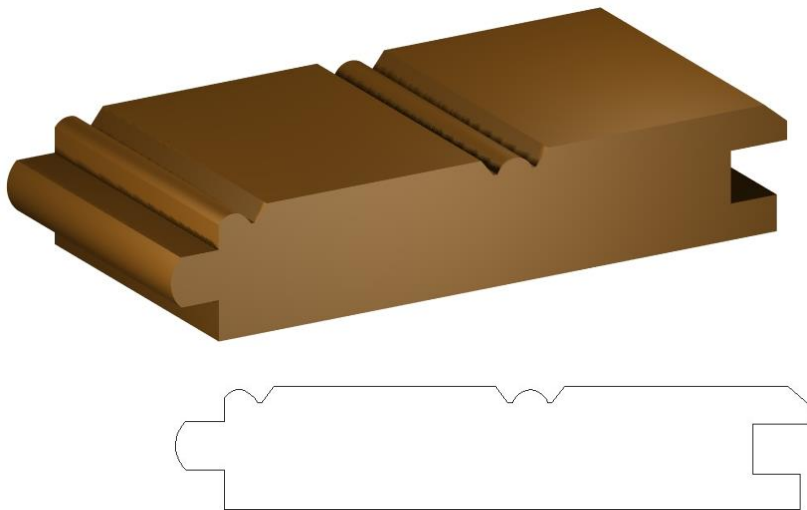
[Back to Table of Contents](#)

[HHWA702 Triple Bead T&G Paneling](#) - 251 -
 [HHWA714 Wainscoting](#) - 251 -
[HHWA701 Single Bead w/ Eased One Edge T & G](#) - 252 -
 [HHWA717 T&G Paneling](#) - 252 -
 [HHWA711 J14B \(Beaded\) Paneling](#) - 253 -
 [HHWA709 Single Bead Ship Lap](#) - 253 -
 [HHWA715 Ship Lap](#) - 254 -
 [HHWA716 Vest Siding](#) - 254 -
 [HHWA712 Log Cabin Ceiling Paneling](#) - 255 -
[HHWA713 Pheasant Beaded Bevel Siding](#) - 255 -
 [HHMI642 Ship Lap Log Siding](#) - 256 -
 [HHMI643 Siding](#) - 256 -


HHWA702 Triple Bead T&G Paneling
3/4" x 2 7/16"




HHWA714 Wainscoting
5/8" x 3" Face




HHWA701 Single Bead, Eased One Edge w/ T&G
3/4" x 3 7/16" (3 1/4" Face)



HHWA717 T&G Paneling
3/4" x 4 1/2" (shown) (6 1/2" and 8 1/2" also available)




HHWA711 J14B (Beaded) Paneling
3/4" x 5 3/16" (Face)




HHWA709 Single Bead Ship Lap
1/2" x varying widths




HHWA715A and HHWA715B Ship Lap
3/4" x 7" and 3/4" x 6 5/16" (shown)



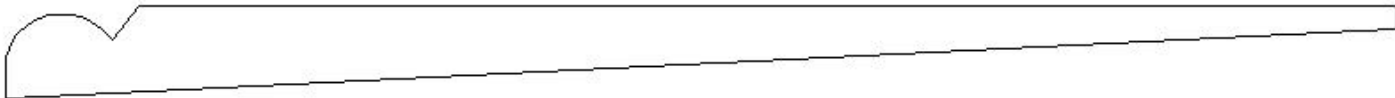
HHWA716 Vest Siding
3/4" x 7" Face



HHWA712 Log Cabin Ceiling Paneling
1 1/2" x 5" (Face)



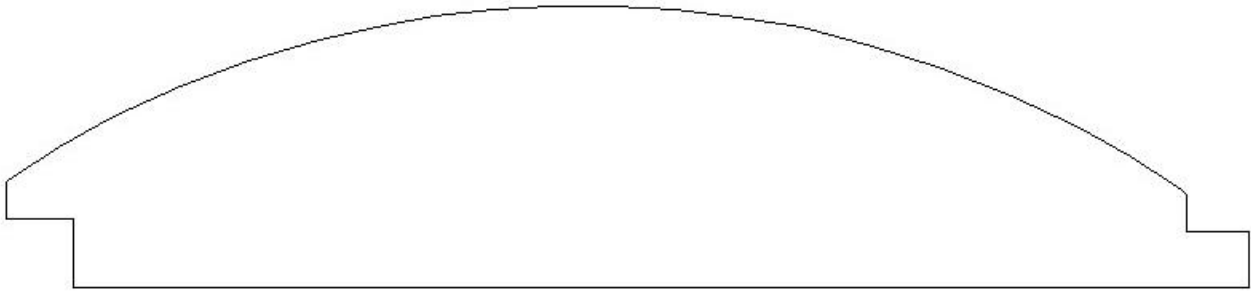

HHWA713 Pheasant Beaded Bevel Siding
1/2" x 7 1/2"



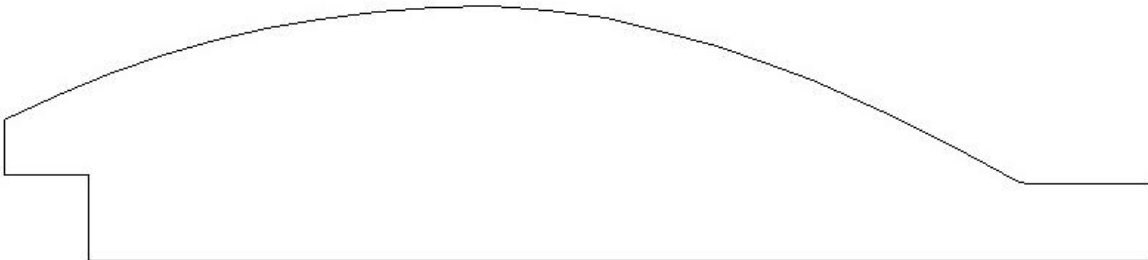



"A Fine Tradition In Wood"

HHMI642 Ship Lap Log Siding
1 13/16" x 8" (overall)



HHMI643 Siding
1 7/16" x 6 1/2" (overall)



[Back to Wainscoting & Paneling](#)



"A Fine Tradition In Wood"

Index

Base

HHBA161 Tanglewood Base Cap	133	HHBA368 Plinth Material	95
HHBA301 Ed Woodling Base	124	HHBA369 Base	122
HHBA302 Base Cap with Bevel and Quarter-Inch Dado	133	HHBA370 Base	108
HHBA303 Adams Base Block	94	HHBA372 Base	116
HHBA305 Deshmuck Base Cap	135	HHBA374 Base Cap	135
HHBA306 Diehl Base Cap	131	HHBA375 Base Cap	137
HHBA307 Abrams Base	118	HHBA376 Base	102
HHBA308 Neidlinger Base	118	HHBA377 Base	103
HHBA309 Avis Base	110	HHBA378 Base	105
HHBA310 Base	129	HHBA379 Base Cap	131
HHBA311 Beaver Base	106	HHBA380 Sub-Base	112
HHBA312 Beaver Base Cap	137	HHBA381 Base Cap	136
HHBA313 Base	122	HHBA382 Base	116
HHBA314 Rod Yoder Base	111	HHBA383 Base Shoe	131
HHBA316 Base Cap	131	HHBA384 Base	120
HHBA317 Greenwich Base	107	HHBA385 Watson Base	102
HHBA318 Classic Base Cap	137	HHBA386 Base	127
HHBA319 Precision Wood Base Cap	134	HHBA387 Treanor Base	125
HHBA320 Restorations Base	101	HHBA388 Base Cap	137
HHBA321 Base	114	HHBA389 Base	109
HHBA322 Varner Base	128	HHBA390 Base Cap	135
HHBA325 Kirchoff Base Cap	134	HHBA391 Base Mould	131
HHBA326 Base Cap	131	HHBA392 Base	121
HHBA327 Base Shoe	132	HHBA393 Base	112
HHBA331 Houtzman Base	111	HHBA394 Base	120
HHBA332 Clites Design Base Cap	134	HHBA395 Leslie Sub-Base	113
HHBA333 Clites Design Sub Base	114	HHBA396 Leslie Base Cap	136
HHBA334 Greiner Base	117	HHBA397 Casing	120
HHBA335 CCD Plinth	101	HHBA399 Base Cap	136
HHBA336 Abondanza Base Cap	136	HHBA400 Pheasant Base	103
HHBA339 Terry Smith Base Cap	133	HHBA401 Base	108
HHBA340 Meadowview Base	107	HHBA403 Base Cap	133
HHBA342 Plinth Block	94	HHBA404 Base Cap	133
HHBA343 Base	104	HHBA405 Plinth Material	95
HHBA344A Farinelli Jackson Base	110	HHBA406 Small Base	109
HHBA346 Base	115	HHBA407 Large Base	123
HHBA347 Wright Base	101	HHBA409 Base	123
HHBA348 Base	115	HHBA410 Base	119
HHBA349 Base	106	HHBA411 Ogee Base Cap	132
HHBA350 Potomac Base	126	HHBA412 Base	123
HHBA351 Potomac Base Shoe	131	HHBA413 Plinth Block Material	98
HHBA354 Base Cap	133	HHBA414 Corner Plinth	93
HHBA355 Cove & Bead Base Cap	131	HHBA416 Base	104
HHBA356 Base Cap	135	HHBA417 Ogee Base Cap	132
HHBA357 Plinth Block	100	Casing	
HHBA358 Plinth Block	99	HHCA201 Haven Casing	57
HHBA359 Plinth Block	96	HHCA202 Ed Woodling Backband	64
HHBA360 Plinth Block	97	HHCA203 Ed Woodling Casing	57
HHBA361 Dukkipatti Base	105	HHCA204 Hoffman Construction Casing	51
HHBA364 South Base	117	HHCA205 Aronson Small Casing	37
HHBA365A Base Cap	133	HHCA206 Walborn Casing	73
HHBA365B Extruded Base Cap	133	HHCA208 Walborn Backband	88
HHBA367 Iola Base	102	HHCA209 Pugliese Casing	74
		HHCA210 Deshmuck Backband	81



"A Fine Tradition In Wood"

HHCA211 Coxcomb	21	HHCA273 Casing	
HHCA212 WM444 Casing	20	HHCA274 Weaver Builders Casing	38
HHCA213 McMillen Moutz Casing	33	HHCA275 Small Weaver Builders Casing	11
HHCA214 WM287 Casing	6	HHCA276 Apple Tree Casing	9
HHCA215 Casing	49	HHCA277 SU-12 Casing	25
HHCA216 Rohrer Back Band	89	HHCA278 Deluxe Homes Casing	25
HHCA217 Avis Casing	22	HHCA279 Casing	53
HHCA218 Haven Casing	54	HHCA280 Casing	56
HHCA219 Aronson Casing	74	HHCA281 Fluted Casing	24
HHCA220 Bridgeview Casing	13	HHCA282 WM331 Casing	9
HHCA221 Feather Edge Casing	43	HHCA283 Casing	76
HHCA222 Haven Homes Casing	51	HHCA284 SU-1 Casing	56
HHCA224 Rodney Yoder Casing	32	HHCA285 T-Ross Casing	26
HHCA224R Rodney Yoder Pote Rosette	90	HHCA286 TH Sub Casing	11
HHCA225 Heritage Bartlett Casing	16	HHCA287 Novinger Casing	15
HHCA226 Jackson Backband	89	HHCA288 Meadowview Casing	18
HHCA227 Bob's Electric Casing	6	HHCA290 Casing	12
HHCA228 Farinelli Daily Casing	52	HHCA291 Farinelli Jackson Casing	59
HHCA229 Farinelli Back Band	88	HHCA292 Casing	26
HHCA230 Klingerman Casing	34	HHCA293 Annapolis Profile F Casing	71
HHCA231 Greenwich Casing	8	HHCA294 Annapolis Profile H Casing	71
HHCA232 Classic Casing	30	HHCA296 RET Tompkins Casing	18
HHCA233 Diehl Miller Casing	55	HHCA297 Newport A Casing	41
HHCA234 Heritage Abel Casing	63	HHCA298 Newport B Casing	41
HHCA235 Morril Casing	55	HHCA299 Mumma Casing	14
HHCA236 Turnkey Casing	37	HHCA300 Columbia Casing	15
HHCA237 Steiner Casing	22	HHCA301 Columbia Backband	86
HHCA238 Precision Wood Beaded Casing	21	HHCA302 Rippon Casing	16
HHCA239 Mission Casing	12	HHCA303 Mission Casing	70
HHCA240 Casing	52	HHCA304 Casing	49
HHCA241 Artistech Backband	81	HHCA305 Backband	82
HHCA242 Varner Casing	58	HHCA306 Casing	65
HHCA243 Casing	11	HHCA307 Potomac Casing	65
HHCA244 Eve's Casing	20	HHCA308 Backband	82
HHCA245 Hillco Casing	11	HHCA309 Heddleson Casing	9
HHCA246 Glenn Casing	14	HHCA310 Tri-County Casing	46
HHCA247 Casing	45	HHCA311 Backband	83
HHCA248 Heritage Kirchoff Casing	8	HHCA312 Iola Casing	6
HHCA249 Kirchoff Backband	81	HHCA313 Backband	83
HHCA250 Plinthe Block	79	HHCA314 Casing	46
HHCA251 Kirchoff Casing 2	23	HHCA315 Backband	86
HHCA252 Brundoe Casing	54	HHCA316 Casing	44
HHCA253 South Casing	67	HHCA317 Backband	83
HHCA256 Casing	36	HHCA318 Casing	45
HHCA257 Casing	23	HHCA319 Lahar Backband	86
HHCA258 Casing	28	HHCA320 Roberts Casing	8
HHCA260 Beaver Casing	63	HHCA321 Pheasant Sub-Casing	13
HHCA261 Irvine Casing	58	HHCA322 Pheasant Casing	6
HHCA262 Brickhill Casing	36	HHCA323 Casing	75
HHCA264 Plinthe Block	78	HHCA324 Casing	13
HHCA266 WM33 Fluted Casing	24	HHCA325 Casing	47
HHCA267 Driscoll Casing	53	HHCA326 Casing	47
HHCA269 Casing	50	HHCA327 Casing	48
HHCA270 Brundoe Casing	59	HHCA328 Casing	48
HHCA271 McMillen's Crim Casing	50	HHCA329 Haye's Colonial Bead	12
HHCA272 Wes Casing	8	HHCA330 Backband	84



"A Fine Tradition In Wood"

HHCA331 Dame Backband	81	HHCA394 Casing	42
HHCA332 Skyline Casing	7	Chair Rail	
HHCA333 Long Casing	7	HHCH401 Pulgliese Batton	152
HHCA334 Casing	12	HHCH402 Spearly Chair Rail w/ Rabbet	152
HHCA335 Waple Backband	84	HHCH403 Kirchoff Chair Rail	153
HHCA336 Backband	85	HHCH404 Greiner Chair Rail	154
HHCA337 Bauman Casing	60	HHCH406 Lend Mill Panel Moulding	148
HHCA338 Casing	70	HHCH407 Bolection Panel Moulding	149
HHCA339 Watson Casing	7	HHCH408 Sun Mountain Panel Moulding	149
HHCA340 Large Casing	35	HHCH409 CCD Chair Rail	151
HHCA341 Small Casing	35	HHCH410 Weaver Balaban Chair Rail	155
HHCA342 Bailor Casing	13	HHCH411 Buchart Panel Mould	148
HHCA343 Sub-Casing	61	HHCH412 Bollection Panel Mould #2	158
HHCA344 Backband	85	HHCH413 Panel Mould	148
HHCA345 Casing	60	HHCH414 Potomac Chair Rail	153
HHCA346 Casing	66	HHCH415 Potomac Chair Rail Cap	154
HHCA347 Casing	61	HHCH416 Columbia Panel Mould B	151
HHCA348 Casing	7	HHCH417 Columbia Panel Mould A	149
HHCA349 Sub-Casing	27	HHCH418 Panel Mould	148
HHCA350 Backband	85	HHCH419 Brundoe Chair Rail	154
HHCA351 Casing	14	HHCH420 Chair Rail	154
HHCA352 Hallowell Casing	66	HHCH421 WM D7P Panel Mould	148
HHCA354 Casing	29	HHCH422 Chair Rail	155
HHCA355 Backband	84	HHCH423 Bolection Moulding	156
HHCA357 Posner Casing	68	HHCH424 Panel Mould	149
HHCA358 Casing	43	HHCH426 Panel Mould	148
HHCA359 Casing	29	HHCH427 Chair Rail	152
HHCA360 Leslie Casing	43	HHCH428 Panel Mould	152
HHCA361 Casing	27	HHCH429 Nosed Cap	151
HHCA364 Waters Casing	87	HHCH430 Chair Rail	153
HHCA365 Casing	75	HHCH431 Panel Mould	149
HHCA366 Casing	19	HHCH432 Panel Mould	148
HHCA367A Backband	87	HHCH433 Chair Rail	151
HHCA367B Sub-Casing	14	HHCH434 Panel Mould	150
HHCA369 Casing	33	HHCH435 Small Chair Rail	150
HHCA370 Casing	17	HHCH436 Medium Chair Rail	157
HHCA371 Casing	9	HHCH437 Large Chair Rail	159
HHCA372 Casing	72	HHCH439 Cap Moulding	150
HHCA373 Casing	39	Crown	
HHCA374 Casing	40	HHCR103 Crown	218
HHCA375 OG Casing Cap	81	HHCR104 Heritage Builders Crown Trim Piece	168
HHCA376 Casing	69	HHCR105 Crown Trim	168
HHCA379 Casing	62	HHCR107 Walborn Cove	195
HHCA380 Plinthe	77	HHCR109 Crown	201
HHCA381 Casing	39	HHCR111 Litch Crown	179
HHCA382 Casing	72	HHCR112 Dame Crown	202
HHCA383 Casing	17	HHCR113 Crown	214
HHBA384 Casing	68	HHCR114 Crown	200
HHCA385 Casing	19	HHCR116 Haven Homes Crown	175
HHCA386 Casing	40	HHCR117 St. John's Crown	191
HHCA387 Fox Hall Casing	62	HHCR121 Miller Bed	166
HHCA388 Architrave Casing	80	HHCR122 Precision Wood Crown	183
HHCA389 Casing	10	HHCR123 Crown Trim	168
HHCA390 Fluted Casing	10	HHCR124 McMillen Saner Crown	173
HHCA392 Casing	42	HHCR126 Mission Crown	177
HHCA393 Backband	82	HHCR127 Fascia Crown	196



"A Fine Tradition In Wood"

HHCR128 Custom Bed Mould.	174	HHCR189 Crown.	207
HHCR130 Kirchoff Crown.	173	HHCR190 Crown.	217
HHCR131 Crown.	208	HHCR191 Cove.	190
HHCR132 Soffit Crown.	198	HHCR192 Crown Cap.	162
HHCR133 Crown.	174	HHCR193 Polk Crown.	190
HHCR134 Pote Crown.	213	HHCR194 Crown.	207
HHCR135 Crown.	202	HHCR196 Cove.	166
HHCR136 Patton 2 Crown.	194	HHCR197 Crown.	173
HHCR138 Crown.	170	HHCR198 Cove.	162
HHCR139 Cove.	162	HHCR199 Cove.	162
HHCR140 Crown.	186	HHCR200 Crown.	171
HHCR141 WM82 Crown.	166	HHCR201 Crown.	171
HHCR142 Meadowview Rake Crown Trim.	167	HHCR202 Drip Edge Crown.	187
HHCR144 Crown.	192	HHCR203 Middle Crown.	173
HHCR145 Crown.	179	HHCR204 Bed Mould.	163
HHCR146 Crown.	186	HHCR206 Crown A.	181
HHCR147 Annapolis Profile D.	172	HHCR207 Crown B.	165
HHCR148 Annapolis Profile A.	185	HHCR208 Crown C.	192
HHCR149 Annapolis Profile B.	176	HHCR209 Baylor Crown.	193
HHCR149A Annapolis Profile B.	176	HHCR210 Bailor Bed Mould.	169
HHCR150 Annapolis Profile C.	188	HHCR211 Treanor Rake Crown.	169
HHCR151 Bed Moulding Cornice.	170	HHCR212 Atsinger Crown.	178
HHCR152 Cove.	184	HHCR213 Atsinger Crown Backer.	222
HHCR154 Crown.	213	HHCR214 Crown.	169
HHCR155 Crown.	204	HHCR215 McClean Crown.	212
HHCR156 Crown.	184	HHCR216 Crown.	180
HHCR157 Crown.	188	HHCR217 Crown.	200
HHCR158 Crown.	208	HHCR218 Crown Backer.	222
HHCR159 Bed Mould.	203	HHCR220 Cove.	209
HHCR160 Bed Mould.	194	HHCR221 Crown Cap.	163
HHCR161 Crown.	185	HHCR222 Crown Backer.	226
HHCR162 Crown.	220	HHCR223 Cove.	169
HHCR163 Potomac Crown.	215	HHCR224 Cove.	187
HHCR164 Crown Backer.	224	HHCR225 Cove Cap.	162
HHCR165 Single Bead Crown Backer.	224	HHCR226 Crown Backer.	223
HHCR166 Bed Mould.	166	HHCR227 Cove.	216
HHCR167 Bed Mould.	174	HHCR228 Cove.	218
HHCR168 Bed Crown.	189	HHCR229 Crown Cap.	163
HHCR169 Crown.	205	HHCR232 Bed Mould.	197
HHCR170 Crown.	221	HHCR233 Cove.	182
HHCR171 Crown.	205	HHCR238 Head Trim.	225
HHCR172 Crown.	180	HHCR239 Side Trim.	225
HHCR173 Window Head Crown.	172	HHCR240 Cove.	167
HHCR174 Crown.	204	HHCR241 Head Crown.	164
HHCR175 Bed Mould.	174	HHCR242 Cove.	162
HHCR176 Crown.	199	HHCR243 Rake Moulding.	163
HHCR177 Crown Backer.	226	HHCR244 Crown.	206
HHCR180 WM48 Crown.	183	HHCR245 Small Crown.	181
HHCR181 Brodie Cove.	212	HHCR246 Medium Crown.	210
HHCR182 South Crown Backer.	227	HHCR247 Crown Top.	163
HHCR183 South Crown.	201	HHCR248 Crown Bottom.	164
HHCR184 South Window Head Crown.	168	HHCR249 Center Cove.	211
HHCR185 Crown.	193	HHCR250 Crown Top.	163
HHCR186 Crown Backer.	227	HHCR251 Crown Backer.	223
HHCR187 Tri-County Crown.	191	HHCR252 Crown.	165
HHCR188 Cove.	170		



"A Fine Tradition In Wood"

Flooring

HHFL101 Transition Strip..... 229
HHMI618 Stage Floor..... 229

Miscellaneous

HHMI605 Ritz Craft Countertop Edge..... 233
HHMI606 Lend Mill Plate Rail..... 237
HHMI607 Lend Mill 45 Degree Angle Filler..... 237
HHMI608 Rickenbaugh Half Round..... 231
HHMI609 Conway #8..... 231
HHMI610 Wes..... 233
HHMI611 Rodney Yoder Roman Ogee..... 240
HHMI612 Dana..... 236
HHMI615 Precision Mediterranean Door Stop..... 232
HHMI619 Quirk Bead..... 231
HHMI621 Profile J..... 232
HHMI623 Potomac Double Bead..... 236
HHMI624 B4 Architrave..... 240
HHMI625 Freeze Board..... 240
HHMI626 Architrave..... 238
HHMI627 J2 Apron Trim..... 234
HHMI628 J5 Apron Trim..... 237
HHMI630 Quarter Round..... 233
HHMI631 Shelf Edge..... 232
HHMI632 Sticking Material..... 231
HHMI633 Moulding #4..... 241
HHMI635 Moulding #6A..... 235
HHMI636 Moulding #8..... 235
HHMI637 Gate Trim..... 235
HHMI638 Quirk Bead..... 231
HHMI640 Applied Moulding..... 234
HHMI641 Apron Ogee..... 231
HHMI642 Ship Lap Log Siding..... 256
HHMI643 Siding..... 256
HHMI644 Picture Rail..... 238
HHMI645 Picture Rail..... 234
HHMI649 Column Cap Bead..... 234
HHMI650 Column Cap..... 239
HHMI651 Architrave..... 234
HHMI652 Cap..... 234
HHMI655 Slat..... 232
HHMI658 Quirk Bead..... 232

Stair Parts

HHHR101 Handrail..... 243
HHST6001 SU Handrail..... 245
HHST6003 Handrail..... 246
HHST6004 Handrail..... 245
HHST6005 Profile E Rail Cap..... 244
HHST6006 Handrail..... 247
HHST6008 Handrail..... 244
HHST6010 Wall Rail..... 249
HHST6011 Handrail..... 248
HHST6012 Top Rail..... 248

Wainscoting & Paneling

HHWA701 Single Bead w/ Eased One Edge T&G... 252
HHWA702 Triple Bead T&G..... 251
HHWA709 Single Bead Ship Lap..... 253
HHWA711 J14B (Beaded) Paneling..... 253
HHWA712 Log Cabin Ceiling Paneling..... 255
HHWA713 Pheasant Beaded Bevel Siding..... 255
HHWA714 Wainscoting..... 251
HHWA715 Ship Lap..... 254
HHWA716 Vest Siding..... 254
HHWA717 T&G Paneling..... 252

Window Stock

HHWI501 Miller Mullion..... 143
HHWI502 Miller Sill..... 146
HHWI503 Sill..... 139
HHWI506 Window Sill..... 139
HHWI508 Window Head Sill..... 141
HHWI509 Sill Material..... 142
HHWI510 Sill Nosing..... 146
HHWI511 Siding Sill..... 141
HHWI512 Sill Cap..... 145
HHWI513 Sill..... 145
HHWI514 Window Apron..... 143
HHWI515 Baylor Sill..... 141
HHWI516 Drip Edge..... 145
HHWI517 Drip Edge..... 145
HHWI518 Sash Rail..... 146
HHWI520 Window Apron..... 144
HHWI522 Sill Material..... 140
HHWI523 Sill Material..... 142

Back to Beginning