



"A Fine Tradition In Wood"

INTERIOR DOORS SECTION 3 INDEX

hmillworks.com
1937 Troup Valley Road
Mt. Pleasant Mills, PA 17853
570-539-2611 ∴ 800-326-9873
Fax 570-539-2379 ∴ 800-718-4463

<u>Product</u>	<u>Page</u>	<u>Effective Date</u>	<u>Revised Date</u>
<u>Pre-Hung Door Handing</u>	3	Feb. 3, 2014	Dec. 27, 2013
<u>Pre-hung Adders</u>	4	Jan. 8, 2018	Dec. 5, 2017
<u>Miscellaneous Pre-hung Option Adders</u>	5	Jan. 8, 2018	Dec. 5, 2017
<u>Hollow Core Slabs</u>	6	Jan. 8, 2018	Dec. 5, 2017
<u>Solid Core Slabs</u>	7	Jan. 8, 2018	Dec. 5, 2017
<u>Hollow Core Bifolds</u>	8	Jan. 8, 2018	Dec. 5, 2017
<u>Miscellaneous Slabs/Bifolds</u>	9	Jan. 8, 2018	Dec. 5, 2017
<u>4 or 6 Panel Slabs/Bifolds</u>	10	Jan. 8, 2018	Dec. 5, 2017
<u>True Divided 1, 9, or 15-Lite Slabs</u>	11	Jan. 8, 2018	Dec. 5, 2017
<u>French Slabs</u>	11	Jan. 8, 2018	Dec. 5, 2017
<u>Flush Slabs/Bifolds</u>	12	Jan. 8, 2018	Dec. 5, 2017
<u>Louver/Louver Slabs/Bifolds</u>	13	Jan. 8, 2018	Dec. 5, 2017
<u>Santa Rosa Slabs/Bifolds</u>	13	Jan. 8, 2018	Dec. 5, 2017
<u>Mirror Bypass and Bifold Units</u>	14	Jan. 8, 2018	Dec. 5, 2017
<u>Bifold Jamb Sets</u>	14	Jan. 8, 2018	Dec. 5, 2017
<u>Miscellaneous Door Items</u>	14	Jan. 8, 2018	Dec. 5, 2017
<u>Wood Lite Kits</u>	15	Feb. 1, 2016	Jan. 15, 2016
<u>Louvers for Flush Slab Installation</u>	15	Feb. 1, 2016	Jan. 15, 2016
<u>Interior Transom Units-Wood Grills& Clip System</u>	16	Jan. 8, 2018	Dec. 5, 2017
<u>Interior Transom Units-True Divided Lite</u>	17	Jan. 8, 2018	Dec. 5, 2017

Manufacturers we can supply:

Jeld-Wen Doors – www.jeld-wen.com
Stallion Door & Millwork - www.stalliondoors.com
Tru-Stile Doors, LLC - www.trustile.com
Lemieux - www.lemieuxdoors.com
Madawaska - www.madawaska-doors.com

Timbergate – www.berth.com
Bollection - www.bolectiondoor.com
Karona – www.karonadoor.com
Supa – www.supadoor.com

Items that are on the above listed websites, but not on our price list, can be special ordered from the manufacturer. Please contact your Heister House sales representative for availability, pricing and to place your special order.

All prices subject to change without notice.



Interior Doors

Section 3 – Page 2

List Price

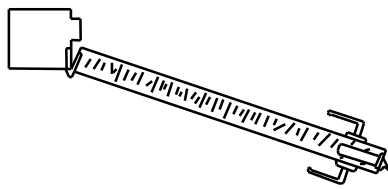
Effective Date 2/1/16

Revised Date 12/27/13

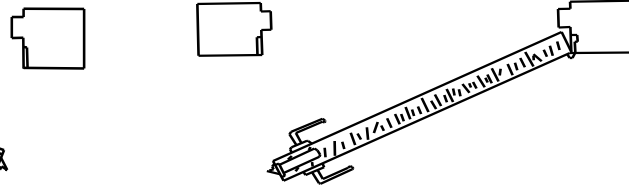
This page intentionally left blank.



PRE-HUNG HANDING



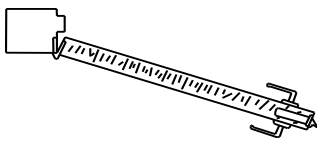
RIGHT HAND (RHD)



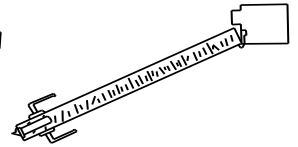
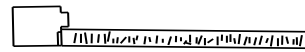
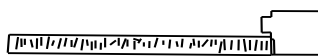
LEFT HAND (LHD)

Our door **handing** for pre-hung units is determined by pulling the door toward you. When ordering your pre-hung door, you should indicate which side the lockset bore will be on.

DOUBLE PRE-HUNG HANDING



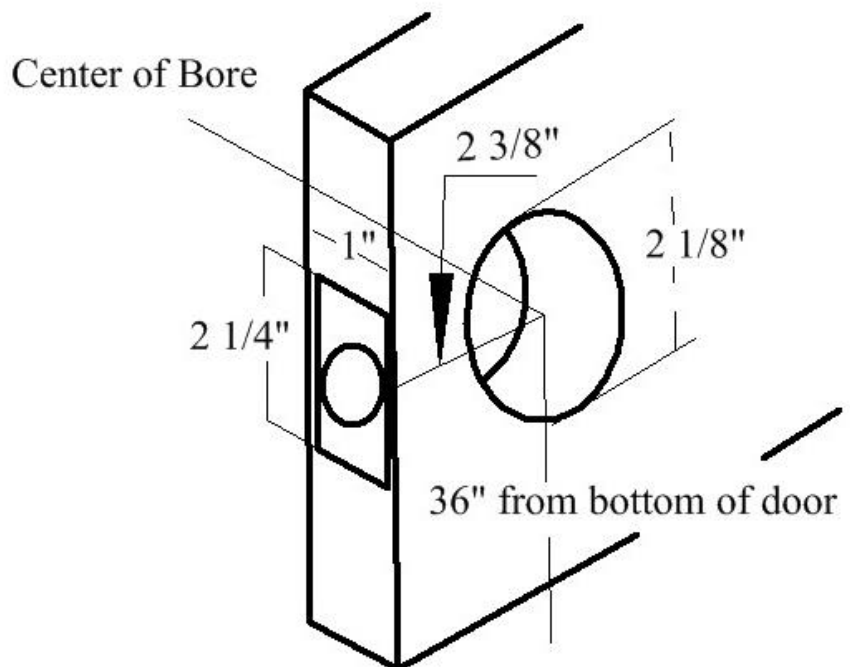
RIGHT HAND ACTIVE (RHDA)



LEFT HAND ACTIVE (LHDA)

When ordering double pre-hung units with flush bolts and/or a t-astragal, indicate which **lockset** will be active. You do not need to indicate any handing when using ball catches.

STANDARD BORE





Interior Doors

Section 3 – Page 4

List Price

Effective Date 1/08/18

Revised Date 12/05/17

DETERMINING PRE-HUNG UNIT LIST PRICES:

Heister House Millworks' standard pre-hung unit consists of jambs and HH936 Colonial door stop in the same species, 3 1/2"-5/8" radius corner bearing hinges and standard hinge and bore prep (see page 1 of this section). The following pages contain the slab list prices. To determine a pre-hung unit list price:

A.) When using a standard pre-hung unit as described above, use the set adder noted. You only need to add that number to your slab price to determine your pre-hung unit list price.

Example: 6-panel pine 2/8 slab with 4 5/8" pine jambs, HH936 pine door stop, 3 1/2" x 5/8" radius corner light brass plain bearing hinges and standard prep and bore:

(slab list) + (standard adder) = (list price)

B.) When other than standard unit materials are required: determine all adders from the following lists and add those to your required slab list price.

Example: 4 panel solid core, primed 2/4 slab with 6 5/8" poplar jambs, HH936 poplar door stop, 3 1/2" x 5/8" radius corner dull chrome ball bearing hinges with standard prep and bore:

(slab list) + (jamb/door stop adder) + (hinge adder) = (list price)

See Builder's Hardware section for hinge, lockset, and other door hardware finish cross reference table.

All pre-hung units are produced per order to your specifications. Allow at least one week prep time and additional lead times as noted for non-stock slabs.

Prices reflected on these two pages reflect Pre-hung unit pricing only. For individual parts' list prices, see the respective section of our Product Catalog.

PRE-HUNG ADDERS

PRE-HUNG

STANDARD ADDER INCLUDES: *JAMBS, HH936 COLONIAL DOOR STOP, 3 1/2" X 5/8" RADIUS CORNER HINGES (3 PER SLAB), & STD. PREP & BORE*

JAMB OPTIONS	F/J	PINE	POPLAR	RED OAK
4 5/8" JAMBS AND COLONIAL DOOR STOP				
6 5/8" JAMBS AND COLONIAL DOOR STOP		Built per order/per unit.		
8 5/8" JAMBS AND COLONIAL DOOR STOP				
9 1/4" JAMBS AND COLONIAL DOOR STOP				
B-SPLIT 4 9/16" JAMBS W/ HH366 2 1/4" CASING				
B-SPLIT 4 9/16" JAMBS W/ HH445 or HH446 3 1/4" CASING	*			
B-SPLIT 6 9/16" JAMBS W/ HH366 2 1/4" CASING	N/A			
B-SPLIT 6 9/16" JAMBS W/ HH445 or HH446 3 1/4" CASING	N/A			
2 1/4" HH366 CASING, MITERED AND SHIPPED LOOSE				
3 1/4" HH445 or HH446 CASING, MITERED AND SHIPPED LOOSE				

DOUBLE PRE-HUNG

4 5/8" JAMBS AND COLONIAL DOOR STOP				
6 5/8" JAMBS AND COLONIAL DOOR STOP		Built per order/per unit.		
8 5/8" JAMBS AND COLONIAL DOOR STOP	N/A			
9 1/4" JAMBS AND COLONIAL DOOR STOP	N/A			
B-SPLIT 4 9/16" JAMBS W/ 2 1/4" HH366 CASING				
B-SPLIT 4 9/16" JAMBS W/ HH445 or HH446 3 1/4" CASING	*			
B-SPLIT 6 9/16" JAMBS W/ 2 1/4" HH366 CASING	N/A			
B-SPLIT 6 9/16" JAMBS W/ HH445 or HH446 3 1/4" CASING	N/A			
2 1/4" HH366 CASING, MITERED AND SHIPPED LOOSE				
3 1/4" HH445 or HH446 CASING, MITERED AND SHIPPED LOOSE				
T-ASTRAGAL	N/A			

*Not available in HH446



Interior Doors
 Section 3 – Page 5
 List Price
 Effective Date 1/08/18
 Revised Date 12/05/17

PRE-HUNG HINGE ADDERS (PER SLAB)

	BRIGHT BRASS	ANTIQUÉ BRASS	SATIN NICKEL	ANTIQUÉ NICKEL	COLONIAL BRONZE	FLAT BLACK	BRIGHT CHROME	DULL CHROME
PLAIN BEARING								
3 ½” – 5/8” Radius Corner	S	S	S	S	S	S	S	S
3 ½” – ¼” Radius Corner	S	S	N/S	S	S	N/A	S	S
3 ½” – Square Corner	N/S	N/S	S	N/A	N/A	N/A	N/A	N/S
4” – 5/8” Radius Corner	N/S	S	S	S	N/A	N/A	N/S	S
4” – Square Corner	S	N/S	N/A	N/A	N/A	N/A	N/S	N/S
4 ½” – Square Corner	N/S	S	N/A	N/A	N/A	N/A	N/S	N/S
BALL BEARING								
3 ½” - 5/8” Radius Corner	S	S	S	N/S	S	S	S	S
3 ½” – Square Corner	S	N/A	N/A	N/A	N/A	N/A	N/A	N/S
4” – 5/8” Radius Corner	S	S	S	S	S	N/A	N/S	S
4” – Square Corner	N/S	N/A	N/A	N/A	N/A	N/A	N/A	N/S
4 ½” – Square Corner	N/S	N/A	N/A	N/A	N/A	N/A	N/S	N/S
BOMMER HINGES, BALL CATCHES, & FLUSH BOLTS								
Bommer Spring Pivot Hinge	S	S	N/A	N/A	S	N/A	S	N/A
Ball Catch (per slab)	S	S	S	S	S	N/A	S	S
Flush Bolt	S	S	S	S	S	N/A	S	S

Double the hinge adder for double pre-hung units.

Hinge adders are for pre-hung units only.

MISCELLANEOUS PRE-HUNG OPTION ADDERS

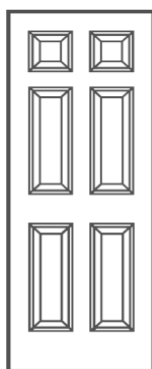
OPTION	ITEM #	STATUS
REDUCE HOLLOW CORE DOOR HEIGHT LESS THAN 1 1/2”	SD1	Per Order
REDUCE HOLLOW CORE DOOR HEIGHT MORE THAN 1 1/2”	SD2	Per Order
REDUCE SOLID CORE DOOR HEIGHT WITHOUT RE-BLOCKING	SD3	Per Order
REDUCE SOLID CORE DOOR HEIGHT WITH RE-BLOCKING	SD4	Per Order
REDUCE JAMB WIDTH	RIP	Per Order
REDUCE WOOD PANEL DOOR HEIGHT (<i>VOID WARRANTY, IF GREATER THAN 1”</i>)	RPDH	Per Order
REDUCE DOOR WIDTH (<i>VOID WARRANTY</i>)	RDW	Per Order
HINGE AND BORE PREP ONLY	HBP	Per Order
MORTISE LOCK PREP 1-5 SLABS	ML	Per Order
MORTISE LOCK PREP 6 OR MORE SLABS	ML6	Per Order
RED OAK SILL	S99	Per Order
WEATHERSTRIP 3 SIDES AND KERF DOOR STOP	MDO10	Per Order
WEATHERSTRIP 3 SIDES WITH 5 3/4” ALUMINUM SILL AND DOOR BOTTOM	MDO11	Per Order
WEATHERSTRIP 3 SIDES WITH 5 3/4” BRONZE SILL AND DOOR BOTTOM	MDO11B	Per Order
WEATHERSTRIP 3 SIDES WITH 7 1/4” ALUMINUM SILL AND DOOR BOTTOM	MDO12	Per Order
WEATHERSTRIP 3 SIDES WITH 7 1/4” BRONZE SILL AND DOOR BOTTOM	MDO12B	Per Order
WEATHERSTRIP 3 SIDES WITH WOOD SILL AND DOOR BOTTOM	MDO13	Per Order
WEATHERSTRIP, PLANTATION PINE JAMBS ON 4 SIDES	MDO1466	Per Order
WEATHERSTRIP, POPLAR JAMBS ON 4 SIDES	MDO1477	Per Order
WEATHERSTRIP, RED OAK JAMBS ON 4 SIDES	MDO1499	Per Order



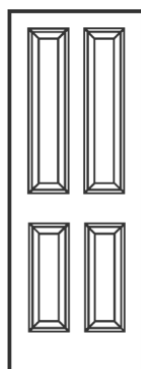
HOLLOW CORE SLABS

1 3/8" X 6/8, PRIMED, TEXTURED (TX) OR SMOOTH (SM)

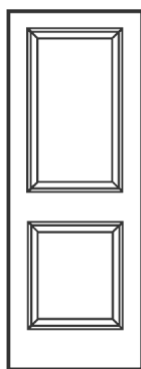
	6-Panel		4-Panel	2-Panel						3-Panel
	Square Top Panel		Square Top Panel	Square Top Panel	Eyebrow Top Panel		Arch Top Panel	Square Top, Grooved Panels	Arch Top, Grooved Panels	Square Panel
	Colonist		Coventry	Carrara	Camden	Princeton	Caiman	Corvado	Cashal	Avalon
Item #	C10--	C20--	C32--	C46--	C50--	C55--	C48--	C42--**	C52--	C57--**
Size	TX	SM	SM	SM	TX	SM	SM	SM	SM	TX
1/0	N/S	N/S	N/S	N/S	N/S*	N/A	N/S*	N/A	N/S	N/S*
1/2	N/S	N/S	N/S	N/S	N/S*	N/A	N/S*	N/A	N/S	N/S*
1/3	N/S	N/S	N/S	N/S	N/S*	N/A	N/S*	N/A	N/S	N/S
1/4	N/S	N/S	N/S	N/S	N/S*	N/A	N/S*	N/A	N/S	N/S
1/6	S	S	S	S	S	S	S	N/S	S	N/S
1/8	S	N/S	N/S	N/S	N/S	N/S	N/S	N/S	N/S	N/S
1/10	S	N/S	N/S	N/S	N/S*	N/S	N/S*	N/S	N/S	N/S*
2/0	S	S	S	S	S	S	S	N/S	S	N/S
2/2	S	N/S	N/S	N/S	N/S	N/S	N/S	N/S	N/S	N/S
2/4	S	S	S	S	S	S	S	N/S	S	N/S
2/6	S	S	S	S	S	S	S	N/S	S	N/S
2/8	S	S	S	S	S	S	S	N/S	S	N/S
2/10	S	N/S	N/S	N/S	N/S	N/S	N/S	N/S	N/S	N/S
3/0	S	S	S	S	S	S	S	N/S	S	N/S




Colonist
Textured
C10__
Colonist
Smooth
C20__



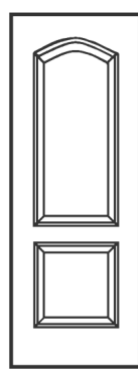
Coventry
Smooth
C32__



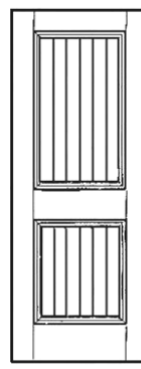
Carrara
Smooth
C46__



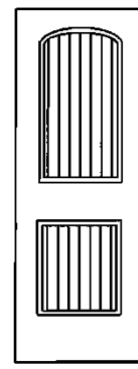
Camden
Textured
C50__
Princeton
Smooth
C55__




Caiman
Smooth
C48__



Corvado
Smooth
C42__



Cashal
Smooth
C52__



Avalon
Textured
C57__

*These slabs are too narrow to be bored for standard hardware.

**The 2-panel, square top, grooved panels, and 3-panel doors can be purchased at same list as same size 6-panel slabs with a 2-4 week lead time.

Shaded cells indicate non-stock items. Please allow minimum one week lead time.



Interior Doors

Section 3 – Page 7

List Price


Effective Date 1/08/18

Revised Date 12/05/17

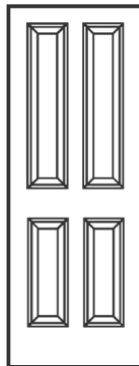
SOLID CORE SLABS

1 3/8" X 6/8, PRIMED, TEXTURED (TX) OR SMOOTH (SM)

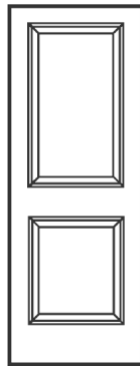
	6-Panel		4-Panel	2-Panel						3-Panel
	Square Top Panel		Square Top Panel	Square Top Panel	Eyebrow Top Panel		Arch Top Panel	Square Top, Grooved Panels	Arch Top, Grooved Panels	Square Panel
	Colonist		Coventry	Carrara	Camden	Princeton	Caiman	Corvado	Cashal	Avalon
Item #	C14--	C24--	C34--	C47--	C54--	C56-	C49--	C43--**	C53--	C58--**
Size	TX	SM	SM	SM	TX	SM	SM	SM	SM	TX
1/0	N/S	N/S	N/S	N/S	N/S *	N/S *	N/S *	N/A	N/S	N/A
1/2	N/S	N/S	N/S	N/S	N/S *	N/S *	N/S *	N/A	N/S	N/A
1/3	N/S	N/S	N/S	N/S	N/S *	N/S *	N/S *	N/A	N/S	N/S
1/4	N/S	N/S	N/S	N/S	N/S *	N/S	N/S	N/A	N/S	N/S
1/6	S	S	S	S	N/S	S	S	N/S	N/S	N/S
1/8	N/S	N/S	N/S	N/S	N/S	N/S*	N/S	N/S	N/S	N/S
1/10	N/S	N/S	N/S	N/S	N/S*	N/S*	N/S*	N/S	N/S	N/S*
2/0	S	S	S	S	N/S	S	S	N/S	N/S	N/S
2/2	N/S	N/S	N/S	N/S	N/S	N/S*	N/S	N/S	N/S	N/S
2/4	S	S	S	S	N/S	S	S	N/S	N/S	N/S
2/6	S	S	S	S	N/S	S	S	N/S	N/S	N/S
2/8	S	S	S	S	N/S	S	S	N/S	N/S	N/S
2/10	N/S	N/S	N/S	N/S	N/S	N/S	N/S	N/S	N/S	N/S
3/0	S	S	S	S	N/S	S	S	N/S	N/S	N/S



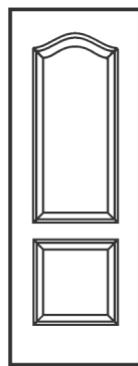
Colonist
Textured
C14__
Colonist
Smooth
C24__



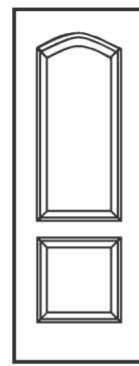
Coventry
Smooth
C34__



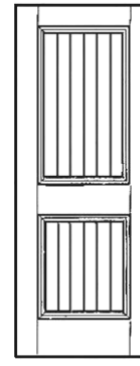
Carrara
Smooth
C47__



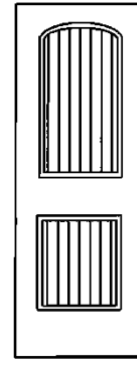
Camden
Textured
C54__
Princeton
Smooth
C56__




Caiman
Smooth
C49__



Corvado
Smooth
C43__



Cashal
Smooth
C53__



Avalon
Textured
C58__

*These slabs are too narrow to be bored for standard hardware.

**The 2-panel, square top, grooved panels, and 3-panel doors can be purchased at same list as same size 6-panel slabs with a 2-4 week lead time.

Shaded cells indicate non-stock items. Please allow minimum one week lead time.



HOLLOW CORE, TEXTURED BIFOLDS

1 3/8" X 6/7, PRIMED, MOULDED 2 SIDES

Item #	6-Panel	4-Panel	2-Panel	3-Panel
	Square Top Panel	Eyebrow Top Panel	Eyebrow Top Panel	Square Panel
	C105--	C405--	C505--	C575--
2/0	S	N/A	S	N/S
2/6	S	N/A	S	N/S
3/0	S	N/A	S	N/S
4/0	S	N/A	S	N/S
5/0	S	N/A	S	N/S
6/0	S	N/A	S	N/S

HOLLOW CORE, SMOOTH BIFOLDS

Item #	6-Panel	2-Panel				
	Square Top Panel	Square Top Panel	Eyebrow Top Panel	Arch Top Panel	Arch Top Panel, Grooved Panels	Square Top Panel, Grooved Panels
	C205--	C465--	C555--	C485--	C525--	C425--
2/0	S	S	S	S	S	N/S
2/6	S	S	S	S	S	N/S
3/0	S	S	S	S	S	N/S
4/0	S	S	S	S	S	N/S
5/0	S	S	S	S	S	N/S
6/0	S	S	S	S	S	N/S

Solid core bifolds are special order items. Call for pricing. Allow minimum one week lead time.
 Shaded cells indicate non-stock items. Please allow minimum one week lead time.



Interior Doors

Section 3 – Page 9

List Price

Effective Date 1/08/18

Revised Date 12/05/17

MISCELLANEOUS SLABS

1 3/8" x 6/8 PRIMED, SMOOTH

	HOLLOW CORE				SOLID CORE			
	2-Panel	5-Panel		3-Panel	2-panel	5-panel		3-panel
	SANTA FE	ROCKPORT Raised Panel	CONMORE Flat Panel	CRAFTSMEN III	SANTA FE	ROCKPORT Raised Panel	CONMORE Flat Panel	CRAFTSMEN III
	52--	25--	C23--	J27-	53--	26--	C45--	J28-
1/0	N/S	N/A	N/A	N/S	N/S	N/A	N/A	N/S
1/2	N/A	N/A	N/A	N/S	N/S	N/A	N/A	N/S
1/3	N/S	N/A	N/A	N/S	N/S	N/A	N/A	N/S
1/4	N/S	N/A	N/A	N/S	N/S	N/A	N/A	N/S
1/6	N/S	N/A	N/S	S	N/S	N/A	N/S	S
1/8	N/S	N/A	N/S	N/S	N/S	N/A	N/S	N/S
1/10	N/S	N/A	N/S	N/S	N/S	N/A	N/S	N/S
2/0	N/S	N/S	N/S	S	N/S	N/S	N/S	S
2/2	N/S	N/S	N/S	N/S	N/S	N/S	N/S	N/S
2/4	N/S	N/S	N/S	S	N/S	N/S	N/S	S
2/6	N/S	N/S	N/S	S	N/S	N/S	N/S	S
2/8	N/S	N/S	N/S	S	N/S	N/S	N/S	S
2/10	N/S	N/S	N/S	N/S	N/S	N/S	N/S	N/S
3/0	N/S	N/S	N/S	S	N/S	N/S	N/S	S

BIFOLDS

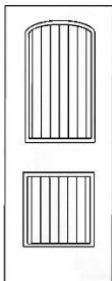
**SANTA FE
HOLLOW CORE**

**CONMORE
HOLLOW CORE**

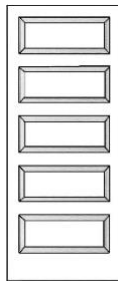
**CRAFTSMEN III
HOLLOW CORE**

1 3/8" X 6/7 PRIMED, SMOOTH


SIZE	525--	SIZE	525--	SIZE	C235--	SIZE	J275--	SIZE	J275--
2/0	N/S	4/0	N/S	3/0	N/S	2/0	N/S	4/0	S
2/6	N/S	5/0	N/S	4/0	N/S	2/6	N/S	5/0	S
3/0	N/S	6/0	N/S	5/0	N/S	3/0	S	6/0	N/S



Santa Fe
52-, 53--



Rockport
25--, 26--



Conmore
C23--, C45--



Craftsmen III
J27--, J28--

*Solid core bifolds require heavy duty bifold track.

Shaded cells indicate non-stock items. Please allow minimum one week lead time.



4 OR 6 PANEL SLABS-PINE & RED OAK

1 3/8" X 6/8

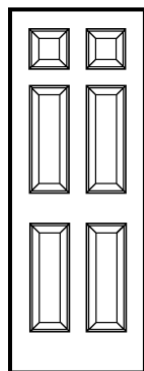
SIZE	6-PANEL		4-PANEL
	PINE	RED OAK	PINE
	107--	86--	1074--
1/0	S	N/S	N/S
1/2	N/S	N/S	N/S
1/3	N/S	N/S	N/S
1/4	S	N/S	N/S
1/6	S	S	N/S
1/8	S	N/S	N/S
1/10	S	N/S	N/S
2/0	S	S	N/S
2/2	S	N/S	N/S
2/4	S	N/S	N/S
2/6	S	S	N/S
2/8	S	S	N/S
2/10	S	N/S	N/S
3/0	S	S	N/S

4 OR 6 PANEL BIFOLDS

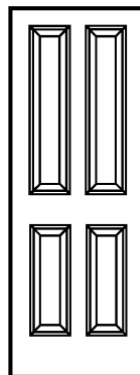
1 3/8" X 6/7

SIZE	6 PANEL		4 PANEL
	PINE	RED OAK	PINE
	745--	865--	7045--
2/0	S	S	N/S
2/6	S	S	N/S
3/0	S	S	N/S

Shaded cells indicate non-stock items. Please allow three weeks lead time.



6-Panel
107 --



4-Panel
1074 --



Interior Doors
 Section 3 – Page 11
 List Price
 Effective Date 1/08/18
 Revised Date 12/05/17

FRENCH DOOR SLABS-PINE & RED OAK

1 3/8" x 6/8

SIZE	15-LITE WOOD DIVIDED		1-LITE	9-LITE (PRAIRIE)	
	# LITES	PINE	PINE	PINE	
		77--	87--	76-	779-
1/0	5-LITE	N/S	N/S	N/S	N/S
1/2	5-LITE	N/S	N/S	N/S	N/S
1/3	5-LITE	N/S	N/S	N/S	N/S
1/4	5-LITE	N/S	N/S	N/S	N/S
1/6	5-LITE	S	N/S	N/S	N/S
1/8	5-LITE	N/S	N/S	N/S	N/S
1/10	10-LITE	N/S	N/S	N/S	N/S
2/0	10-LITE	S	N/S	S	N/S
2/2	10-LITE	N/S	N/S	N/S	N/S
2/4	15-LITE	S	N/S	N/S	N/S
2/6	15-LITE	S	N/S	S	N/S
2/8	15-LITE	S	N/S	N/S	N/S
2/10	15-LITE	N/S	N/S	N/S	N/S
3/0	15-LITE	S	N/S	S	N/S

All 15-lite slabs are available as 10-lite via special order. Allow 4-6 week lead time
 Shaded cells indicate non-stock items. Please allow minimum 4-6 weeks lead time.

PRIMED FRENCH SLABS

SIZE	ITEM #	DESCRIPTION	STATUS
2/0	7720PR	15 LITE, 1 3/8" X 6/8	S
2/6	7726PR	15 LITE, 1 3/8" X 6/8	S
3/0	7730PR	15 LITE, 1 3/8" X 6/8	S



FLUSH SLABS-BIRCH & RED OAK

1 3/8" X 6/8


SIZE	HOLLOW CORE		SOLID CORE	
	BIRCH	RED OAK	BIRCH	RED OAK
	60- -	80- -	64- -	84- -
1/0	N/S	N/S	N/S	N/S
1/2	N/S	N/S	N/S	N/S
1/3	N/S	N/S	N/S	N/S
1/4	N/S	N/S	N/S	N/S
1/6	S	N/S	S	N/S
1/8	N/S	N/S	S	N/S
1/10	N/S	N/S	N/S	N/S
2/0	S	N/S	S	N/S
2/2	N/S	N/S	N/S	N/S
2/4	S	N/S	S	N/S
2/6	S	N/S	S	N/S
2/8	S	N/S	S	N/S
2/10	N/S	N/S	N/S	N/S
3/0	S	N/S	S	N/S

FLUSH, HOLLOW CORE BIFOLDS

1 3/8" X 6/7

SIZE	BIRCH	RED OAK
	605--	805--
2/0	S	N/S
2/6	S	N/S
3/0	S	N/S
4/0	S	N/S
5/0	S	N/S
6/0	S	N/S

Shaded cells indicate non-stock items. Please allow two weeks lead time.



Flush Door



LOUVER/LOUVER SLABS

PINE			PRIMED	
SIZE	ITEM #	PRICE	ITEM #	PRICE
1/6	7816	S	N/A	N/A
1/8	7818	N/S	N/A	N/A
2/0	7820	S	7820PR	S
2/4	7824	S	N/A	N/A
2/6	7826	S	7826PR	S
2/8	7828	S	N/A	N/A
3/0	7830	S	7830PR	S

Shaded cells indicate non-stock items. Please allow minimum one week lead time.


SANTA ROSA SLABS-KNOTTY PINE

SIZE	ITEM # - PANEL #21	ITEM # - PANEL #22	PRICE
1/6	71116	71216	N/S
2/0	71120	71220	N/S
2/4	71124	71224	N/S
2/6	71126	71226	N/S
2/8	71128	71228	N/S
3/0	71130	71230	N/S

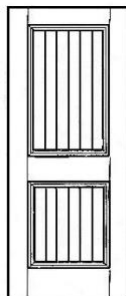
Santa Rosa shaded list prices are non-stock items. Please allow minimum four week lead time.

BIFOLDS

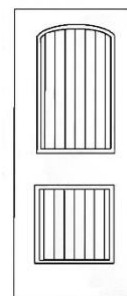
SIZE	1 1/8" X 6/7	1" X 6/8	1 3/8" X 6/7
	LOUVER/LOUVER	LOUVER/LOUVER PRIMED	SANTA ROSA
	785--	785--PR	7115--, 7125--
2/0	S	S	N/S
2/6	S	S	N/S
3/0	S	S	N/S
4/0	S	N/A	N/A
5/0	S	N/A	N/A
6/0	S	N/A	N/A



Louver/Louvers
78--



Santa Rosa Panel #21
711--



Santa Rosa Panel #22
712--



MIRROR DOOR UNITS

6/8 HEIGHT

BYPASS UNITS

ITEM #	SIZE	DESCRIPTION	PRICE
MD40	4/0	2-2/0 WHITE FRAME, SLABS W/HARDWARE	N/S
MD50	5/0	2-2/6 WHITE FRAME, SLABS W/HARDWARE	N/S
MD60	6/0	2-3/0 WHITE FRAME, SLABS W/HARDWARE	N/S

BIFOLD UNITS

ITEM #	SIZE	DESCRIPTION	PRICE
LMB20	2/0	SINGLE FRAMELESS BIFOLD UNIT W/ HARDWARE	N/S
LMB26	2/6	SINGLE FRAMELESS BIFOLD UNIT W/ HARDWARE	N/S
LMB30	3/0	SINGLE FRAMELESS BIFOLD UNIT W/ HARDWARE	N/S

4 5/8" BIFOLD JAMB SETS

	FINGER-JOINT PRIMED	PINE	POPLAR	OAK
WITH 3/4" COVE, NO CASING-KNOCKED DOWN				
2/0-3/0	Made per order.			
4/0-6/0				
WITH 3/4" COVE & 2 1/4" CASING FOR BOTH SIDES				
2/0-3/0	Made per order.			
4/0-6/0				
WITH 3/4" COVE & 3 1/4" CASING FOR BOTH SIDES				
2/0-3/0	Made per order.			
4/0-6/0				

MISCELLANEOUS DOOR PARTS

ITEM #	DESCRIPTION	SIZE	PRICE
SHIM	Shim Shakes		S
S575A	Door Sill, Aluminum In-Swing	5 3/4" x 3/0	N/S
S575B	Door Sill, Bronze In-Swing	5 3/4" x 3/0	N/S
S725A	Door Sill, Aluminum In-Swing	7 1/4" x 3/0	N/S
S725B	Door Sill, Bronze In-Swing	7 1/4" x 3/0	N/S
MI324	Door Catches – Magnetic	1 3/4" x 9/16"	S
CS30	Compression Strip - Brown	3/0	S
CS68	Compression Strip - Brown	6/8	N/S
CS80	Compression Strip – Brown	8/0	N/S
CS70BR	Compression Strip - Brown	7/0	N/S
CS70W	Compression Strip – White	7/0	N/S
DB30	Finned Door Bottom	3/0	S
8110	Bolt –Surface Brass	6"	N/S



WOOD LITE KITS w/SAFETY GLASS

FOR SOLID CORE BIRCH DOORS

ITEM #	SIZE	KIT	INSTALLED
LK1010	1 3/8" x 10" x 10"	N/S	N/S
LK630	1 3/8" x 6" x 30"	N/S	N/S
LK424	1 3/8" x 4" x 24"	N/S	N/S
LK2024	1 3/8" x 20" x 24"	N/S	N/S
LK1616	1 3/8" x 16" x 16"	N/S	N/S
LK2036	1 3/8" x 20" x 36"	N/S	N/S
LK2424	1 3/8" x 24" x 24"	N/S	N/S
LK2430	1 3/8" x 24" x 30"	N/S	N/S
LK2436	1 3/8" x 24" x 36"	N/S	N/S
LK2064	1 3/8" x 20" x 64"	N/S	N/S
LK2264	1 3/8" x 22" x 64"	N/S	N/S
LK4244	1 3/4" x 4" x 24"	N/S	N/S
LK10104	1 3/4" x 10" x 10"	N/S	N/S
LK20364	1 3/4" x 20" x 36"	N/S	N/S
LK24304	1 3/4" x 24" x 30"	N/S	N/S
LK24364	1 3/4" x 24" x 36"	N/S	N/S
LK20644	1 3/4" x 20" x 64"	N/S	N/S

Installed lite kit is 6" from top of door and centered from left to right. Different location must be specified.

Other sizes are available. Please contact your sales representative for availability and pricing.

Allow two weeks lead time for installation of lite kits.

BIRCH LOUVERS FOR FLUSH DOORS

SIZE	LOUVER	INSTALLED
12" X 12"	N/S	N/S
20" X 12"	N/S	N/S
24" X 24"	N/S	N/S

Louvers are for either 1 3/8" or 1 3/4" flush Birch door slabs.

Allow one week lead time for installation of louvers.



INTERIOR TRANSOM UNIT WITH WOOD GRILLS & CLIP SYSTEM

ITEM #	1 LITE		3, 5, OR 7 LITE		
	SIZE	PINE (66)	RED OAK (99)	PINE (66)	RED OAK (99)
3/0					
TG3610--	10"	N/S	N/S	N/S	N/S
TG3612--	12"	N/S	N/S	N/S	N/S
TG3614--	14"	N/S	N/S	N/S	N/S
TG3616--	16"	N/S	N/S	N/S	N/S
4/0					
TG4810--	10"	N/S	N/S	N/S	N/S
TG4812--	12"	N/S	N/S	N/S	N/S
TG4814--	14"	N/S	N/S	N/S	N/S
TG4816--	16"	N/S	N/S	N/S	N/S
5/0					
TG6010--	10"	N/S	N/S	N/S	N/S
TG6012--	12"	N/S	N/S	N/S	N/S
TG6014--	14"	N/S	N/S	N/S	N/S
TG6016--	16"	N/S	N/S	N/S	N/S
6/0					
TG7210--	10"	N/S	N/S	N/S	N/S
TG7212--	12"	N/S	N/S	N/S	N/S
TG7214--	14"	N/S	N/S	N/S	N/S
TG7216--	16"	N/S	N/S	N/S	N/S

Direct set transom unit with wood bars and clip system, shipped loose, laminated glass, HH936 door stop on both sides, 4 9/16" pine jambs, and HH984 mullion - shipped loose.

Transoms shipped assembled, but not attached to door unit.

These transom units are made per order. Allow minimum two week lead time.



INTERIOR TRANSOM UNIT WITH TRUE DIVIDED LIGHTS

SASH ONLY				
ITEM #	SIZE	DESCRIPTION	PINE (66)	RED OAK (99)
TS3210	1 3/8" x 32" x 10"	3 LITES	N/S	N/S
TS3212	1 3/8" x 32" x 12"	3 LITES	N/S	N/S
TS3214	1 3/8" x 32" x 14"	3 LITES	N/S	N/S
TS3610	1 3/8" x 36" x 10"	3 LITES	N/S	N/S
TS3612	1 3/8" x 36" x 12"	3 LITES	N/S	N/S
TS3614	1 3/8" x 36" x 14"	3 LITES	N/S	N/S
TS4810	1 3/8" x 48 1/2" x 10"	4 LITES	N/S	N/S
TS4812	1 3/8" x 48 1/2" x 12"	4 LITES	N/S	N/S
TS4814	1 3/8" x 48 1/2" x 14"	4 LITES	N/S	N/S
TS6010	1 3/8" x 60 1/2" x 10"	7 LITES	N/S	N/S
TS6012	1 3/8" x 60 1/2" x 12"	7 LITES	N/S	N/S
TS6014	1 3/8" x 60 1/2" x 14"	7 LITES	N/S	N/S
TS7210	1 3/8" x 72 1/2" x 10"	7 LITES	N/S	N/S
TS7212	1 3/8" x 72 1/2" x 12"	7 LITES	N/S	N/S
TS7214	1 3/8" x 72 1/2" x 14"	7 LITES	N/S	N/S

ADDERS FOR COMPLETE TRANSOM UNIT

	OPTION 1 (TSS)	OPTION 2 (CTS)		
	<i>Sash aligned with door</i> HH936 Colonial door stop opposite door side HH108 (1/2" quarter round) on door side	<i>Sash centered in jamb</i> HH936 Colonial door stop both sides		
	PINE			
	4 5/8" JAMBS	6 5/8" JAMBS	4 5/8" JAMBS	6 5/8" JAMBS
UP TO 3/0	Per Order			
4/0				
5/0				
6/0				
	RED OAK			
	4 5/8" JAMBS	6 5/8" JAMBS	4 5/8" JAMBS	6 5/8" JAMBS
UP TO 3/0	Per Order			
4/0				
5/0				
6/0				

Indicate Option choice (#1 or #2) when ordering.
 Add your option choice adder to the sash price to determine your complete transom unit price.
 Cross rails are 1 7/8" thick and the sides are wide stiles at 4 1/2".
 Transoms are shipped assembled, but not attached to the door unit.
 Transom sashes are available with center glass to match door stiles. Please allow 4-6 weeks lead time.
 Shaded items are non-stock. Allow 4-6 weeks lead time.